

OP.086

I request creation or maintenance of material costing & accounting views

Process: [Product Costing](#)

Responsibility area: [Costing forms](#)

Scope

WW

Frequency

on demand

References

Error rendering

macro

'contentbylabel'

parameters should

not be empty

- [Material - Master Data](#)

Attachments

xx

xx << I request creation or maintenance of material costing & accounting views >> xx

Guideline

STEP 1

The form is stored in [Digital Workplace](#)

STEP 2

Open the Digital Workplace : **FI-CO creation template**

and click [Form of creation and modification for costing and accounting views](#) to download the last version of the form

The template has been separated to ECo and SCo.

Please find below the links to each of these companies:

ECo: Link - <https://docs.google.com/spreadsheets/d/1GDQ6WNOJ4fenBTOq0cq5yPhx00i4UU1x40zdfmPxxw/edit#gid=705958799>

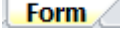

SCo: Link -

https://docs.google.com/spreadsheets/d/141bVMMRjBt6kaNwWSXh2-KuFY2A_2iOzMZzhNQP4r2u/edit#gid=705958799

Please note that this template should be used only in the FI-CO Creation Request Service.

The information on how to fill the Template can be found on the first sheet of the template

There are 2 sheets in the form :

- You must fill the sheet  and you can use the sheet  to help you

Open the file **FI-CO creation template** and go to the sheet 

**1. Select the type of request :
Modification or Creation**

MANDATORY

Modification
Creation

Costing & Accounting views		
Creation / Modification form WP1		
21-08-2015		
1	Type of request	Creation
2	Material code	Description
		Plant

**2. Enter the material code,
description and plant code**

MANDATORY

Costing & Accounting views		
Creation / Modification form WP1		
21-08-2015		
1	Type of request	Creation
2	Material code	Description
		Plant
	111666	MM 8729 C ULTIMAT SAC 25 KG 7971 Shanghai

3. Enter :

Fields	What must be entered
3a Valuation class	Z100 CS Raw materials
	Z110 CS Packaging
	Z130 CS Trading goods
	Z140 CS Intermediates
	Z150 CS Finished product

MANDATORY

3 Accounting view 1		
3a	Valuation class	Z100 CS Raw materials
3b	Price control	S - Standard
3c	Price unit	1,000
3d	Purchase price (*)	3 200 CNY

(*) without VAT & with import duties

By default = S (Standard)

By default = 1,000

Only for purchased products

3b	Price control <div style="background-color: #008000; color: white; padding: 2px; text-align: center; margin-top: 5px;">MANDATORY</div>	Usually S - Standard except V - Moving Price : <ul style="list-style-type: none"> For Raw Materials (Z100) in Korea & Brazil For the split valuation in Liyang & Baotou (China)
3c	Price unit <div style="background-color: #008000; color: white; padding: 2px; text-align: center; margin-top: 5px;">MANDATORY</div>	By default it is 1 000 but the requester can provide another price unit
3d	Purchase price <div style="background-color: #add8e6; padding: 2px; text-align: center; margin-top: 5px;">PURCHASE</div>	The purchase price is required for purchased products The price is without VAT and with import duties




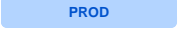
4. If you want to use a commercial price, it has to be justified & documented as it is part of the IAC control

4 Accounting view 2	
4a Commercial price	To be justified below
Why do you need a commercial price ?	
4b	

3. Enter :

Fields	What must be entered
---------------	-----------------------------

5 Costing view 1		
5a Profit center		
5b Costing lot size	1.000	By default = 1000
5c Procurement code	AV	
5d Production version		Only for internal production

5a	Profit center 	Is requested for the calculation of the Working Capital & industrial indicators. If you don't know it, at least provide the GBU and the value stream (only for production sites)
5b	Costing lot size 	By default it is 1000 but the requester can provide another price unit
5c	Procurement code 	Only when the product is purchased in another plant
5d	Production version 	Only for internal production (Z140 & Z150) Can be found in the view MRP4

Once the form is completed you send it to SYRA