

# I create or update a statistical key figures

Process: [Costing Model Architecture](#)

Responsibility area: [Master data management](#)

## Scope

WW

## Frequency

On Demand

## References

- [OP.055](#)
- [OP.055](#)

## Attachments

xx

xx << I create or update a statistical key figures >> xx

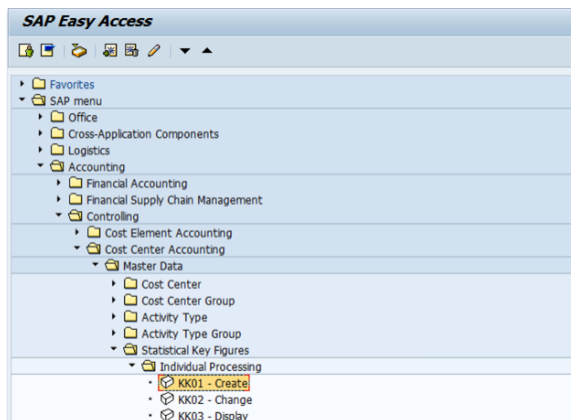
## Guideline

I am informed that a statistical key figure needs to be created

STEP 1

Start the transaction using the menu path or transaction code **KK01**

Double-click 



Create Statistical Key Figure : Initial Screen

**Create Statistical Key Figure: Initial Screen**

Master Data

Stat. key figure

Copy from

Stat. key figure

Controlling Area

**STEP 2**

1. Fill in the code of statistical key figure you want to create

2. Click on **Master Data** or **Enter**

**Create Statistical Key Figure: Initial Screen**

Master Data **2**

Stat. key figure  **1**

Copy from

Stat. key figure

Controlling Area

**STEP 3**

1. Enter a name
  2. Indicate a unit of measure (press Enter to display the name).
  3. Specify if the key figure values
- There are 2 kinds of Statistical Key Figures, with fixed values and with total values, see in the master data in the category field.

For Statistical Key Figures with **Total values**:

- Postings are valid for the month only ; if not posted on a specific month no value is available;
- Postings in the month are adding ; if a file is posted twice on the same month, the quantities in SAP will be double.

For Statistical Key Figures with **Fixed values** :

- Postings are valid for several months ; if not posted on a specific month the value of the previous month is used;
- Subsequent postings are replacing the previous ones (from

**Create Statistical Key Figure: Master Data**

Link to LIS

Stat. key figure

Controlling area  ERP SOLVAY


Basic data

Name  **1**

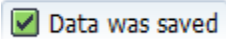
Stat. key fig. UnM.  **2**

Key fig. cat.  Fxd val.  Tot. values **3**

- the month or before)  
 ; if a file is posted  
 twice on the same  
 month, for each  
 receiver only the  
 last input will be  
 taken into account ;
- As a consequence, ***f we need to fully eliminate a value for a receiver coming from a previous posting (value not replaced), it is necessary to post "0" on this receiver.***

To save click on 

A message





is

displayed that the statistical key figure has been created.

## Workflow history

This view shows the 5 most recent entries. The complete workflow log is available from the 'Document Activity' menu item.

Mar 31, 2025	Actor	Type	Activity	Version
Published	 Gomes, Susana	State	changed state to <b>Published</b> at 10:09 am	v19
Draft	 Gomes, Susana	State	gave <i>Approvers</i> approval at 10:09 am	
<b>Feb 03, 2025</b>				
	Alves, Sofia	Edit	updated the page at 5:36 pm	
		State	changed state to <b>Draft</b> at 4:36 pm	v19
<b>Jul 06, 2016</b>				
Published	ROLLIER, Charlotte	State	changed state to <b>Published</b> at 8:38 pm	v18
To be approved	ROLLIER, Charlotte	State	gave <i>Approvers</i> approval at 8:38 pm	
		State	changed expiry date to '11 Jul, 2016 08:38 pm' at 8:38 pm	
		State	changed state to <b>To be approved</b> at 8:38 pm	v18

I notify the requester