

# IT - ISTAT Monthly Declaration

## Tasks to be completed when documenting an operation (from creation to publication)

1. Enter the **Title of the operation / page**

2. Add the following Labels:

- Scope of applicability: ww, country\_accounting
- Country or group of countries (if applicable): belux, china, france, italy, lam, nam,uk\_ie, bulgaria, dach, netherlands, iberia, poland, latvia, australia, india, japan, south\_korea, thailand, singapore
- Unit and Domain according to the [List of labels to be used in the Finance Service Line space](#)
  - E.g. 1: WW Operation in Financial Accounting under domain "Central Finance Processes & Compliance":
    - Labels to be used: **ww, financial\_accounting, central\_fin\_proc\_compliance**
  - E.g. 2: France Operation in Financial Accounting:
    - Labels to be used: **country\_accounting, france, financial\_accounting**  
(for country operations, the Domain is always country\_accounting)

3. Fill in all fields as described above

4. Once the description of the operation is completed, ensure it is approved and published by launching the [SBS-Finance approval workflow](#)

**Domain:** Country Accounting

**Responsibility area:** N/A

## Table of contents

- [Tasks to be completed when documenting an operation \(from creation to publication\)](#)
  - [1. Enter the Title of the operation / page](#)
  - [2. Add the following Labels:](#)
    - [Scope of applicability: ww, country\\_accounting](#)
    - [Country or group of countries \(if applicable\): belux, china, france, italy, lam, nam,uk\\_ie, bulgaria, dach, netherlands, iberia, poland, latvia, australia, india, japan, south\\_korea, thailand, singapore](#)
    - [Unit and Domain according to the List of labels to be used in the Finance Service Line space](#)
  - [3. Fill in all fields as described above](#)
  - [4. Once the description of the operation is completed, ensure it is approved and published by launching the SBS-Finance approval workflow](#)
- [Table of contents](#)
  - [1. Objective and Scope](#)
    - [1.1 Objective of this Operation](#)
    - [1.2. Scope](#)
  - [2. Definitions](#)
  - [3. Tasks description](#)
  - [3.1. I extract the SAP information for 8090](#)
    - [3.1.2. I prepare the KE30 report](#)
    - [3.1.3. I prepare the EXCEL template](#)
  - [3.2. I report the figures in ISTAT Website](#)
  - [3.3. I submit the PPI\\_D - Rilevazione dei prezzi alla produzione dei prodotti industriali](#)
    - [3.3.1. I retrieve information from KE30](#)
    - [3.3.2. I report the figures in ISTAT Website](#)
  - [4. I extract the SAP information for 5835](#)
  - [5. Points of Contact](#)

## Scope

---

? Unknown Attachment

## ERP

---



## Frequency

---

? Unknown Attachment

## References

---

KE30; KSB1; FD03; [FBL3N](#);  
S\_ALR\_87012180

## Forms

---

[8090 – ISTAT Monthly Declaration](#)

[5835 - ISTAT TEMPLATE](#)

## Attachments

---

[G-Drive for materials](#)

[Banks and other accesses](#)

[ISTAT portal](#)

*Previous OP << IT - ISTAT Monthly  
Declaration >> Next OP*

# 1. Objective and Scope

## 1.1 Objective of this Operation

The purpose of this document is to explain how to prepare one of the monthly ISTAT declarations.

The Italian National Institute for Statistics (ISTAT) is the main supplier of official statistical information in Italy. It collects and produces information on Italian economy and society and made it available for study and decision-making purpose.

ISTAT currently produces the monthly survey of sales and industrial orders involving about 8,000 companies active in the sectors of mining and manufacturing. Solvay Solutions Italia SpA is one of the firms from which is requested a monthly update regarding the revenue of the company.

The monthly survey "**Indagine fatturato e ordinativi**" refers to internal/external revenue, where "internal" means in Italy and "external" out of Italy, to be divided in UE and extra UE.

## 1.2. Scope

This procedure applies to WP1 company 8090 and PF1 company 5835.

## 2. Definitions

See Finance Glossary:

- ISTAT
- RCS

## 3. Tasks description

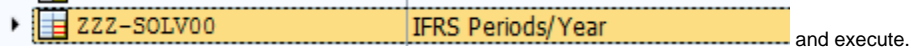
The procedure should be done by Operations Team every month until D10.

### 3.1. I extract the SAP information for 8090

#### 3.1.1. I run the SAP transaction KE30

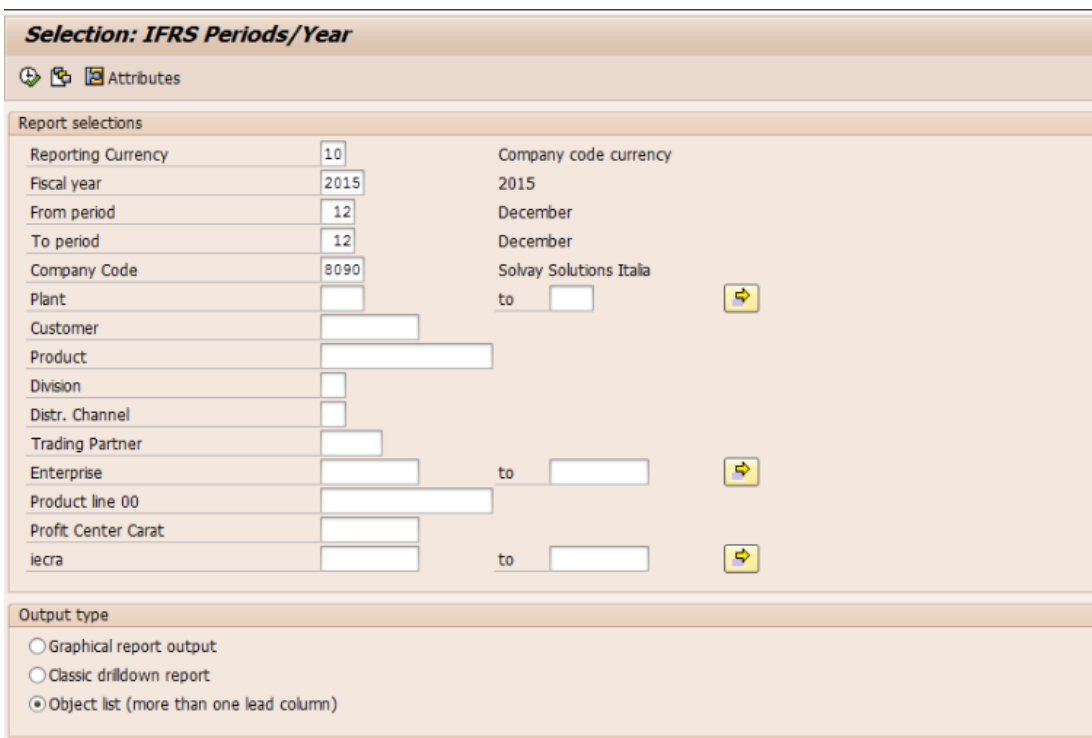
In order to extract the past month revenue figures information we go to transaction KE30 and choose "Operating Concern: Z006".

1) Choose report **ZZZ-SOLV00**



2) Fill:

- Update the year and period
- Make sure the option "Object List (more than one lead column)" is active



The screenshot shows the SAP KE30 report selection screen. The title is 'Selection: IFRS Periods/Year'. Below the title are icons for 'Attributes'. The 'Report selections' section contains the following fields:

Reporting Currency	10	Company code currency	
Fiscal year	2015		2015
From period	12		December
To period	12		December
Company Code	8090		Solvay Solutions Italia
Plant		to	
Customer			
Product			
Division			
Distr. Channel			
Trading Partner			
Enterprise		to	
Product line 00			
Profit Center Carat			
ieera		to	

The 'Output type' section has three radio buttons:

- Graphical report output
- Classic drilldown report
- Object list (more than one lead column)

and execute.

#### 3.1.2. I prepare the KE30 report

Once the result is displayed change the layout to **/ISTAT 8090** as it is selecting only the columns that are necessary for this analysis plus some information about the shipping country and text to highlight the unassigned items.

Column Name	
Customer	
B00 Net Sales Period	<input checked="" type="checkbox"/>
B20 Add N.Sales Int Period	<input checked="" type="checkbox"/>
B10 Net Sales Corr. Period	<input checked="" type="checkbox"/>
Ship-to country	
Ship-to country(Text)	

This will be the result at this point:

Customer	B00 Net Sales Period	B20 Add N.Sales Int Pe...	B10 Net Sales Corr. Per...	Ship-to country	Ship-to country
2040751	0,00	0,00	0,00	TR	TURKEY
	0,00	0,00	0,00	TR	TURKEY
2041448	0,00	0,00	0,00	IT	ITALY
	0,00	0,00	0,00	IT	ITALY
	0,00	0,00	0,00	IT	ITALY
2042545	0,00	0,00	0,00	DE	GERMANY
	0,00	0,00	0,00	DE	GERMANY
	0,00	0,00	0,00	DE	GERMANY
	0,00	0,00	0,00	DE	GERMANY
	0,00	0,00	0,00	DE	GERMANY
	0,00	0,00	0,00	DE	GERMANY
	0,00	0,00	0,00	DE	GERMANY
	0,00	0,00	0,00	DE	GERMANY
	0,00	0,00	0,00	DE	GERMANY
	28.260,00	0,00	0,00	DE	GERMANY
	33.880,00	0,00	0,00	DE	GERMANY
2042553	0,00	0,00	0,00	TR	TURKEY
	0,00	0,00	0,00	TR	TURKEY
2043755	0,00	0,00	0,00	TR	TURKEY
	0,00	0,00	0,00	TR	TURKEY
	<b>9.133.127,67</b>	<b>1.404.608,60</b>	<b>8.004,44</b>		

At the End Export to Excel and save it.

List Save Local File Spreadsheet

### 3.1.3. I prepare the EXCEL template

The Template has 5 sheets:

- 2 with the full database of customers and related countries and region:
  - **Anagrafia** = List of customers with their country (simple extraction of report S\_ALR\_87012180), update, whenever, a new partner appear.
  - **TabellaPaesi** = Area where the countries are (Italy, UE or extra UE)
- 3 to prepare the information to declare:
  - **KE30 Report** = SAP Data
  - **KE30 Final** = KE30 Total amounts by Region
  - **Out KE30 Accs + Amount to Declare** = Amounts to consider that are not in KE30
- **Sheet KE30 report**

1) Open the file with the extraction from KE30 and perform a subtotal by customer summing the columns B00 Net Sales Period, B20 Add N.Sales Int Period, B10 Net Sales Corr. Period.  
The result has to be similar to:

Customer	B00 Net Sales Period	B20 Add N.Sales Int Period	B10 Net Sales Corr. Period
2038889	26.788,08	-	-
2038937	78.243,00	-	-
2040310	-	-	-
2040311	-	-	-
2040430	-	-	-
2040472	30.327,66	-	-
2040513	-	-	-
2040538	-	-	-
2040748	-	-	-
2040751	-	-	-
2041448	-	-	-
2042545	62.140,00	-	-
2042553	-	-	-
2043755	-	-	-
	9.133.127,67	1.404.608,60	- 8.004,44

2) Open the support excel file and copy the information to sheet – **KE30 Report** (columns A to D).

A	B	C	D	E
Customer	B00 Net Sales Period 1 EUR	B20 Add N.Sales Int Period 1 EUR	B10 Net Sales Corr. Period 1 EUR	Total Invoiced /FATTURATO
1026	7.552,00	-	-	7.552,00
1063	23.632,49	-	-	23.632,49
1064	-	-	-	-

Note that column "Total Invoiced /FATTURATO" is just the sum the 3 previous columns.

• **Sheet KE30 Final**

This sheet is a copy of the previous data, the **Customer Code** and the **Total Invoiced/FATTURATO**.

Then we will need to add the **Country** of the customer and determine the **Country code** (if it's Italian, European or out of Europe).

Customer	Total Invoiced /FATTURATO	Country	Site Country
1026	7.552,00	GR	EU
1063	23.632,49	CL	EXTRA UE
1064	-	CO	EXTRA UE
1074	-	MX	EXTRA UE
1084	-	TR	EXTRA UE
1107	54.813,85	US	EXTRA UE
1217	32.489,46	JP	EXTRA UE

3<sup>rd</sup> column formula "=VLOOKUP(A313;anagrafia!A:4;FALSE)" is retrieving the country from sheet "anagrafia" where you have the full list of customers, update, if necessary.

4<sup>th</sup> column formula "=VLOOKUP(C313;tabella paesi!A:C;3;FALSE)" is retrieving the necessary country code from sheet "tabella paesi".

Steps to ensure:

1) Check that the total amount of the extraction is according KE30;

2) When the KE30 report is extracted and there is a line with **Not Assigned** we need to search for the corresponding Customer/s.

In SAP we should go to the normal view of the KE30 report selecting "Classic drilldown report", select the Not assigned costumers and then select GoTo – Line items:

- Search for the sender cost center and go to KSB1 to see the details.
- Then select the customer number in column: **Offsetting Acct**

2040538 SOLVAY SOLUTIONS NED	0,00	
2040748 FEDERTRASPORTI SPA	0,00	display line items check the sender cost center:
2040751 KEMITEKS KIMYA SAN.	0,00	8090-7130
2041448 SINTOCHEM SRL	0,00	
2042545 BP EUROPA SE	62.140,00	
2042553 URAS TEKSTIL KIMYA T	0,00	
2043755 PETLAS LASTIK SAN. T	0,00	
Not assigned	-8004,44	
	<b>10.529.731,83</b>	

Σ	Val.in rep.cur.	Offsetting acct
▪	<b>8.004,44-</b>	
▪	<b>2.050,00</b>	<b>53416</b>
▪	<b>3.147,03</b>	<b>55496</b>
▪	<b>2.807,41</b>	<b>59485</b>
▪▪	<b>0,00</b>	

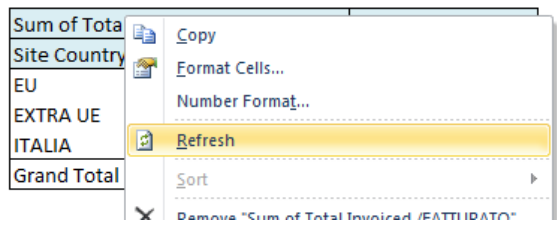
- Add this Information in the file by Customer Number

1063 RHODIA CHILE LTDA.		23.632,49
1026 AZELIS GREECE S.A. C		7.552,00
53416	-	2.050,00
55496	-	3.147,03
59485	-	2.807,41

- 1) Confirm that there are no errors in the formulas.

If you have missing information for the customers you will have to extract from see in FD03 – customer master data the country of the customer and update sheet "anagrafia".

- 2) The final result should be sum of **Country Code** and for that you just need to refresh the pivot table.



Sum of Total Invoiced /FATTURATO	Total
Site Country	
EU	5.900.446,12
EXTRA UE	1.746.058,51
ITALIA	2.883.227,20
Grand Total	10.529.731,83

CHECK 0,00

- **Sheet Out KE30 Accs + Amount to Declare**

We have also to consider the **Revenue that is not included in KE30.**

We have to do an extraction on the general account **98100400** and **98100450** for the month treated.

- Enter in **FBL3N** transaction and select the period of the previous month and he accounts **98100400** and **98100450**
- Insert column: **"Trading Partner"** in the Variant
- Subtotal by Trading partner
- Copy this information to the Excel Sheet

Assignment	Account	Document Number	Document Type	Document Date	Posting Date	Entry Date	Posting Key	Amount in local currency	Local Currency	Tax code	Year/month	Trading Partner	WBS element	Plant	Offsetting ac
20151221	98100400	93918675	RV	21-12-2015	21-12-2015	21-12-2015	40	1.204,23	EUR	9F	2015/12	5894	IT.205894.SBSFEE51	6269	2025626
20151221	98100400	93918677	RV	21-12-2015	21-12-2015	21-12-2015	50	-20.167,40	EUR	9F	2015/12	279	IT.200279.CBSINTRA3	6269	2036287
20151221	98100400	93918677	RV	21-12-2015	21-12-2015	21-12-2015	50	-6.141,05	EUR	9F	2015/12	279	IT.200279.CBSINTRA1	6269	2036287
20151221	98100400	93918677	RV	21-12-2015	21-12-2015	21-12-2015	50	-3.458,07	EUR	9F	2015/12	279	IT.200279.CBSINTRA4	6269	2036287
20151229	98100400	93918711	RV	29-12-2015	29-12-2015	29-12-2015	50	-18.228,00	EUR	9F	2015/12	FERALCO	SI.14FERA	0087	66993
	98100400							-46.796,29	EUR						
20151221	98100450	93918672	RV	21-12-2015	21-12-2015	21-12-2015	40	12.332,11	EUR	8D	2015/12	1	IT.200001.CBSINTRA3	6269	51913
20151221	98100450	93918673	RV	21-12-2015	21-12-2015	21-12-2015	50	-10.912,02	EUR	8D	2015/12	1	IT.200001.CBSINTRA1	6269	51913
20151221	98100450	93918674	RV	21-12-2015	21-12-2015	21-12-2015	50	-38.959,43	EUR	8D	2015/12	4274	IT.204274.CBSINTRA1	6269	50210
20151223	98100450	93918694	RV	23-12-2015	23-12-2015	23-12-2015	50	-1.404,00	EUR	8D	2015/12	4274	IT.GOSIND.104-C	6269	50210
20151230	98100450	93918721	RV	30-12-2015	30-12-2015	30-12-2015	50	-75.616,98	EUR	8D	2015/12	4274	IT.104274.CBNR	6269	50210
20151230	98100450	93918721	RV	30-12-2015	30-12-2015	30-12-2015	50	-3.780,85	EUR	8D	2015/12	4274	IT.104274.CBNR	6269	50210
20151230	98100450	93918721	RV	30-12-2015	30-12-2015	30-12-2015	50	-15.128,55	EUR	8D	2015/12	4274	IT.104274.CBNR2	6269	50210
20151230	98100450	93918721	RV	30-12-2015	30-12-2015	30-12-2015	50	-756,43	EUR	8D	2015/12	4274	IT.104274.CBNR2	6269	50210
20151230	98100450	93918721	RV	30-12-2015	30-12-2015	30-12-2015	50	-60.011,76	EUR	8D	2015/12	4274	IT.104274.CBNR4	6269	50210
20151230	98100450	93918721	RV	30-12-2015	30-12-2015	30-12-2015	50	-3.000,59	EUR	8D	2015/12	4274	IT.104274.CBNR4	6269	50210
20151230	98100450	93918722	RV	30-12-2015	30-12-2015	30-12-2015	50	-10.202,62	EUR	8D	2015/12	4274	IT.104274.CBNR5	6269	50210
20151230	98100450	93918723	RV	30-12-2015	30-12-2015	30-12-2015	50	-12.599,51	EUR	8E	2015/12	75233	IT.175233.CBNR	6269	53484
20151230	98100450	93918723	RV	30-12-2015	30-12-2015	30-12-2015	50	-629,98	EUR	8E	2015/12	75233	IT.175233.CBNR	6269	53484
	98100450							-220.670,61	EUR						
								-267.460,90	EUR						



**Note**

Important to retrieve the trading partner and as a reference service invoice is always charged to companies 0001 – 0279 – 4274 – 75233 – 0270.

Afterwards we need to work the data:

- The geographical area:
  - FERALCO + 0279 + 0270 = Italy (Internal)
  - 4274 + 0001 = EU (External)
  - 75233 = Out of EU (External)

Sum these amounts in column "Out of KE30".

Type	From KE30	Out of KE30	TOTAL
EU	5.900.446,12	207.441,12	6.107.887,24
EXTRA UE	1.746.058,51	13.229,49	1.759.288,00
ITALIA	2.883.227,20	46.790,29	2.930.017,49
<b>TOTAL</b>	<b>10.529.731,83</b>	<b>267.460,90</b>	<b>10.797.192,73</b>

- Last table will compile all the information by internal, external and Europe you just need to confirm that in amount to be declared in ISTAT is congruent with the amounts calculated previously.

The amount in Orange should be the total amount / 1000

<b>To be declared in Link:</b>	
<a href="https://imprese.istat.it/gxe/index.php?gxe=FATT&amp;de=6iilriaUjxiLiCn/WfAyZA==">https://imprese.istat.it/gxe/index.php?gxe=FATT&amp;de=6iilriaUjxiLiCn/WfAyZA==</a>	
<b>X Istat:</b>	
internal	2.930
External	7.867
Europe	6.108
	10.797

### 3.2. I report the figures in ISTAT Website

Insert the Figures in the Following Link:

- ISTAT portal

Insert:

- "Codice Utente"

- Password

login

Username:

Password:

**ENTRA**

Hai dimenticato la password?



**Note**

Password and "Codice Utente" available in Google doc "[BANKS AND OTHER ACCESSES](#)"

Go to "**Rilevazioni**"

Per iniziare | Il mio profilo | Anagrafica impresa | Gestione delegati | **Rilevazioni** | Dati statistici |

After choose option "FATT" of the year.

	FATT - Rilevazione mensile sul fatturato e ordinativi dell'industria (IST-01370)	Mensile	2015	
	FATT - Rilevazione mensile sul fatturato e ordinativi dell'industria (IST-01370)	Mensile	2016	
	FATT - Rilevazione mensile sul fatturato e ordinativi dell'industria (IST-01370)	Mensile	2017	

	FATT - Rilevazione mensile sul fatturato e ordinativi dell'industria (IST-01370)	Mensile	2015
--	--	---------	------

Click again on the model you need to fulfill:

Rilevazione mensile sul fatturato e ordinativi dell'industria - Settembre	Mensile	09	01-10-2015	15-10-2015
---	---------	----	------------	------------

At the end you have to fulfill the figures (**remember that they are expressed in k€!**) using data retrieved during the previous steps:

X Istat:	
internal	2.930
External	7.867
Europe	6.108
	10.797



**Note**

The field related to "Orders" ("**ordinativi/ordini**" in Italian) is not mandatory so don't fill it.

Nel caso in cui l'impresa abbia subito un evento societario (es. acquisizione, fusione, etc.) non ancora comunicato all'Istat, è necessario effettuare la segnalazione relativa all'evento nella sezione **ANAGRAFICA** del sito, indicandone tipologia e data

**Fatturato e ordinativi**

Indicare il fatturato e gli ordinativi

	Fatturato (dati in migliaia di euro) ⓘ			Ordini (dati in migliaia di euro) ⓘ	
	Interno ⓘ	Estero ⓘ	Estero di cui Zona euro ⓘ	Interni ⓘ	Esteri ⓘ
Settembre 2015	4271,000	9923,000	8507,000	0,000	0,000
Agosto 2015	1452,000	4590,000	3753,000	0,000	0,000
Luglio 2015	3699,000	9294,000	7469,000	0,000	0,000
Giugno 2015	3767,000	10008,000	7693,000	0,000	0,000
Maggio 2015	3819,000	8108,000	6552,000	0,000	0,000
Aprile 2015	3413,000	9310,000	6793,000	-	-
Marzo 2015	4219,000	10794,000	8561,000	0,000	0,000
Febbraio 2015	3454,000	9586,000	7644,000	0,000	0,000
Gennaio 2015	3610,000	9383,000	7835,000	0,000	0,000
Dicembre 2014	2300,000	7678,000	4624,000	-	-
Novembre 2014	3705,000	8789,000	5389,000	-	-
Ottobre 2014	3746,000	9103,000	5563,000	-	-

Stampa

Salva

Invia

TORNA SU

- After you select on "Invia" the model is submitted so you should save the model (pdf version) and the related transmission receipt (pdf version).
- Send the PDF files retrieved from the web and Excel Template to the CAM of the company.

### 3.3. I submit the PPI\_D - Rilevazione dei prezzi alla produzione dei prodotti industriali

#### 3.3.1. I retrieve information from KE30

On a Monthly basis we need to declare to ISTAT the Average price for 3 products (selected randomly).

Go To **KE30**, and select **ZZZ-SOLV00** report.

Insert the period and the company code 8090

Perform the dynamic selection:

- **Ship-to-party:** Only IT
- **Commercial Product:** 90004493, 90004501 & 90004507

IFRS Periods/Year			
222-SOLV00		Company 8090 SOLVAY SOLUTIONS ITA	
IFRS Periods/Year		07.08.2018	
From period	7	1	
To period	7	Fiscal year	2018
*		Not assigned	
Company Code 8090 SOLVAY SOLUTIONS ITA			
Navigation			
Customer	Ship-to country	IT	ITALY
Product	Commercial Product	000000000090004501	SOPROPHOR BSU
Division			
Distr. Channel			
Next characteristic value			
P&L Lines	Period	Year	
Qty invoice	17.600,000	74.400,000	
Qty unit base	17.600,000	74.400,000	
B00 Net Sales	36.960,00	161.200,00	
B20 Add N.Sales Int			
B10 Net Sales Corr.			
C00 Rebates			
C05 Cash dis cust SD			
C06 Cash dis cust FI			
C42 Sale Roylty revn			
Market Product Sales	36.960,00	161.200,00	
Average price for MP	2,100	2,167	

Here you should *take the Quantity Invoiced and the Average Price*.



**Note**

The materials that we should select are in G-drive file, link:

[G-Drive for materials](#)

[https://docs.google.com/spreadsheets/d/1s02g5zJhqCd\\_v8G2MMgx9NMVgPE3eilp5fi0St\\_lpWo/edit?ts=5b46ff31#gid=1674110441](https://docs.google.com/spreadsheets/d/1s02g5zJhqCd_v8G2MMgx9NMVgPE3eilp5fi0St_lpWo/edit?ts=5b46ff31#gid=1674110441)

You need to fill in the google drive and ISTAT portal with the information retrieved from KE30.

**Indagine Istat - Vendite nazionali - selezione prodotti organici non ionici SOLO PAESE ITALIA /source KE30 mese - pa**

Nome prodotto SAP	Soprophor 796/P		Soprophor BSU		Alkamuls SC/242	
codice prodotto SAP	90004493		90004501		90004507	
	Q KG	Prezzo €/kg	Q KG	Prezzo €/kg	Q KG	Prezzo €/kg
31/01/2018	2400	2,75	800	2,530	3000	2,220
28/02/2018	4800	2,75	0	0	27800	1,962
31/03/2018	800	3,65	19200	2,102	6000	1,9
30/04/2018	0	0	17600	2,12	24250	1,923
31/05/2018	0	0	0	0	36000	1,9
30/06/2018	0	0	18400	2,152	0	0
31/07/2018	0	0	17600	2,100	18000	2,010
cod.doganale	34021300		34021300		34021300	

### 3.3.2. I report the figures in ISTAT Website

1) Follow step 4 until "Rilevazioni".

2) Select **PPI\_D on the correspondent year:**

PPI_D - Rilevazione dei prezzi alla produzione dei prodotti industriali - Mercato interno (IST-02650)		Mensile	2018			
Rilevazione dei prezzi alla produzione dei prodotti industriali - Mercato interno - Gennaio *	Mensile	01	01-02-2018	--		inviato
Rilevazione dei prezzi alla produzione dei prodotti industriali - Mercato interno - Febbraio *	Mensile	02	01-03-2018	--		inviato
Rilevazione dei prezzi alla produzione dei prodotti industriali - Mercato interno - Marzo *	Mensile	03	01-04-2018	--		inviato
Rilevazione dei prezzi alla produzione dei prodotti industriali - Mercato interno - Aprile *	Mensile	04	01-05-2018	--		inviato
Rilevazione dei prezzi alla produzione dei prodotti industriali - Mercato interno - Maggio *	Mensile	05	01-06-2018	--		inviato
Rilevazione dei prezzi alla produzione dei prodotti industriali - Mercato interno - Giugno *	Mensile	06	01-07-2018	--		inviato
Rilevazione dei prezzi alla produzione dei prodotti industriali - Mercato interno - Luglio *	Mensile	07	01-08-2018	--		inviato

3) Select the month you want to report, execute and select "**Entra**"

The screenshot shows the ISTAT website interface. At the top left is the Istat logo. The main header reads "Istituto Nazionale di Statistica Servizio statistiche sulla produzione e gli scambi con l'estero". Below this is the title "Rilevazione sui prezzi alla produzione". The main content area displays "IST 00102 - Rilevazione Mensile dei Prezzi alla Produzione dei Prodotti industriali venduti sul Mercato Interno - Mod.Istat P311". There are four links: "Manuale di rilevazione", "Guida rapida alla compilazione", "Guida internet", and "Faq". At the bottom right, there is a button labeled "Entra".

4) Enter and choose: "Procedi alla Rilevazione"

The screenshot shows a confirmation dialog box with the text: "In caso di modifica SALVA i dati dei contatti altrimenti PROCEDI ALLA RILEVAZIONE". The word "SALVA" is in blue, and "PROCEDI ALLA RILEVAZIONE" is in purple.

The following window will appear:

**Istat** Istituto Nazionale di Statistica  
 Servizio statistiche sulla produzione e gli scambi con l'estero  
 EST 00102 - Rilevazione Mensile dei Prezzi alla Produzione dei Prodotti industriali venduti sul Mercato Interno - Mod.Istat P311

Home Page - Prodotti e tipologie per i quali si trasmettono i prezzi alla produzione

Cod. Prodotto	Descrizione prodotto				
20412050	Agenti organici di superficie, non ossici (escluso sapone)				
133542	0009	90004493 - Soproghor 796 P	Inserimento Dati LUG	Modifica tipologia	Ripristina
133543	0011	90004501 - Soproghor BSU	Inserimento Dati LUG	Modifica tipologia	Ripristina
133544	0010	90004507 - Alkanols 9C242	Inserimento Dati LUG	Modifica tipologia	Ripristina

Scarico dati inseriti nella sessione di lavoro  
 Archivio dati storici  
 Uscita

Copyright © 2007 - ISTAT, Via C. Balbo 16, 00186 ROMA

5) Select Inserimento Dati

6) Insert the average price on the following field:

LUG	
Vendita non avvenuta	Prezzo Euro
<input type="checkbox"/>	0.0

7) Save and Exit

Inform CAM and Accounting platform of the amounts reported.

## 4. I extract the SAP information for 5835

1. Open report GR55 Z4C1 for the previous period and expand ZFC-R10000-NPCA.

Lead column	Cum 6/2019	January	February	March	April	May	June
6531100000 Customer disc-commer	-629.747	-120.145	-87.804	-102.465	-83.743	-116.273	-119.
7000000000 Sales o/invent FG	439.959.545	79.094.778	71.744.656	76.219.075	67.863.924	73.837.259	71.199.
7000000001 Vol disc o/sale FG	-280.331	164.223	-71.395	227.723	-140.893	-205.279	-254.
7000000002 Rebates o/sale FG	-63.066	-7.758	-18.800	-16.925	-2.940	-6.320	-10.
7000000190 Sale/inv FG,adj	-298.500						-298.
7000010200 Sale FG manuf-for							
7000030000 Dir sale FG-cross cy	2.295.432	447.579	450.848	320.682	265.001	258.442	552.
* ZFC-R10000-NPCA Net sales-NPCA	440.983.332	79.578.677	72.017.505	76.648.090	67.901.350	73.767.828	71.069.
* ZFC-R10000-PCA Net sales-PCA	690.892			690.892			
* ZFC-R10000 Net sales	441.674.224	79.578.677	72.017.505	77.338.982	67.901.350	73.767.828	71.069.

2. At the same time, open transaction FBL3N inserting variant **ISTAT**:

Confirm that all the accounts presented in GR55 Z4C1 under ZFC-R10000-NPCA plus the account 7040000000 are selected:

**G/L Account Line Item Display**

Data Sources

**G/L account selection**

G/L account	6531100000
Company code	5835

**Selection using search help**

Search help ID:

Search string:

**Line item selection**

**Status**

Open items

Open at key date:

Cleared items

Clearing date:

Open at key date:

All items

Posting date:  to

**Multiple Selection for G/L account**

Select Single Values (8)

O.	Single value
<input type="checkbox"/>	6531100000 <input type="button" value="Copy"/>
<input type="checkbox"/>	7000000000
<input type="checkbox"/>	7000000001
<input type="checkbox"/>	7000000002
<input type="checkbox"/>	7000000190
<input type="checkbox"/>	7000010200
<input type="checkbox"/>	7000030000
<input type="checkbox"/>	7040000000

Confirm that you select all items from previous period and run the transaction.

3. Open transaction KE30, report ZZZ-SOLV00 and select only previous period.

Confirm the total value to report in ISTAT by checking the total amount retrieved in FBL3N has to be the same as in KE30 Market product sales without VVC42 Sales royalty revenues. In case of delta (as in the example below) investigate the origin and just highlight it in the file.

**FBL3N**

G/L Account \*  
Company Code 5835

Assignment	DocumentNo	BusA	Type	Doc. Date	PK	Amount in local cur.	LCurr	Tx	Clrng doc.	Text	Curr
*						119.316,95	EUR				
*						71.199.852,04-	EUR				
*						254.710,49	EUR				
*						10.323,12	EUR				
*						298.500,00	EUR				
*						552.880,09-	EUR				
*						4.550,16-	EUR				
*						0,00	EUR				
**						71.074.431,73-	EUR				

**KE30 SOLV00**

IFRS Periods/Year  
ZZZ-SOLV00 Company 5835 04.07.2019  
IFRS Periods/Year  
From Period 6  
To Period 6 Fiscal Year 2019

Company Code Multiple values  
Navigation  
Activity(mkt) Company Code 5835 SOLVAY SPOL IT  
Period  
Customer  
Product

PaL Lines		Period	Year
VVQRU Qty report. Unit	N8110	7.228.317,297	69953.466,513
VVGR0 External Sale	R10000	43.272.104,58	255673.283,99
VVPPF freight pre paid	R10000	0,00	0,00
VVCAL Competit. allow.	R10000	0,00	0,00
VVFAL Freight allow.	R10000	0,00	0,00
VVINT Internal Sale	R10000	28.185.552,71	188226.872,26
VVB10 Sales Correction	R10000	0,00	0,00
VVRAL Resale allowance	R10000	0,00	0,00
VVBONU Annual rebates	R10000	228.910,49-	254.531,36-
VVREI Ret reimb sales	R10000	0,00	0,00
VVREI Retention sales	R10000	0,00	0,00
VVTX1 Sales tax includ	R10000	0,00	0,00
FRABA Price reduction	R10000	9.198,12-	5.056,11-
VVFD5 Finance discount	R10000	119.316,95-	629.746,67-
VVC42 Sale Royalty revn	R0600	500.027,87	3.347.850,89
Market Product Sales		71.600.259,60	446358.673,00
Average price for MP		9,91	6,38
VVW41 Sale Royalty paid	R19600	77.854,43	430.625,44

FBL3N -71 074 431,73

KE30 71 600 259,60

KE30 -500 027,87

71 100 231,73

25 800,00 Origin doc 6511128273

4. If the values are the same go back and extract the details from FBL3N to sheet "FBL3N Extraction" of the template from column B to Column M.

A	B	C	D	E	F	G	H	I	J	K	L	M
	Assignment	Document Number	Business Area	Document Type	Document Date	Posting Key	Amount in local currency	Local Currency	Tax code	Clearing Document	Text	Document currency
	0051336860	6666003094	3490	66	43619/40		112,82	EUR				EUR
	0051336860	6666003094	3490	66	43619/40		112,81	EUR				EUR

5. Go to sheet resume you will see that the table is dynamic and the formulas fixed and need to be reviewed:

5.1. Refresh the pivot table;

Sum of Amount in local currency	Document currency				Grand Total
Tax code	EUR	GBP	JPY	USD	
2A	15.732.707	234.478		1.662.426	- 17.629.612
2B	556.623			596.931	- 1.153.711
5G	8.560				- 8.560
5J				33.138	- 33.138
5T	2.434.364				- 2.434.364
9F	455.075				- 455.075
K1	716.797				- 716.797
L1	2.264.211		5.437.812	17.192.836	- 24.894.859
L8					-
N2					-
Q1	6.433.710				- 6.433.710
V1	12.866.066			166.116	- 13.032.182
V3	4.643				- 4.643
W0	4.436				- 4.436
YX	4.843.618				- 4.843.618
5A	40.096				- 40.096
	592.211				- 592.211
L0					-
U4					-
<b>Grand Total</b>	<b>45.750.538</b>	<b>234.478</b>	<b>5.437.969</b>	<b>19.651.447</b>	<b>- 71.074.432</b>

5.2. Review the amounts to report as Nazionali / Intra CEE / Extra CEE. These formulas are fixed and we just need to the number of lines of the pivot table as:

5.2.1 Nazionali is the sum of tax codes O5 / Q1 / O8

Sum of Amount in local currency	Document currency				Grand
Tax code	EUR	GBP	JPY	USD	
2A	15.732.707	234.478		1.662.426	- 17.62
2B	556.623			596.931	- 1.15
5G	8.560				-
5J				33.138	- 3
5T	2.434.364				- 2.43
9F	455.075				- 45
K1	716.797				- 71
L1	2.264.211		5.437.812	17.192.836	- 24.89
L8					-
N2					-
Q1	6.433.710				- 6.43
V1	12.866.066			166.116	- 13.03
V3	4.643				-
W0	4.436				-
YX	4.843.618				- 4.84
5A	40.096				- 4
	592.211				- 59
L0					-
U4					-
<b>Grand Total</b>	<b>45.750.538</b>	<b>234.478</b>	<b>5.437.969</b>	<b>19.651.447</b>	<b>- 71.07</b>
<b>Nazionali</b>	=SUMIF(\$A\$5:\$A\$23;A37;\$F\$5:\$F\$23)+SUMIF(\$A\$5:\$A\$23;A36;\$F\$5:\$F\$23)+SUMIF(\$A\$5:\$A\$23;A35;\$F\$5:\$F\$23)				
Intra CEE	38.760.204			64.641	38.760
Extra CEE	25.880.517				
<b>TOTALE</b>	<b>71.074.432</b>		Control	-	
O5	<b>Nazionali</b>				
Q1	<b>Nazionali</b>				
O8	<b>Nazionali</b>				

5.2.2 Intra CEE is composed by the "Grand total - amount calculated Nazionali - Tax code 2B"

Sum of Amount in local currency	Document currency							
	Tax code	EUR	GBP	JPY	USD			
2A	-	15.732.707	-	234.478	-	1.662.4		
2B	-	556.623	-	-	157	-	596.9	
5G	-	8.560						
5J					-	33.1		
5T	-	2.434.364						
9F	-	455.075						
K1	-	716.797						
L1	-	2.264.211		-	5.437.812	-	17.192.8	
L8		-						
N2		-						
Q1	-	6.433.710						
V1	-	12.866.066				-	166.1	
V3		4.643						
W0		4.436						
YX	-	4.843.618						
5A	-	40.096						
		592.211						
L0		-						
U4		-						
<b>Grand Total</b>	-	<b>45.750.538</b>	-	<b>234.478</b>	-	<b>5.437.969</b>	-	<b>19.651.4</b>
Nazionali	-	6.433.710				6.434		
Intra CEE		=+B24-B28-B6				64.641		38.7
Extra CEE	-	25.880.517						

5.2.3 Extra CEE is composed by the sum of "Grand total GBP + Grand total USD + Grand total JPY + Tax code 2B"

Sum of Amount in local currency	Document currency			
Tax code	EUR	GBP	JPY	USD
2A	- 15.732.707	- 234.478		- 1.
2B	- 556.623			- 157
5G	- 8.560			
5J				-
5T	- 2.434.364			
9F	- 455.075			
K1	- 716.797			
L1	- 2.264.211		- 5.437.812	- 17.
L8	-			
N2	-			
Q1	- 6.433.710			
V1	- 12.866.066			-
V3	4.643			
W0	4.436			
YX	- 4.843.618			
5A	- 40.096			
	592.211			
L0	-			
U4	-			
<b>Grand Total</b>	- 45.750.538	- 234.478	- 5.437.969	- 19.
Nazionali	- 6.433.710		6.434	
Intra CEE	- 38.760.204		64.641	
Extra CEE	=+C24+E24+D24+B6			
<b>TOTALE</b>	- 71.074.432	Control	-	

5.2.4 Cell D34 CONTROL has to be zero when we finish the report (the check is done by controlling the total amount calculated in TOTALE minus the total amount extracted from FBL3N).

6. As soon as you finish all controls send the report prepared to Simona Catalano that will submit the declaration in ISTAT website.

## 5. Points of Contact

- 8090 CAM Matteo Marengo

- 5835 Controller Simona Catalano

End of document.