
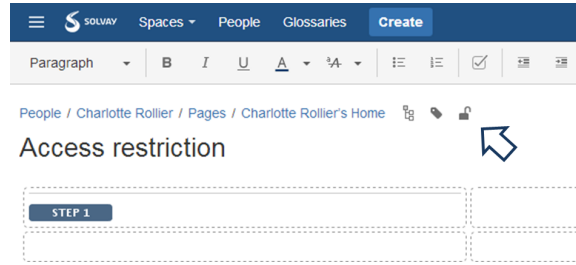


Access restriction

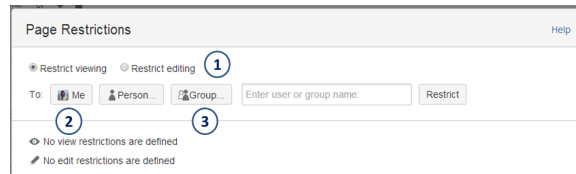
STEP 1

You can manage the page restrictions by clicking on the padlock 



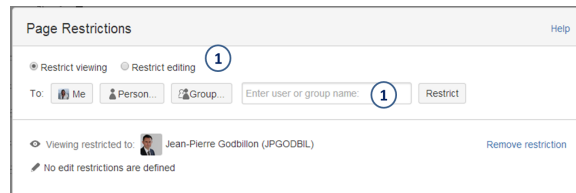
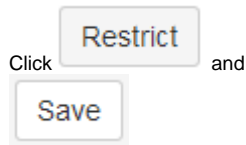
STEP 2

1. You can restrict viewing and/or restrict editing
2. You can select a person
3. or a group



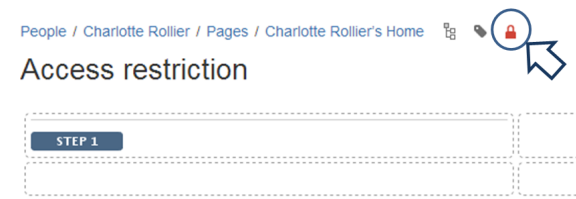
STEP 3

1. Select the type of restriction you want to do
2. Enter the person or the group




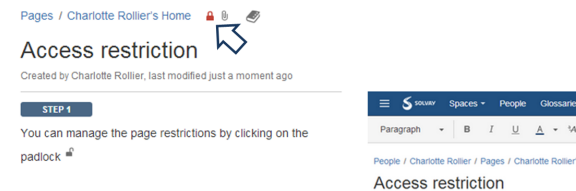
STEP 4

The padlock is now closed and red. It means that there is applied



STEP 5


You can display and manage restriction by clicking on  (no need to edit the page)




Page Restrictions Help

Restrict viewing Restrict editing

To:

Viewing restricted to:  Jean-Pierre Godbillon (JPGODBIL) Remove restriction

 Charlotte Rollier (crollier) Remove restriction

No edit restrictions are defined