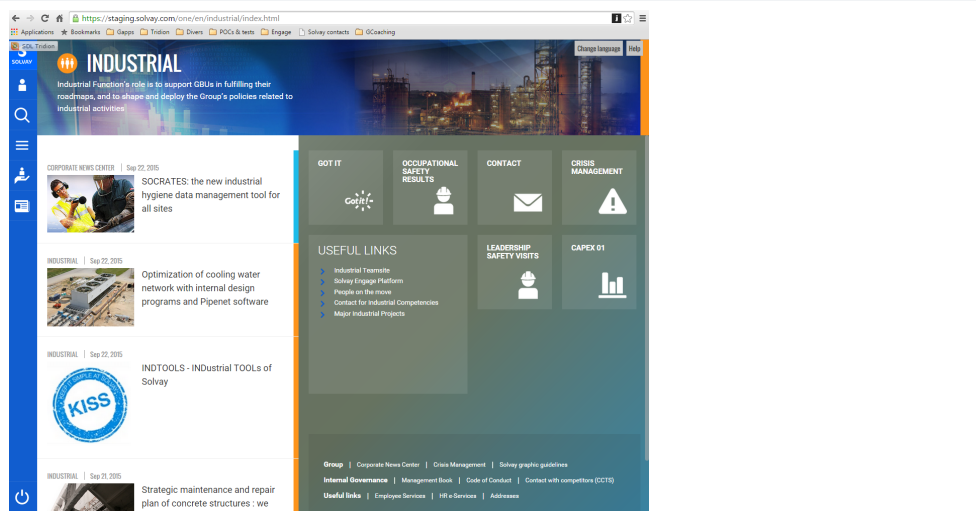

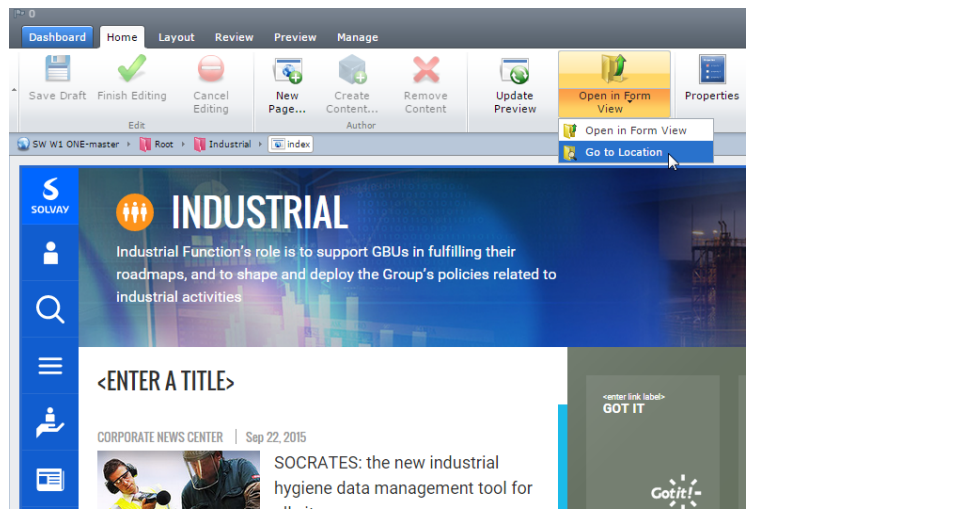


I lost the page I just created, how could I retrieve the Staging link of an Editorial page?

If you created an Editorial page, but are not able to access it from the Staging, you can use the following alternative to retrieve it, then update it as needed to make it appears where it should.

<p>1. Reach your Space home page in Staging</p>	
<p>2. Activate SDL Tridion</p>	
<p>3. Press "Open in form view" (bottom part), then "Go to location"</p>	

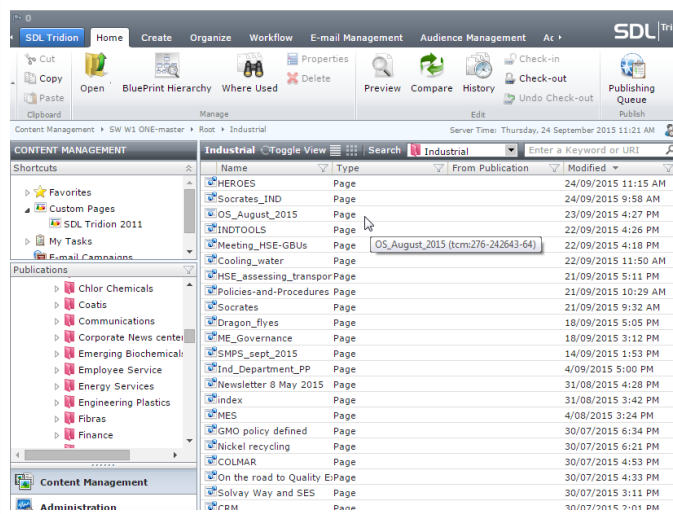
4. Find your page in the displayed list



Easily find your page

Click the "Modified" header to order by modified date, then get the recent pages.

You can also order by "Name", then look for the Editorial page title you entered while creating it.

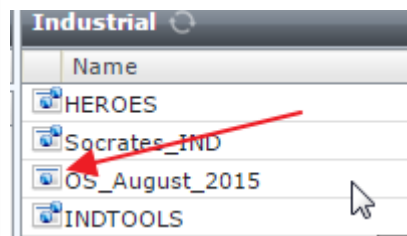


If the little planet doesn't appear on the page icon

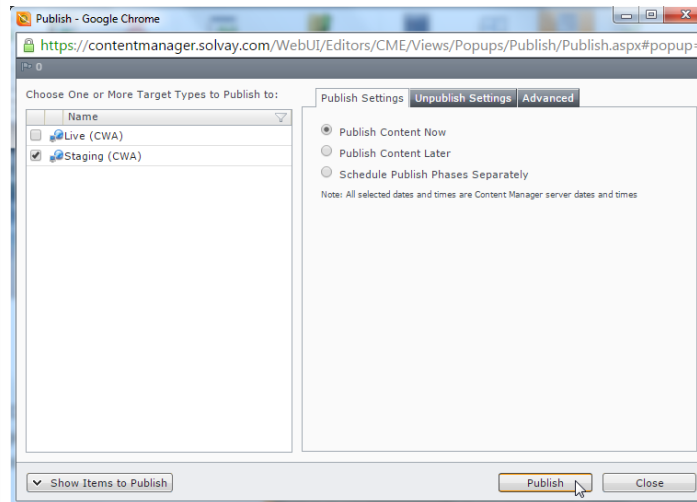
If this icon does not appear (cf screen shot below), you have to publish it in Staging:

- a. Right click the page, then "Publish"
- b. On the publishing window, tick "Staging", ensure "Live" in not ticked, then press "Publish".

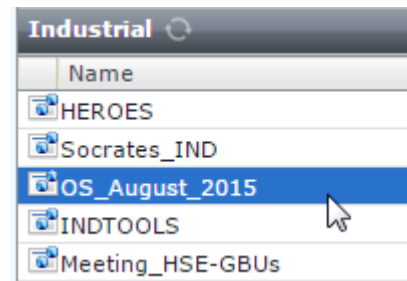
a.



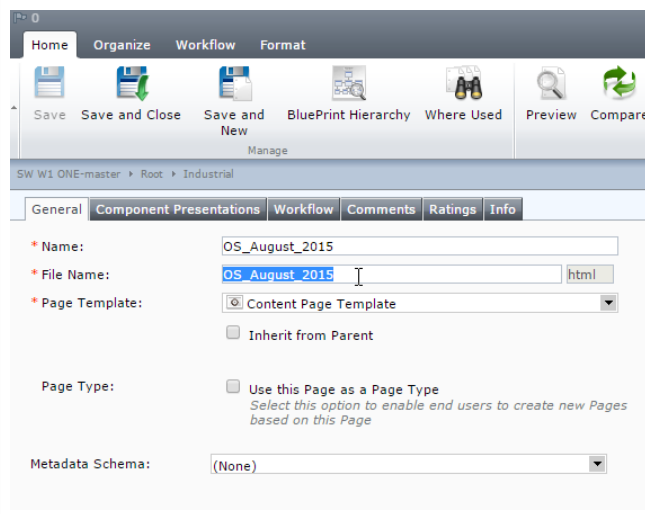
b.



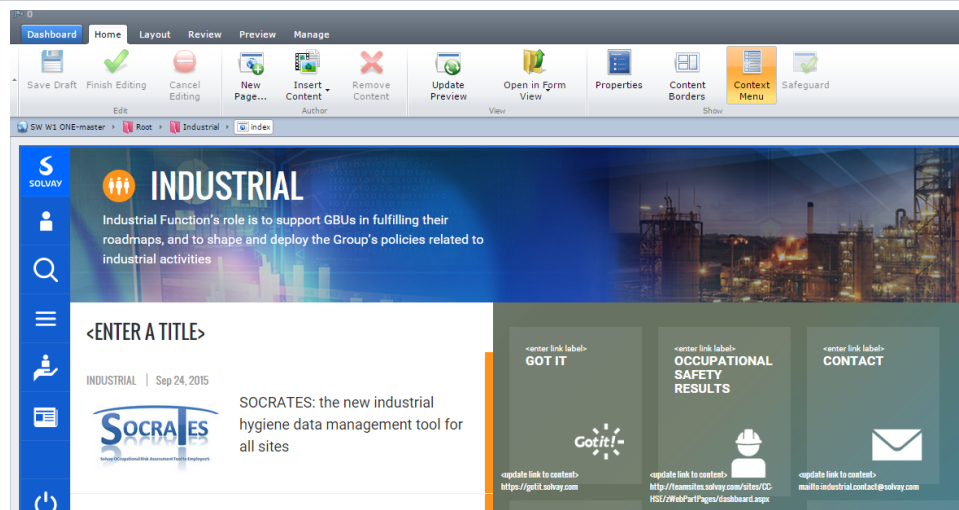
5. Double-click the concerned page to open it



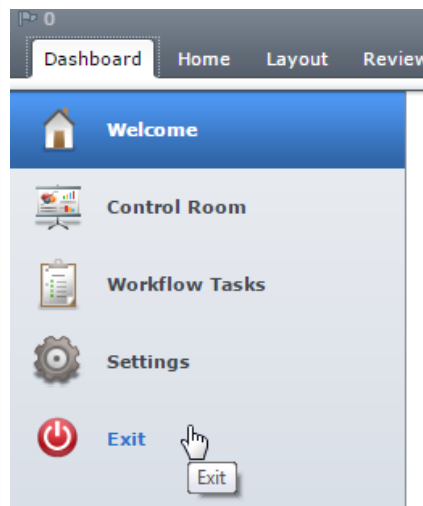
6. Copy the "File name"



7. Close the Tridion Content Manager tab to go back to your Tridion Editor



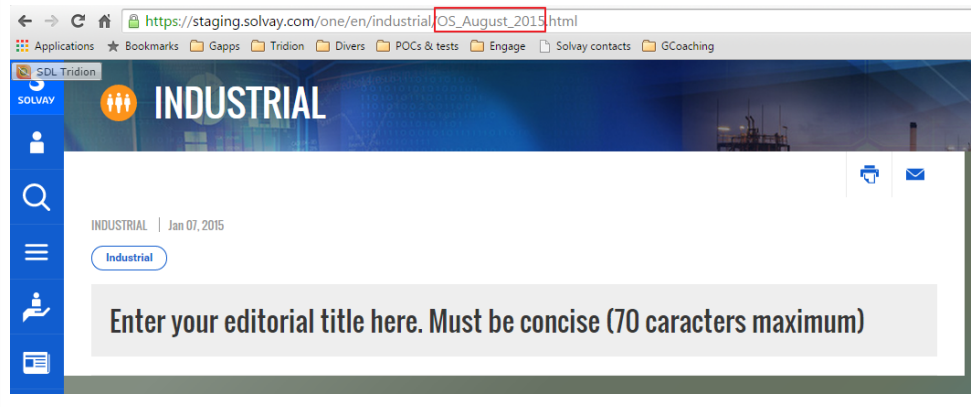
8. Exit Tridion with "Dashboard" then "Exit"



9. In the browser address bar, replace "index" with the page file name previously copied, then press "Enter"

In the given example, the home page address: <https://staging.solvay.com/one/en/industrial/index.html>

was transformed to: https://staging.solvay.com/one/en/industrial/OS_August_2015.html



Why did you loose this page?

Maybe the reason what that it didn't appeared in your space stream? If yes, you should have a look to ["My new Editorial doesn't appear in my space stream, why?"](#)