

I create or update a statistical key figures

Process: [Costing Model Architecture](#)

Responsibility area: [Master data management](#)

Scope

WW

Frequency

On Demand

References

- [OP.055](#)
- [OP.055](#)

Attachments

xx

xx << I create or update a statistical key figures >> xx

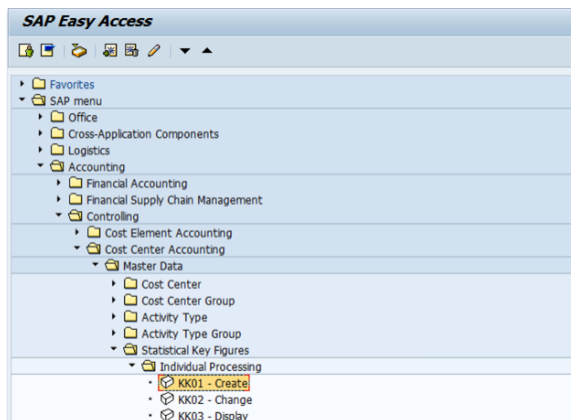
Guideline

I am informed that a statistical key figure needs to be created

STEP 1

Start the transaction using the menu path or transaction code **KK01**

Double-click 



Create Statistical Key Figure : Initial Screen

Create Statistical Key Figure: Initial Screen

Master Data

Stat. key figure

Copy from

Stat. key figure

Controlling Area

STEP 2

1. Fill in the code of statistical key figure you want to create

2. Click on **Master Data** or **Enter**

Create Statistical Key Figure: Initial Screen

Master Data **2**

Stat. key figure **1**

Copy from

Stat. key figure

Controlling Area

STEP 3

1. Enter a name
2. Indicate a unit of measure (press Enter to display the name).
3. Specify if the key figure values
 - There are 2 kinds of Statistical Key Figures, with fixed values and with total values, see in the master data in the category field.

For Statistical Key Figures with **Total values**:

- Postings are valid for the month only ; if not posted on a specific month no value is available;
- Postings in the month are adding ; if a file is posted twice on the same month, the quantities in SAP will be double.

For Statistical Key Figures with **Fixed values** :

- Postings are valid for several months ; if not posted on a specific month the value of the previous month is used;
- Subsequent postings are replacing the previous ones (from

Create Statistical Key Figure: Master Data

Link to LIS

Stat. key figure

Controlling area ERP SOLVAY


Basic data

Name **1**

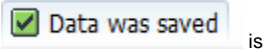
Stat. key fig. UnM. **2**

Key fig. cat. Fxd val. Tot. values **3**

- the month or before)
; if a file is posted
twice on the same
month, for each
receiver only the
last input will be
taken into account ;
- As a consequence, ***f we need to fully
eliminate a value
for a receiver
coming from a
previous posting
(value not
replaced), it is
necessary to post
"0" on this
receiver.***

To save click on 

A message





is displayed that the statistical key figure has been created.

I notify the requester

Workflow history

This view shows the 5 most recent entries. The complete workflow log is available from the 'Document Activity' menu item.

Aug 27, 2024	Actor	Type	Activity	Version
Published	 Gomes, Susana	Edit	updated the page at 11:14 am	
		State	changed state to Published at 9:14 am	v46
Draft	 Gomes, Susana	State	gave <i>Approvers</i> approval at 9:14 am	
		State	changed state to Draft at 9:14 am	v46
Nov 07, 2022				
Published	 Ubonrat Tornpetch	State	changed state to Published at 7:26 am	v45
		State	gave <i>Approvers</i> approval at 7:26 am	
Draft	 Ubonrat Tornpetch	State	gave <i>Approvers</i> approval at 7:26 am	
		State	changed state to Draft at 7:26 am	v45
Jul 18, 2022				
	 Ubonrat Tornpetch	Edit	updated the page at 1:53 pm	
		State	changed state to Draft at 11:53 am	v45