

I create or update a statistical key figures

Process: [Costing Model Architecture](#)

Responsibility area: [Master data management](#)

Scope

WW

Frequency

On Demand

References

- [OP.055](#)
- [OP.055](#)

Attachments

xx

xx << I create or update a statistical key figures >> xx

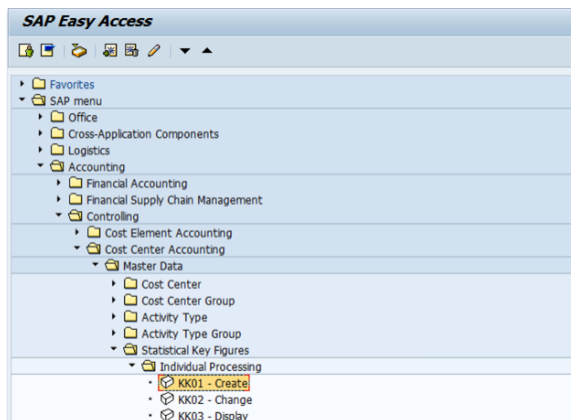
Guideline

I am informed that a statistical key figure needs to be created

STEP 1

Start the transaction using the menu path or transaction code **KK01**

Double-click 



Create Statistical Key Figure : Initial Screen

Create Statistical Key Figure: Initial Screen

Master Data

Stat. key figure

Copy from

Stat. key figure

Controlling Area

STEP 2

1. Fill in the code of statistical key figure you want to create

2. Click on **Master Data** or **Enter**

Create Statistical Key Figure: Initial Screen

Master Data **2**

Stat. key figure **1**

Copy from

Stat. key figure

Controlling Area

STEP 3

1. Enter a name
 2. Indicate a unit of measure (press Enter to display the name).
 3. Specify if the key figure values
- There are 2 kinds of Statistical Key Figures, with fixed values and with total values, see in the master data in the category field.

For Statistical Key Figures with **Total values**:

- Postings are valid for the month only ; if not posted on a specific month no value is available;
- Postings in the month are adding ; if a file is posted twice on the same month, the quantities in SAP will be double.

For Statistical Key Figures with **Fixed values** :

- Postings are valid for several months ; if not posted on a specific month the value of the previous month is used;
- Subsequent postings are replacing the previous ones (from

Create Statistical Key Figure: Master Data

Link to LIS

Stat. key figure

Controlling area ERP SOLVAY

Basic data


Name **1**

Stat. key fig. UnM. **2**


Key fig. cat. Fxd val. Tot. values **3**

the month or before)
; if a file is posted
twice on the same
month, for each
receiver only the
last input will be
taken into account ;

- As a consequence, ***f we need to fully eliminate a value for a receiver coming from a previous posting (value not replaced), it is necessary to post "0" on this receiver.***

To save click on 

A message

 **Data was saved** is

displayed that the statistical key figure
has been created.

I notify the requester