

# LU - Monthly VAT Postings

## Tasks to be completed when documenting an operation (from creation to publication)

1. Enter the **Title of the operation / page**

2. Add the following Labels:

- Scope of applicability: ww, country\_accounting
- Country or group of countries (if applicable): belux, china, france, italy, lam, nam,uk\_ie, bulgaria, dach, netherlands, iberia, poland, latvia, australia, india, japan, south\_korea, thailand, singapore
- Unit and Domain according to the [List of labels to be used in the Finance Service Line space](#)
  - **E.g. 1:** WW Operation in Financial Accounting under domain "Central Finance Processes & Compliance":
    - Labels to be used: ***ww, financial\_accounting, central\_fin\_proc\_compliance***
  - **E.g. 2:** France Operation in Financial Accounting:
    - Labels to be used: ***country\_accounting, france, financial\_accounting***

(for country operations, the Domain is always country\_accounting)

3. Fill in all fields as described above

4. Once the description of the operation is completed, ensure it is approved and published by launching the [SBS-Finance approval workflow](#)

Domain: Country Accounting

Responsibility area: N/A

## Table of contents

- [Tasks to be completed when documenting an operation \(from creation to publication\)](#)
- [1. Enter the Title of the operation / page](#)
- [2. Add the following Labels:](#)
  - [Scope of applicability: ww, country\\_accounting](#)
  - [Country or group of countries \(if applicable\): belux, china, france, italy, lam, nam,uk\\_ie, bulgaria, dach, netherlands, iberia, poland, latvia, australia, india, japan, south\\_korea, thailand, singapore](#)
  - [Unit and Domain according to the List of labels to be used in the Finance Service Line space](#)
  - [E.g. 1: WW Operation in Financial Accounting under domain "Central Finance Processes & Compliance":](#)
    - [Labels to be used: ww, financial\\_accounting, central\\_fin\\_proc\\_compliance](#)
-

- E.g. 2: France Operation in Financial Accounting:
- Labels to be used: country\_accounting, france, financial\_accounting
- (for country operations, the Domain is always country\_accounting)
- 3. Fill in all fields as described above
- 4. Once the description of the operation is completed, ensure it is approved and published by launching the SBS-Finance approval workflow
- Table of contents
  - 1. Objective and Scope
    - 1.1. Objective of this Operation
    - 1.2. Scope
  - 2. Definitions
  - 3. Tasks description
  - 3.1. Responsibilities
  - 3.2. I print the lists and perform the postings
    - 3.2.1. I run the SAP transaction S\_ALR\_87012284 (for companies 4233 and 6044)
    - 3.2.2. I run the SAP transaction FBL3N (for company 6294)
  - 3.3. I perform the posting of monthly VAT- S\_ALR\_87012357
  - 3.4. I check if the VAT accounts are balanced

## Scope

---

? Unknown Attachment

## ERP

---



## Frequency

---

? Unknown Attachment

## References

---

[FBL3N](#); [FS10N](#); [FB41](#); [F-03](#); [SM35](#); [S M37](#); [S\\_ALR\\_87012284](#); [S\\_ALR\\_87012357](#)

## Forms

---

[6294 posting vat posting centralized vat](#)

## Attachments

---

*Previous OP << LU - Monthly VAT Postings >> Next OP*

# 1. Objective and Scope

## 1.1. Objective of this Operation

The objective of this document is to explain how to post the monthly VAT "centralization" for LU VAT accounts for Luxembourg companies which can recover the VAT. We have to determine if we have a payable or a receivable towards the VAT administration. The amount in VAT account should be transferred to account 2411040038 (if the balance is a debit amount to recover from the Luxembourg VAT administration) or account 245040038 (balance is a credit amount to pay to the Luxembourg VAT administration). Please pay attention for company 6294 because the currency of the company is USD (not EUR) and VAT reclassification should be done with document currency EUR and with the historical rate for USD.

Account 2411040038 - VAT/sales tax-centralization account LU  
Account 2451040038 - VAT/sales tax-centralization account LU

## 1.2. Scope

This procedure is valid for the following companies in Luxembourg:

- 4233 - Solvay Finance S.A. (Luxembourg)
- 6044 - Solvay Hortensia
- 6294 - Solvay Luxembourg S.à r.l.

## 2. Definitions

See Finance Glossary:

- [BFC](#)
- [CAM](#)
- [SCMA](#)

## 3. Tasks description

### 3.1. Responsibilities

Finance Operations will perform the postings on a monthly basis according to the SCMA, after last invoices operations have been posted, accounts D (customers) and K (suppliers) have been blocked, and before data have been sent to BFC. These posting should be done on D+2. Finance operations has to inform local accounting teams when VAT is posted or contact them in case of issue when performing the procedure.





**CAM** must answer to the requests of Finance operations and to the updates of the procedure if needed.

### 3.2. *I print the lists and perform the postings*




#### 3.2.1. *I run the SAP transaction S\_ALR\_87012284 (for companies 4233 and 6044)*

- Choose variant LU VAT CHECK
- Change Reporting Year to the year of the month closing
- Change the reporting periods to the month of the closing
- Change the comparison year to the year of the previous month closing
- Change the Comparison periods to the month of previous month closing
- Save the variant

Example for company 4233 – closing period 09/2015:

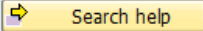
**G/L account selection**

Chart of accounts	COCA	to		
G/L account	2411020000	to		
Company code	4233	to		



**Selection using search help**

Search help ID:

Search string:

 Search help

**Transaction Figures Selection**

Business area	* 	to		
Currency type				

[Further selections](#) | 
 [Special evaluations](#) | 
 [Output control](#)

Financial statement version: ZSSA Language: EN  
 Reporting year: 2015  
 Reporting periods: 1 to 9  
 Comparison year: 2015  
 Comparison periods: 1 to 8  
 Plan Version:

List output

You'll obtain this list, print it:

Company code 4233 Business area \*\*\*\*

Amounts in EUR

C F	Comp code	Bus. area	Texts	Reporting period (01.2015-09.2015)	Comparison period (01.2015-08.2015)	Absolute difference	Rel dif	Sumtn level
			Assets					
			Current Assets					
			VII. Amounts Receivable Within One Year					
			E. Other Receivables					
4233	****		2411020000 VAT/TAX receivable-intracommunities	2.513,36	0,00	2.513,36		
4233	****		2411030038 VAT receivable-LU	5.631,96	0,00	5.631,96		
4233	****		2411040038 VAT/sales tax-centralization account-LU	77.574,38	78.234,18	659,80-	0,8-	
			B. Other Receivables	85.719,70	78.234,18	7.485,52	9,6	*4*
			VII. Amounts Receivable Within One Year	85.719,70	78.234,18	7.485,52	9,6	*3*
			Current Assets	85.719,70	78.234,18	7.485,52	9,6	*2*
			Assets	85.719,70	78.234,18	7.485,52	9,6	*1*

Company code 4233 Business area \*\*\*\*

Amounts in EUR

C F	Comp code	Bus. area	Texts	Reporting period (01.2015-09.2015)	Comparison period (01.2015-08.2015)	Absolute difference	Rel dif	Sumtn level
			Liabilities and Equity					
			Debt					
			IX. Amounts Payable Within One Year					
			E. Taxes, Payroll, and Social Security					
			1. Taxes					
			A. Taxes Not Yet Due					
4233	****		2451020000 VAT/TAX payable-intracommunities	2.513,36-	0,00	2.513,36-		
4233	****		2451030038 VAT payable-LU	3.376,42-	0,00	3.376,42-		
			A. Taxes Not Yet Due	5.889,78-	0,00	5.889,78-		*6*
			1. Taxes	5.889,78-	0,00	5.889,78-		*5*
			E. Taxes, Payroll and Social Security	5.889,78-	0,00	5.889,78-		*4*
			IX. Amounts Payable Within One Year	5.889,78-	0,00	5.889,78-		*3*
			Debt	5.889,78-	0,00	5.889,78-		*2*

Print this list and attach it to the posting.

### 3.2.2. I run the SAP transaction FBL3N (for company 6294)

Select these 4 accounts:




- 2411030038
- 2411020000
- 2451030038
- 2451020000

Although the currency of this company is USD, we have to issue the VAT declaration in currency EUR. So we need to clear the 4 VAT accounts in USD and EUR (with the historical amounts in USD and in EUR).

## G/L Account Line Item Display

    Data Sources

### G/L account selection



G/L account   to    
 Company code  to  

### Selection using search help

Search help ID   
 Search string

### Line item selection

#### Status

Open items  
 Open at key date   
 Cleared items  
 Clearing date  to    
 Open at key date   
 All items  
 Posting date  to  

#### Type

Normal items  
 Noted items  
 Parked items

### List Output

Layout   
 Maximum number of items

You'll obtain this list, print it:

G/L Account		2411030038		VAT receivable-LU												
Company Code		6294														
Account	Assignment	St	DocumentNo	BusA	Type	Doc. Date	PK	Amount in local cur.	LCurr	Tx	Amount in doG. curr.	Curr.	Clrng doc.	Text		
<input type="checkbox"/>	2411030038		20150831		✓	3070000034	M1	31.08.2015	40		33,92	USD	E(			
<input type="checkbox"/>	2411030038		20150923		✓	3010000008	R0	23.09.2015	40		2.300,65	USD	E(			
*	2411030038				✓						2.334,57	USD				
**	2411030038										2.334,57	USD				
											2.093,36	EUR				
											2.063,36	EUR				

## 3.3. I perform the posting of monthly VAT- S\_ALR\_87012357


### 1) Determination of the Alternative Tax Payable Account

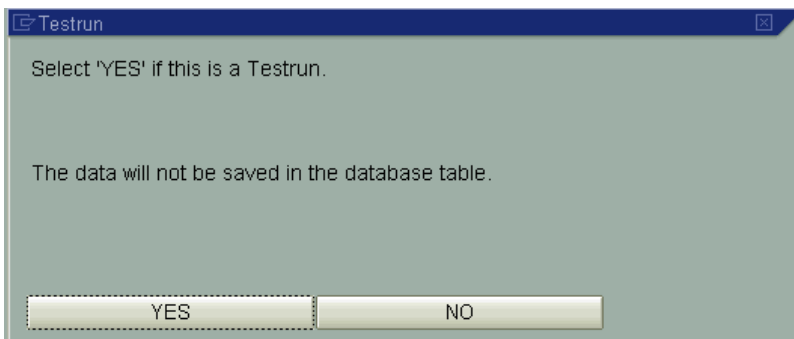
Run following transaction - **S\_ALR\_87012357** - Advance Return for Tax on Sales/Pur.  
Choose variant - **LU-VATAUT**

- A** – Select the company that you want to perform the VAT calculation.
- B** – Very important the fiscal year must be aligned with the posting date.
- C** – General selection – Posting date choose the first day until the last day of the month that you are calculating.
- D** – Tax payable posting – The posting date must be the last day of the month of calculation.
- E** – Due date of the tax table – Leave by default the 20TH of the following month.

The screenshot shows the SAP 'Advance Return for Tax on Sales/Purchases' form. It is divided into several sections:

- Company code:** 6294 (highlighted in a red box), with a 'to' field and a right arrow button.
- Document Number:** Empty, with a 'to' field and a right arrow button.
- Fiscal Year:** 2015, with a 'to' field and a right arrow button.
- General selections:**
  - Posting date:** 01.09.2015 to 30.09.2015, with right arrow buttons.
  - Reference number:** Empty, with a 'to' field and a right arrow button.
- Technical settings:**
  - Read items sequentially
- Further selections:**
  - Nat.Crcy Instead of Local Crcy
  - Tax return country:** LU, with a 'to' field and a right arrow button.
  - Taxes on sales/purchases group:** Empty, with a 'to' field and a right arrow button.
  - Fiscal period:** Empty, with a 'to' field and a right arrow button.
  - CPU date:** Empty, with a 'to' field and a right arrow button.
  - Document date:** Empty, with a 'to' field and a right arrow button.
  - Tax Reporting Date:** Empty, with a 'to' field and a right arrow button.
  - Tax on sales/purchases code:** Empty, with a 'to' field and a right arrow button.
  - Transaction:** Empty, with a 'to' field and a right arrow button.
  - Special G/L ind.:** Empty, with a 'to' field and a right arrow button.
  - Business Place:** Empty, with a 'to' field and a right arrow button.
  - G/L Account:** Empty, with a 'to' field and a right arrow button.

After the selections press execute .  
Wait a few moments then you will retrieve the following message by the system



Choose **YES** and the following report will appear and go down until you reach the last line.

**Tax on s/s/purch. adv. ret.: Posting date 01.09.2015 to 30.09.2015**

SOLVAY LUXEMBOURG      Tax on s/s/purch. adv. ret.: Posting date 01.09.2015 to 30.09.2015      Time 22:18:21      Date 28.10.2015  
 CAPELLEN      RFUMSV00/LU000002      Page 1

Balance per company code					A	B	C	
CoCd	Trs	Tx	Description	Rate	Tax base amount	To be paid over	Deductible	Balance
6294	VST	E	17% taux normal (services - 1...	17,000	12.313,85		2.093,36	2.093,36
6294	VST	E8	Exempt: art. 44 LTVA (servic--	0,000	166,71			
* 6294	VST				12.480,56		2.093,36	2.093,36
**6294					12.480,56		2.093,36	2.093,36

The VAT calculation is made in the last line of **column C**.

- If the total in **column C** is positive it means that you have a receivable we must choose account **2411040038**.
- If the total in **column C** is negative it means that you have a debt we must choose account **2451040038**.

In the example above the amount is positive 2093,34 it means that you have a receivable you must choose account **2411040038**.

## 2) Process the posting (for companies 4233 and 6044)



Return to transaction S\_ALR\_87012357 by choosing

Leave the selections already performed in Step 1 and go to the tab Tax payable posting and perform the following selections:

- A** – Batch input session must be flag in order to create a posting session;
- B** – Alternative Tax Payable Account you must use the one that you found in Step 1. (In the example above the account was **2411040038**).
- C** – Session name we must use the last 4 digits to identify the company that we are performing the posting.

**Tax payable posting**

Tax payable posting

Batch input session required **A**

Postings document type S1

Posting date 30.09.2015

Posting period

Alternative Tax Payable Acct 2411040038 **B**

Due Date of the Tax Payable

Session name RFUMSV004233 **C**

Process session immediately

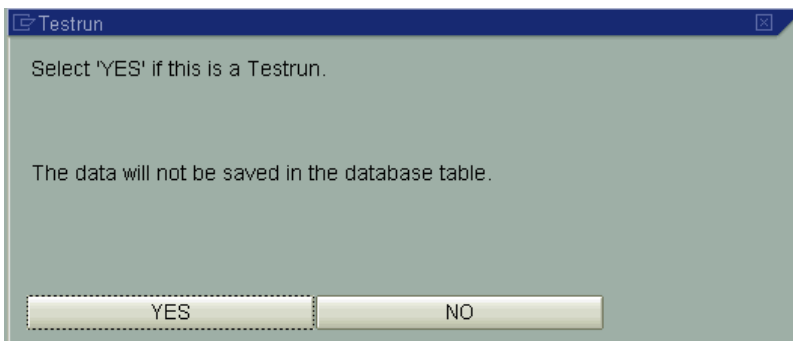
Run deadline

Time for Processing 00:00:00



After the selections press execute

Wait a few moments then you will retrieve the following message by the system:



Choose  and the system will process automatically the batch input session if the VAT accounts are open to.  
 Check the job in transaction SM37 for the batch input.

Job	Ln	Job CreatedBy	Status	Start date	Start time
<input type="checkbox"/> RFUMSV000001		PT63001747	Finished	15.04.2010	15:57:02
<input type="checkbox"/> RSBDCSUB - FIPI 19622719		PT63001747	Finished	15.04.2010	15:57:02
*Summary					

### 3) Process the posting (for company 6294)

Posting scheme:





A batch input session is a sequence of transactions supplied with user data by a program. SAP stores these transactions on a stack until you decide to process them online. No database updates are performed until the session has been processed. Using this technique, you can transfer large amounts of data to SAP in a short time.

Session name	Sta...	Created By	Date	Time	Creation Program	Lock Date	Authorizat.
Z1F_CARLO279		PT63014238	01.06.2018	13:01:42	RFBIBL01		DE14338
EQUI_REENTRY	✓	BG33284	01.06.2018	13:01:35	SAPM21V_REE..		WJ-PF1
EQUI_REENTRY	✓	BG33284	01.06.2018	13:01:02	SAPM21V_REE..		WJ-PF1
EQUI_REENTRY	✓	BG33284	01.06.2018	13:00:20	SAPM21V_REE..		WJ-PF1
RTR_0279_INR		PT400078	01.06.2018	12:58:52	ZZF_RFSZ1800		PT400078
EQUI_REENTRY	✓	THPLUEA	01.06.2018	12:52:24	SAPM21V_REE..		WJ-PF1
6331_CHIUS 1		PT400070	01.06.2018	12:52:12	RFSUMB00		PT400070
EQUI_REENTRY	✗	BG33284	01.06.2018	12:51:31	SAPM21V_REE..		WJ-PF1
EQUI_REENTRY	✗	BG33284	01.06.2018	12:51:06	SAPM21V_REE..		WJ-PF1
EQUI_REENTRY	✓	BG33528	01.06.2018	12:49:01	SAPM21V_REE..		WJ-PF1
EQUI_REENTRY	✓	BG33528	01.06.2018	12:48:10	SAPM21V_REE..		WJ-PF1

**STEP 2**

**Look for the batch input session to be processed**

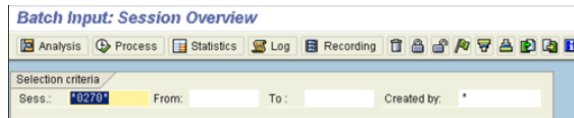


If you don't know the session name you can run this transaction using the "Selection criteria" in the top of the screen.

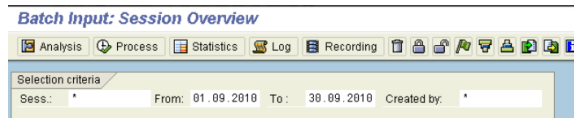
These selection criteria can be combined in order to strengthen the list of batch input sessions.

Selection by

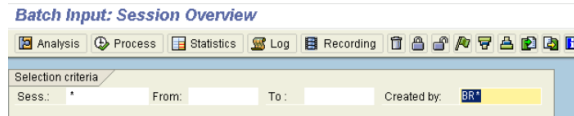
- **Session:** where you can insert the session name you are looking for



- **Period:** where you can insert the period for which the batch was created



- **Created By:** where you can insert the user who created the batch input session



**STEP 3**

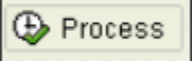
**Select the batch input session to be processed**

After you find the session, select the line with the batch input that you want to run:

Session name	Stat	Created By	Date	Time	Creation Prog	Lock Date	Authorizat.	Tr
0270_CROCODF	✗	BR004213	28.09.2010	19:57:49	RFBIBL01		BR004213	0

**STEP 4**

**Start processing by clicking on**



**STEP 5**

Double click over the session.

**Check the status of the batch input session**

Index	Trans	Status
1	MB11	Processed
2	IE02	Processed

Session Information	
Name	EQUI_REENTRY
Created On	01.06.2018
Created At	13:00:20
Created By	BG33284
Authorization	WJ-PP1
Locked Until	
Queue ID	18060113002060169096

	Transactions	Screens
New	0	0
incorrect	0	0
To Process	0	0
Processed	2	7
Deleted	0	0
Current Content	2	7
Removed	0	0
Created	2	7

To see detailed information (e.g. document numbers generated), click on "Log created on dd.mm.yyyy":

Time	Message	Transaction	Index	Modif	Scr...	In...	T.ID	No.
13:00:28	Session EQUI_REENTRY is being processed by user BG33284 in mode F on server pf1app03							0 # 00 300
13:00:29	Document 4020050894 posted	MB11	1					0 # 07 060
13:00:29	Equipment 30000646 changed	IE02	2					0 # 16 817
13:00:30	Processing statistics							0 # 00 370
13:00:30	2 transactions read							0 # 00 363
13:00:30	2 transactions processed							0 # 00 364
13:00:30	0 transactions with errors							0 # 00 365
13:00:30	0 transactions deleted							0 # 00 366
13:00:30	Batch input processing ended							0 # 00 382

**STEP 6**

Check batch input session via **SM37** transaction

### 3.4. I check if the VAT accounts are balanced

After having performed transaction S\_ALR\_87012357 and FB41, check if the balance of accounts **2411020000**, **2411030038**, **2451020000**, **2451030038** for the closing month is zero on transaction **FS10N**.

For 6294 check in company currency and in document currency.

We need to clear accounts 2411020000 and 2451020000 with transaction **F-03**.

Account number	*			
Company code	6294	SOLVAY LUXEMBOURG		
Business area				
Fiscal year	2015			
All documents in currency	*	Display currency	USD	





  

Period	Debit	Credit	Balance	Cum. balance
Balance Ca...				
1	804,05	804,05		
2	376,78	376,78		
3	4.218,80	4.218,80		
4	554,26	554,26		
5	1.844,96	1.844,96		
6	8.048,19	8.014,35	33,84	33,84
7	9.050,14	9.083,98	33,84-	
8	2.407,28	2.407,28		
9	7.024,95	7.024,95		
10	16.108,32		16.108,32	16.108,32
11				16.108,32
12				16.108,32
13				16.108,32
14				16.108,32
15				16.108,32
16				16.108,32
Total	50.437,73	34.329,41	16.108,32	16.108,32

End of document.

## Workflow history

This view shows the 5 most recent entries. The complete workflow log is available from the 'Document Activity' menu item.

Mar 13, 2026	Actor	Type	Activity	Version
Published	LI, Qiaosi (Joice)	Edit	updated the page at 4:18 am Other contributors: 	
		State	changed state to <b>Published</b> at 3:18 am	v22
Draft	LI, Qiaosi (Joice)	State	gave <i>Approvers</i> approval at 3:18 am	
		State	changed state to <b>Draft</b> at 3:18 am	v22
Sept 13, 2019				
Published	 Gomes, Susana	State	changed state to <b>Published</b> at 9:55 am	v21
Draft	 Gomes, Susana	State	unassigned  Hugues Frisque from approval <i>Approvers</i> at 9:55 am	
Sept 10, 2019				



Nathalie Larrieu

State

gave *Approvers* approval at 9:15 am

---