

BR - Extraction PL by Market

Tasks to be completed when documenting an operation (from creation to publication)

1. Enter the **Title of the operation / page**

2. Add the following Labels:

- Scope of applicability: ww, country_accounting
- Country or group of countries (if applicable): belux, china, france, italy, lam, nam,uk_ie, bulgaria, dach, netherlands, iberia, poland, latvia, australia, india, japan, south_korea, thailand, singapore
- Unit and Domain according to the [List of labels to be used in the Finance Service Line space](#)
 - E.g. 1: WW Operation in Financial Accounting under domain "Central Finance Processes & Compliance":
 - Labels to be used: **ww, financial_accounting, central_fin_proc_compliance**
 - E.g. 2: France Operation in Financial Accounting:
 - Labels to be used: **country_accounting, france, financial_accounting**
(for country operations, the Domain is always country_accounting)

3. Fill in all fields as described above

4. Once the description of the operation is completed, ensure it is approved and published by launching the [SBS-Finance approval workflow](#)

Domain: Country Accounting

Responsibility area: N/A

Table of contents

- [Tasks to be completed when documenting an operation \(from creation to publication\)](#)
 - [1. Enter the Title of the operation / page](#)
 - [2. Add the following Labels:](#)
 - [Scope of applicability: ww, country_accounting](#)
 - [Country or group of countries \(if applicable\): belux, china, france, italy, lam, nam,uk_ie, bulgaria, dach, netherlands, iberia, poland, latvia, australia, india, japan, south_korea, thailand, singapore](#)
 - [Unit and Domain according to the List of labels to be used in the Finance Service Line space](#)
 - [3. Fill in all fields as described above](#)
 - [4. Once the description of the operation is completed, ensure it is approved and published by launching the SBS-Finance approval workflow](#)
- [Table of contents](#)
 - [1. Objective and Scope](#)
 - [1.1. Objective of this Operation](#)
 - [1.2. Scope](#)
 - [2. Definitions](#)
 - [3. Tasks description](#)
 - [3.1. I extract the data from SAP](#)
 - [3.2. I paste the data to excel](#)
 - [3.3. Import data from BFC ain all grenn Sheets](#)

Scope

? Unknown Attachment

ERP



Frequency

? Unknown Attachment

References

Forms

[SAP vs BFC by Market](#)

Attachments

*Previous OP << BR - Extraction PL
by Market >> Next OP*

1. Objective and Scope

1.1. Objective of this Operation

The goal of this procedure is to compare BFC with SAP for P&L by Market.

1.2. Scope

This procedure applies to company 7523.

2. Definitions

See Finance Glossary:

- [BFC](#)
- [P&L](#)

3. Tasks description

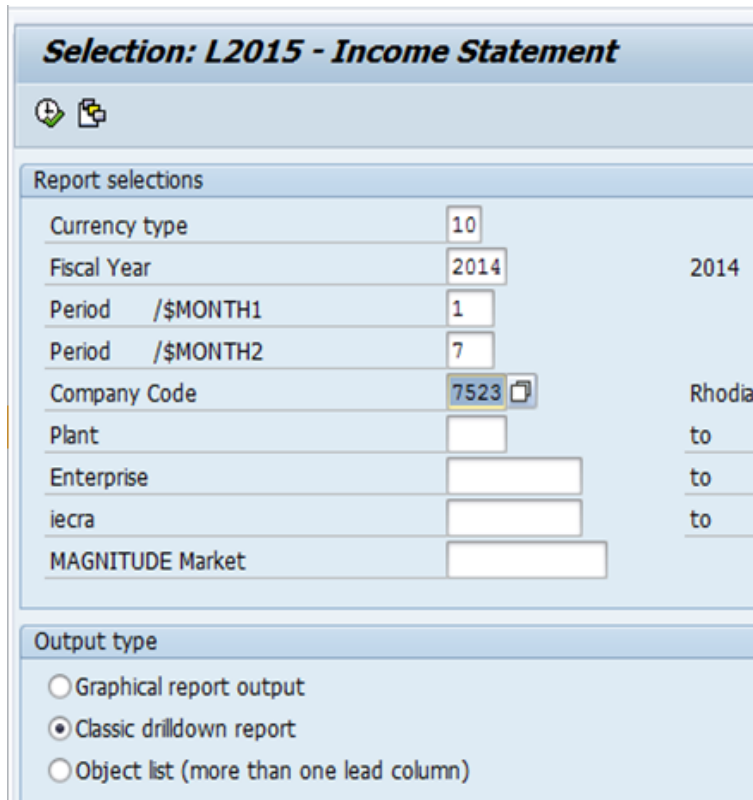
3.1. I extract the data from SAP

Go to transaction KE30 in SAP, insert the correspondent operating concern (e.g.: Z025 for Brazil), and choose report ZZZ-SOLVFC.



Make the following selections:

- **Currency Type:** Always "10"
- **Fiscal Year**
- **Period:** from beginning of the year until the current month
- **Company**



Selection: L2015 - Income Statement

Report selections

Currency type	10	
Fiscal Year	2014	2014
Period /\$MONTH1	1	
Period /\$MONTH2	7	
Company Code	7523	Rhodia
Plant		to
Enterprise		to
ieera		to
MAGNITUDE Market		

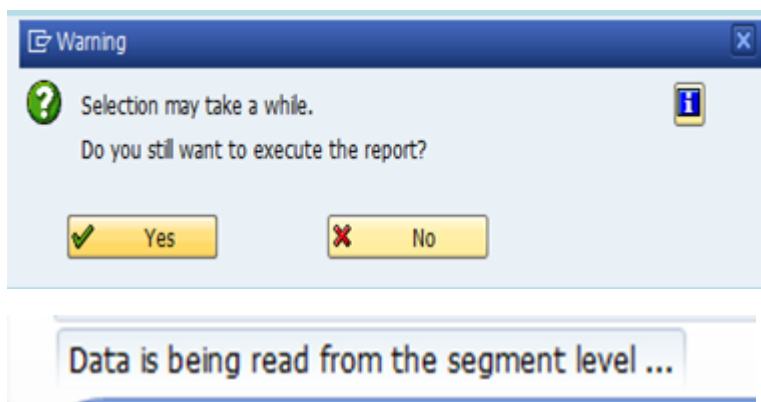
Output type

Graphical report output

Classic drilldown report

Object list (more than one lead column)

Click on "Yes".



Select the MAGNITUDE Market from the available list of Navigation.

Company Code 7523 Rhodia Poliamida Esp																			
Navigation																			
MAGNITUDE Market																			
Enterprise																			
IECRA																			
Profit Center Carat																			
<table border="1"> <thead> <tr> <th>Lead column</th> <th>F00</th> <th>F99 CLOSING</th> <th></th> </tr> </thead> <tbody> <tr> <td>R10000 Net Sales</td> <td>2601376263,09</td> <td>1540061813,78</td> <td></td> </tr> <tr> <td>R10600 Royalties received acc. to sales</td> <td>0,00</td> <td>0,00</td> <td></td> </tr> <tr> <td>ST Net sales (published)</td> <td>2601376263,09</td> <td>1540061813,78</td> <td></td> </tr> </tbody> </table>				Lead column	F00	F99 CLOSING		R10000 Net Sales	2601376263,09	1540061813,78		R10600 Royalties received acc. to sales	0,00	0,00		ST Net sales (published)	2601376263,09	1540061813,78	
Lead column	F00	F99 CLOSING																	
R10000 Net Sales	2601376263,09	1540061813,78																	
R10600 Royalties received acc. to sales	0,00	0,00																	
ST Net sales (published)	2601376263,09	1540061813,78																	

For the extraction:

- In Navigate, select "<-Magnitude Market".

The screenshot shows the SAP 'Execute Drilldown' menu with the following options:


- Standard Drilldown F2
- Choose next level...
- <- MAGNITUDE Market Shift+F4
- Switch drilldown...
- Hide characteristic
- Sort characteristics...
- Basic list
- Hierarchy
- Other characteristic value

The report below shows the following data:

Lead column	F00	F99 CLOSING	
R10000 Net Sales	0,00	0,00	
R10600 Royalties received acc. to sales	0,00	0,00	
ST Net sales (published)	0,00	0,00	
R11200 Other rev on activit. - IAC	1.020.311,94	166.836,96	
R11400 Other rev on activit. - Research	37.026,02	0,00	
R11500 Other rev on activit. - Mgt Fees	0,00	0,00	
STOT-R110 Other revenues on activities	1.057.337,96	166.836,96	
ST-R111 Net sales + oth rev. fr Business	1.057.337,96	166.836,96	

The report will be displayed as follow:

Execute Drilldown Report "L2015 - Income Statement": Drilldown List



L2015 - Income Statement Current data (11.08.2014 20:53:22)

Category: ACTUAL2 - Legal consolidation
 Currency Type : 10 - Comp. code currency
 Company Code : 7523
 Fiscal Year : 2014
 Period (From - To) : 1 - 7

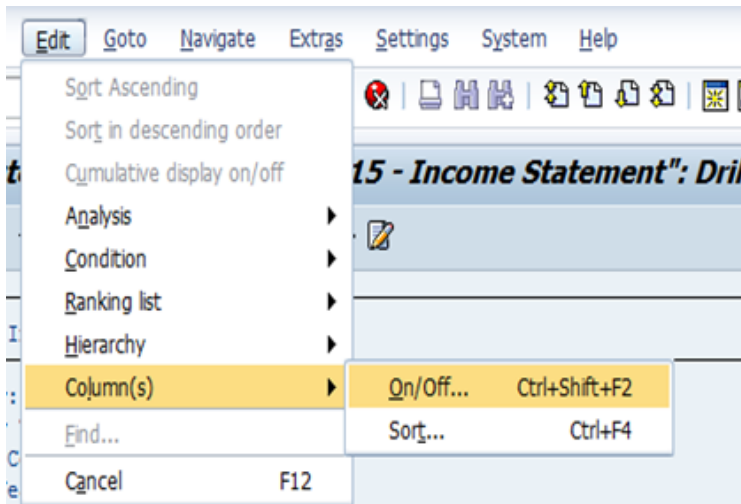
Company Code 7523 Rhodia Poliamida Esp

- Navigation
- Enterprise
 - IECRA
 - Profit Center Carat
 - Trading Partner

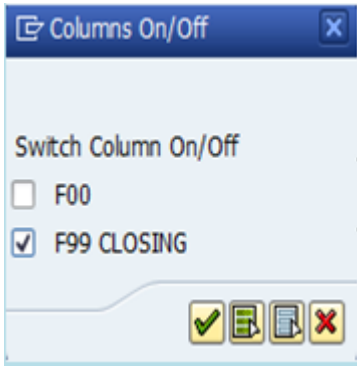
MAGNITUDE Market Displayed in	R10000 Net Sales		R10600 Royalties rec		ST Net sales (publis	
	F00 1 BRL	F99 CLOSING 1 BRL	F00 1 BRL	F99 CLOSING 1 BRL	F00 1 BRL	F99 CLOSING 1 BRL
OCBMR NON ALLOCATED CBS	0,00	0,00	0,00	0,00	0,00	0,00
OCBSS CBS SHARED SERVICES	0,00	8.674,45	0,00	0,00	0,00	8.674,45
OCSCHE HOME CARE	9.139.105,09	2.260.853,30	0,00	0,00	9.139.105,09	2.260.853,30
OCSCP Personal Care	43.869.515,40	21.082.827,05	0,00	0,00	43.869.515,40	21.082.827,05
OCSCY INDUSTRIAL & INSTITU	91.431,80	28.470,99	0,00	0,00	91.431,80	28.470,99
OCSPN NOVE CARE FUNCTIONS	0,00	0,00	0,00	0,00	0,00	0,00
OC SHE Herbicides	0,00	0,00	0,00	0,00	0,00	0,00
OC SIP OIL & GAS	207.692,10	0,00	0,00	0,00	207.692,10	0,00
OC SNR NOVE CARE TRANSACTION	1.255.570,44	103.821,83	0,00	0,00	1.255.570,44	103.821,83
OC SOA AGRO	79.247.757,57	35.223.548,32	0,00	0,00	79.247.757,57	35.223.548,32
OC SOC PHOSPHORUS	3.583.297,77	2.165.334,92	0,00	0,00	3.583.297,77	2.165.334,92

Afterwards, you should select the column "F00".

Then, go to "Edit" --> "Column(s) and select "On/Off" option.



Flag only option "F99 CLOSING".



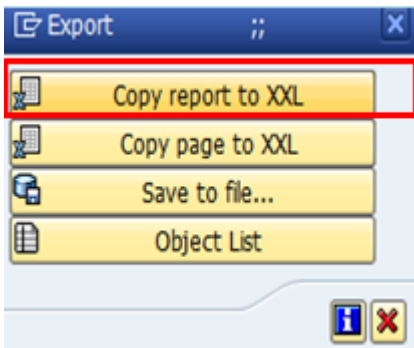
Finally, you will have the report in the needed format:

L2015 - Income Statement							
Category: ACTUAL2 - Legal consolidation Currency Type : 10 - Comp. code currency Company Code : 7523 Fiscal Year : 2014 Period (From - To) : 1 - 7							
Company Code 7523 Rhodia Poliamida Esp							
Navigation Enterprise IECRA Profit Center Carat Trading Partner							
	R10000 Net Sale	R10600 Ro	SI Net sales (p	R11200 Other	R11400 Ot	R11500 Ot	STOT-R110 Oth
MAGNITUDE Market Displayed in	F99 CLOSING 1 BRL	F99 CLOSI 1 BRL	F99 CLOSING 1 BRL	F99 CLOSING 1 BRL	F99 CLOSI 1 BRL	F99 CLOSI 1 BRL	F99 CLOSING 1 BRL
OCBNR NON ALLOCATED CBS	0,00	0,00	0,00	166.836,96	0,00	0,00	166.836,96
OCBSS CBS SHARED SERVICES	8.674,45	0,00	8.674,45	0,00	0,00	0,00	0,00
OCSCH HOME CARE	2.260.853,30	0,00	2.260.853,30	0,00	0,00	0,00	0,00
OCSCP Personal Care	21.082.827,05	0,00	21.082.827,05	0,00	0,00	0,00	0,00
OCSCY INDUSTRIAL & INSTITU	28.470,99	0,00	28.470,99	0,00	0,00	0,00	0,00
OCSFN NOVECARE FUNCIONS	0,00	0,00	0,00	0,00	0,00	0,00	0,00
OC SHE Herbicides	0,00	0,00	0,00	0,00	0,00	0,00	0,00
OC SIP OIL & GAS	0,00	0,00	0,00	0,00	0,00	0,00	0,00
OC SNR NOVECARE TRANSACTION	103.821,83	0,00	103.821,83	877.957,32	0,00	0,00	877.957,32
OC SOA AGRO	35.223.548,32	0,00	35.223.548,32	0,00	0,00	0,00	0,00
OC SOC PHOSPHORUS	2.165.334,92	0,00	2.165.334,92	0,00	0,00	0,00	0,00
OC SOI Other (P205 TTP TBEP	3.884.200,39	0,00	3.884.200,39	0,00	0,00	0,00	0,00
OC SPI Paint Additives	1.584.611,10	0,00	1.584.611,10	0,00	0,00	0,00	0,00
OC SPS EMULSION POLYMERS	11.793.472,59	0,00	11.793.472,59	0,00	0,00	0,00	0,00
OC TGS GREEN SOLVENTS	9.385.261,65	0,00	9.385.261,65	0,00	0,00	0,00	0,00
OC TNR UNALLOCATED COATIS	0,00	0,00	0,00	0,00	0,00	0,00	0,00
OC TFS PHENOL CHAIN	362.219.052,85	0,00	362.219.052,85	10476.046,66	0,00	0,00	10476.046,66
OC TSA SALICYLICS CT	18.896.797,87	0,00	18.896.797,87	0,00	0,00	0,00	0,00

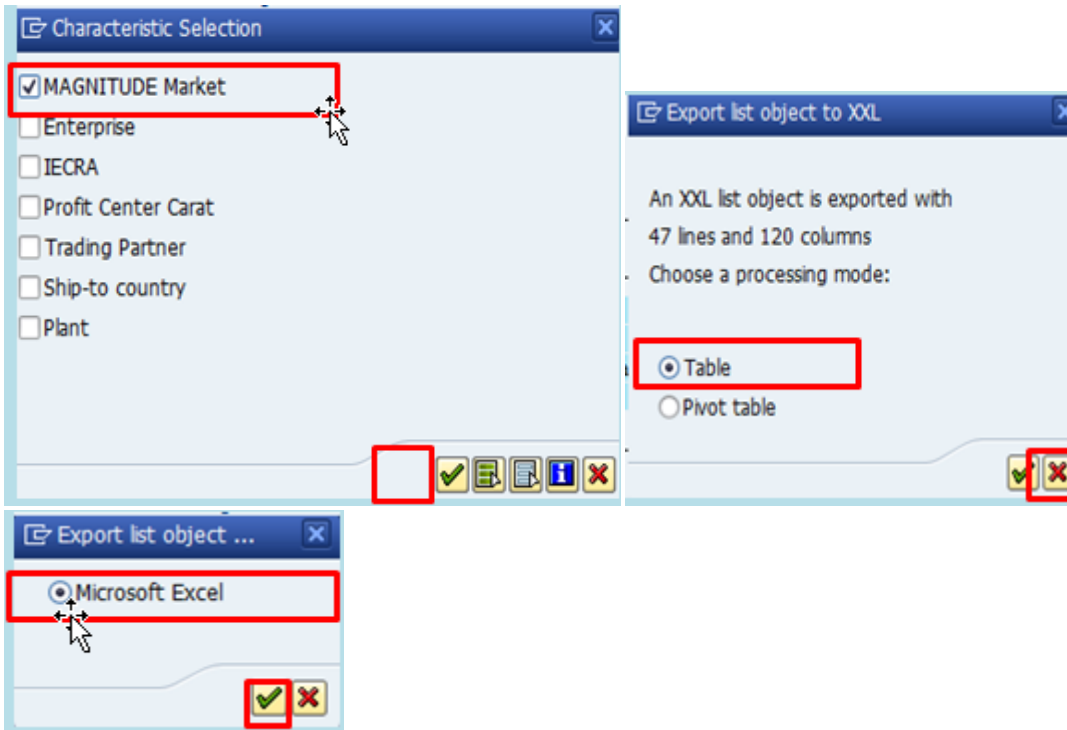


To extract it, go to option

Then, select the option "Copy report to XXL".



Fulfill the following screens as follows:



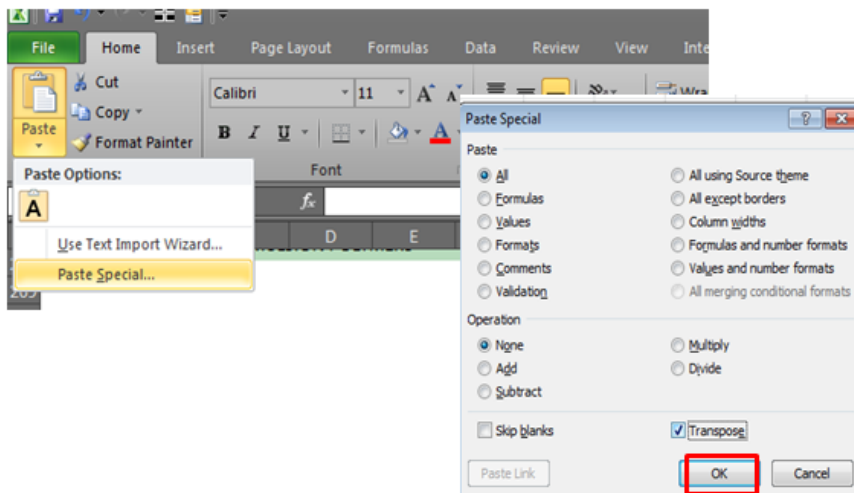
3.2. I paste the data to excel

Save the report file on your desktop and then open it.

	A	B	C	D	E	F	G	H
1		R10000 Net Sales	R10600 Royalties rec	ST Net sales (publis	R11200 Other rev on	R11400 Other rev on	R11500 Other rev on	STOT-R110 Other reve
2		F99 CLOSING	F99 CLOSING	F99 CLOSING	F99 CLOSING	F99 CLOSING	F99 CLOSING	F99 CLOSING
3	MAGNITUDE Market	1 BRL	1 BRL	1 BRL	1 BRL	1 BRL	1 BRL	1 BRL
4	Not assigned	-83.188,14	0,00	-83.188,14	0,00	0,00	0,00	0,00
5	CBNR NON ALLOCATED CBS	0,00	0,00	0,00	166.836,96	0,00	0,00	166.836,96
6	CBSS CBS SHARED SERVICES	8.674,45	0,00	8.674,45	0,00	0,00	0,00	0,00
7	CSCH HOME CARE	2.260.853,30	0,00	2.260.853,30	0,00	0,00	0,00	0,00
8	CSCP Personal Care	21.082.827,05	0,00	21.082.827,05	0,00	0,00	0,00	0,00
9	CSCY INDUSTRIAL & INSTITU	28.470,99	0,00	28.470,99	0,00	0,00	0,00	0,00
10	CSFN NOVECARE FUNCTIONS	0,00	0,00	0,00	0,00	0,00	0,00	0,00
11	CSHE Herbicides	0,00	0,00	0,00	0,00	0,00	0,00	0,00
12	CSIP OIL & GAS	0,00	0,00	0,00	0,00	0,00	0,00	0,00
13	CSNR NOVECARE TRANSACTION	103.821,83	0,00	103.821,83	877.957,32	0,00	0,00	877.957,32
14	CSOA AGRO	35.223.548,32	0,00	35.223.548,32	0,00	0,00	0,00	0,00
15	CSOC PHOSPHORUS	2.165.334,92	0,00	2.165.334,92	0,00	0,00	0,00	0,00
16	CSOI Other (P205 TTP TBEP	3.884.200,39	0,00	3.884.200,39	0,00	0,00	0,00	0,00
17	CSPI Paint Additives	1.584.611,10	0,00	1.584.611,10	0,00	0,00	0,00	0,00
18	CSPS EMULSION POLYMERS	11.793.472,59	0,00	11.793.472,59	0,00	0,00	0,00	0,00

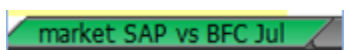
Copy all information and paste it in a new file.

Obs.: Paste following the steps:



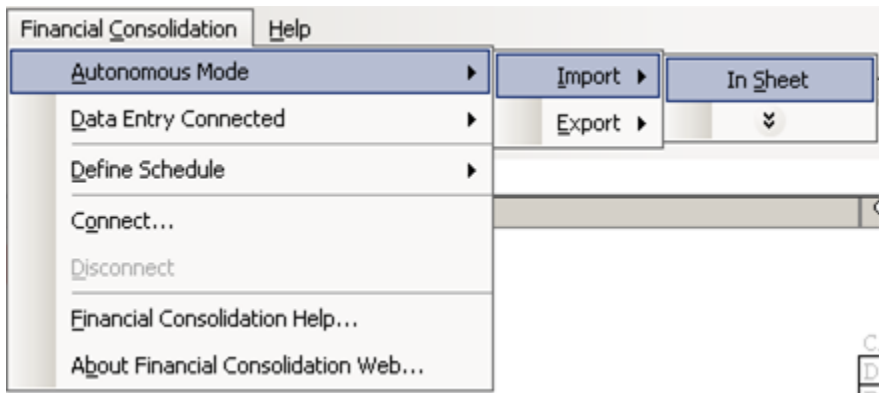
	A	B	C	D	E	F	G	H	I			
1			MAGNITUDE Market	Not assigned	CBNR	NON ALLOCATED CBS	CBSS	CBS SHARED SERVICES	CSCH	HOME CARE	CSCP	Personal Care
2	R10000 Net Sales	F99 CLOSING	1 BRL	-83.188,14		0,00		8.674,45		2.260.853,30		21.082.827,05
3	R10600 Royalties rec	F99 CLOSING	1 BRL	0,00		0,00		0,00		0,00		0,00
4	ST Net sales (publis	F99 CLOSING	1 BRL	-83.188,14		0,00		8.674,45		2.260.853,30		21.082.827,05
5	R11200 Other rev on	F99 CLOSING	1 BRL	0,00		166.836,96		0,00		0,00		0,00
6	R11400 Other rev on	F99 CLOSING	1 BRL	0,00		0,00		0,00		0,00		0,00
7	R11500 Other rev on	F99 CLOSING	1 BRL	0,00		0,00		0,00		0,00		0,00
8	STOT-R110 Other reve	F99 CLOSING	1 BRL	0,00		166.836,96		0,00		0,00		0,00
9	ST-R111 Net sales &	F99 CLOSING	1 BRL	-83.188,14		166.836,96		8.674,45		2.260.853,30		21.082.827,05
10	R12600 Royalties pai	F99 CLOSING	1 BRL	0,00		0,00		0,00		0,00		0,00
11	R12910 Logistics cos	F99 CLOSING	1 BRL	0,00		0,00		0,00		12.105,68		397.941,65
12	R12900 Other variabl	F99 CLOSING	1 BRL	0,00		0,00		0,00		0,00		0,00
13	STOT-R120 Variable s	F99 CLOSING	1 BRL	0,00		0,00		0,00		12.105,68		397.941,65
14	R15400 Proportional	F99 CLOSING	1 BRL	-69.112,20		0,00		0,00		1.983.797,30		16.380.908,42
15	R15410 Actual/Std va	F99 CLOSING	1 BRL	0,00		214,50		0,00		-22.426,83		-15.263,46
16	STOT-R150 Proportion	F99 CLOSING	1 BRL	-69.112,20		214,50		0,00		1.961.370,47		16.365.644,96
17	TOT-R1200 Contributi	F99 CLOSING	1 BRL	-14.075,94		-214,50		8.674,45		287.377,15		4.319.240,44
18	R25410 Act/StdVar -	F99 CLOSING	1 BRL	0,00		0,00		149,36		0,00		0,00
19	R25460 Period Non-Pr	F99 CLOSING	1 BRL	0,00		0,00		0,00		0,00		0,00
20	R25470 Absorpt. of N	F99 CLOSING	1 BRL	0,00		0,00		0,00		0,00		0,00
21	R25490 NPr Cost Of P	F99 CLOSING	1 BRL	-3.361,50		0,00		0,00		110.831,25		2.816.506,14
22	STOT-R254 NPr COS, e	F99 CLOSING	1 BRL	-3.361,50		0,00		149,36		110.831,25		2.816.506,14

3.3. Import data from BFC ain all grenn Sheets



For all sheets in green select period (Normally it should be already selected but please check)

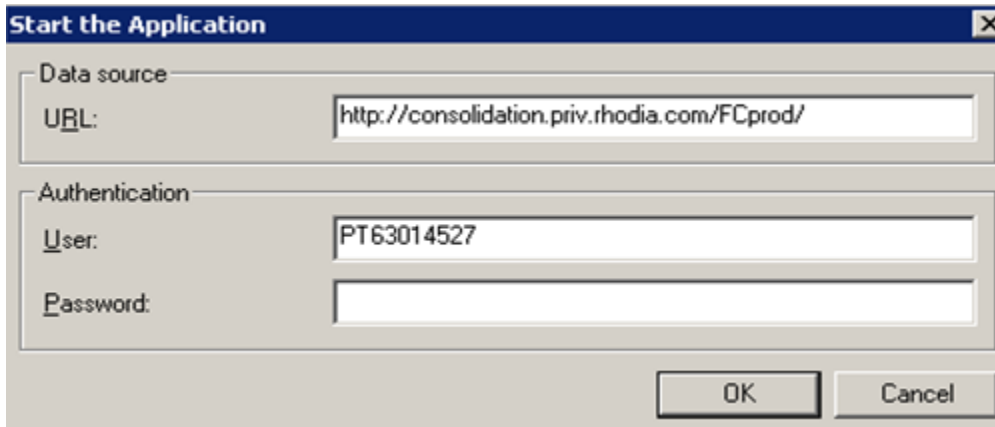
For all sheets in green select Autonomus Mode / import / in sheet



Insert link to BFC : <http://consolidation.priv.rhodia.com/FCprod/>

Insert User

Finally insert the password



Differences are ready to be analysed, the point 4 is to do after all blocking errors in BFC are corrected.

follows support file in AOdocs

End of document.