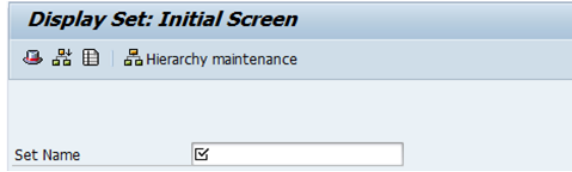


GS03 - Display Set

STEP 1

Use transaction **GS03 - Display Set**

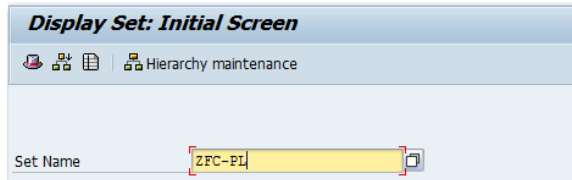
 GS03 - Display set: Initial Screen



STEP 2

Enter the set name you are looking for and

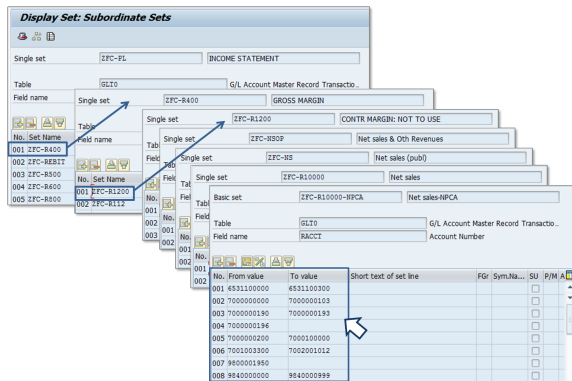
	PF2	WP2
Balance sheet	ZFC-BALANCE	ZFC-BALANCE
Profit and Loss	ZFA-PL	N/A




STEP 3

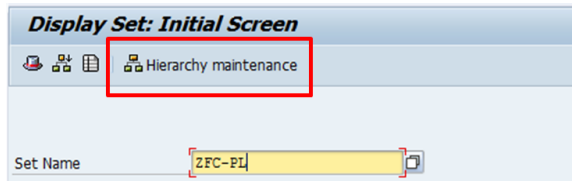
You can drill down by clicking on a group.

At last you find the accounts that are included in the group.

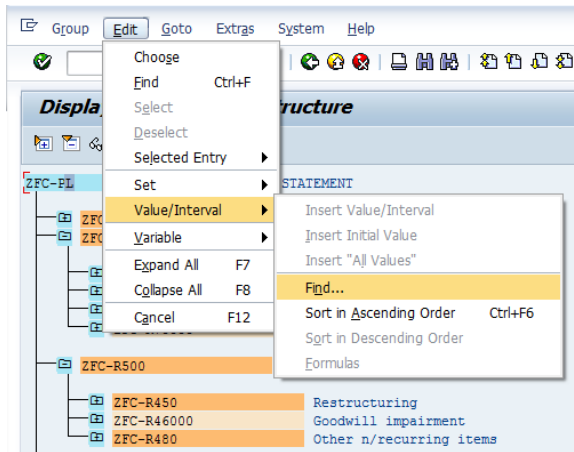


If you want to know in which group an account is included,

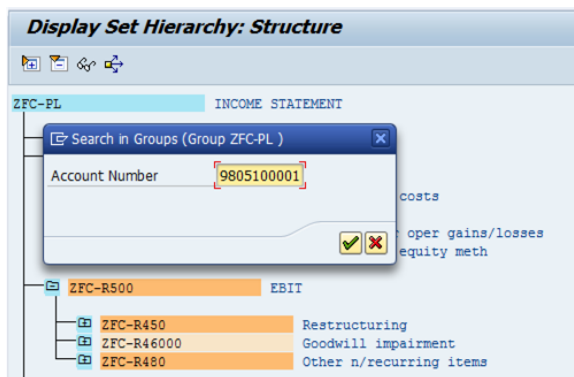
Enter the set name, then click on  Hierarchy maintenance in the initial screen.



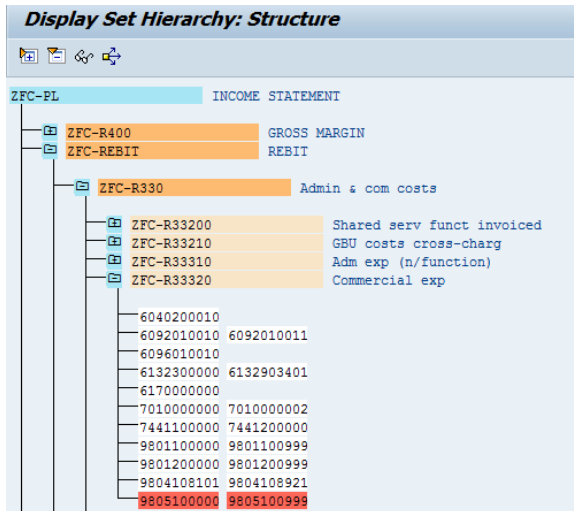
In the menu "Edit" select "Value /Interval" then "Find..."



Enter the account you are looking for and

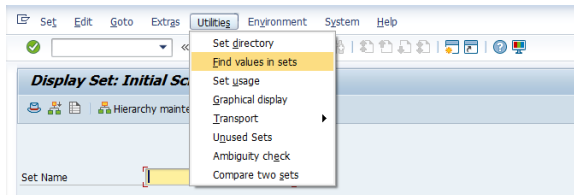


The account is highlighted



Transaction GS03 is also useful to identify all the sets related to one specific cost element.

In "utilities" option select "find values in sets".



Populate the adequate fields or use a variant already created. Click execute button.

Find Values in Sets

From value: 9200000064
 To value: 9200000064

Selection criteria

Set ID: ZFA-* to []
 Table Name: [] to []
 Field name: [] to []
 Created By: [] to []
 Creation date: [] to []
 Last Changed By: [] to []
 Last Changed On: [] to []

Output options

With usage
 Display values found

The expected result should be a list of all the sets where the cost element is allocated to.

Find Values in Sets

Cost Element Groups With value 9200000064

Set Name	Organisational Unit	Description	From value	To value
XCS-3043	COCA	Miscellaneous cost zero	9200000064	
ZCR0-REV	COCA	Creco ace assignment Re	9200000000	9200009999
ZRCS-096X	COCA	SALES	9200000064	
ZRCS-CROCD	COCA	FICTITIOUS COSTS (REV T	9200000000	9200999999
ZSO-IND28	COCA	INDIRECT COSTS Function	9200000049	9200000104