



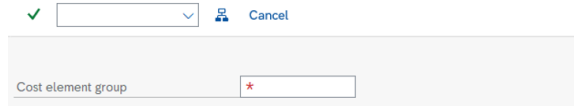
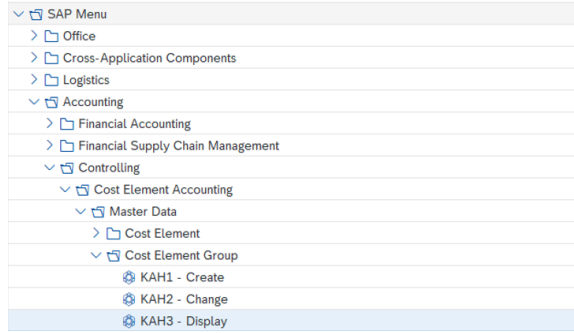
# KAH3 - Display cost element group

## STEP 1


Start the transaction using the menu path or transaction code


 KAH3 - Display

 Display cost element group: Initial Screen

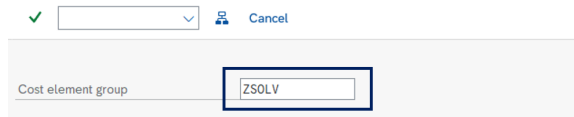


## STEP 2

Enter the name of the cost elements hierarchy and 

 There are 2 standard cost elements hierarchy

- ZSOLV: Rules - Cost element Group ZSOLV
- XCS-ALL: Rules - Cost element Group XCS-ALL



## STEP 3

The cost element group is displayed

