

# I settle WBS ( Work Breakdown Structure)

**Process:** Monthly costing and cost accounting closing

**Responsibility area:** Perform Costing Monthly Closing

## Finance Site SBS:

SU MAC processes the settlements of the three items below respecting the given time table:

- PM-orders,
- WBS-elements,
- CO-orders,

The processing includes dealing with the generated messages. SU MAC investigates the reasons for error messages, looks for modifications and corrections if possible, and restarts settlements if needed.

- If an error blocks further processing and cannot be solved by SU MAC, the issue must be communicated to a contact in the area of plant maintenance.
- After having received the solution and corrections, SU MAC acts by launching a second time the corresponding transactions.
- Furthermore, SU MAC checks if the orders and the WBS treated in this procedure are completely settled.

## Responsibilities of other functions:

- The processing of PM-orders and WBS-elements for maintenance and fixed asset operations can lead to a result with technical errors.
- In this case SU MAC must contact the local plant maintenance team, which is responsible for making the necessary corrections



Based on group core rules, all costs for maintenance and investment for fixed assets must be posted on special orders, created in the module of plant maintenance (PM). The cost of the orders are allocated to define maintenance and investment projects, created in the project system and defined in a hierarchy – work breakdown structure (WBS), where actual and budget figures can be compared.

## Scope



WW

WP2  
PF2

## Frequency



## References

- [OP.005](#)
- [OP.005](#)

## Attachments

N/A

I settle WBS ( Work Breakdown Structure)

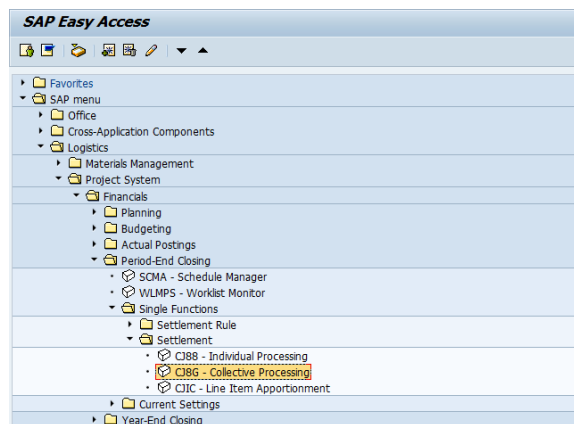
## Guideline

All internal and PM orders should be settled as explained in [I settle internal Orders and PM orders](#).

STEP 1

Start the transaction using the menu path or transaction code

**CJ8G - Collective Processing**



Actual Settlement: Project /WBS Elements/Networks : initial screen

**Actual Settlement: Projects/WBS Elements/Networks**

Selection variant

Parameters

Settlement period  Posting period   
 Fiscal Year  Asset Value Date   
 Processing type

Processing Options

Background Processing  
 Test Run  
 Detail List  
 Check trans. data

Layouts

**STEP 2**

**Choose a defined selection variant**

Click on  beside the field "selection variant"

Look for the variant and click on it

**Actual Settlement: Projects/WBS Elements/Networks**

Selection variant

Parameters

Settlement period  Posting period   
 Fiscal Year  Asset Value Date   
 Processing type

Processing Options

Background Processing  
 Test Run  
 Detail List  
 Check trans. data

Layouts

Project selection variants

Variant catalog for program RKPSEL00

Variant name	Short Description
7154_SCMA	ALL WBS SETTLEMENT 7154
7214_LESROCHES	
7405WBS	7405 wbs
7405_CLOS OTC	7405_CLOSE(OTC)
7405_CLOSING	7405_CLOSING(PS)
7418_CLOSING	7418 WBS elements
7424_INVEST	7424 Investment => to Au
7439_PS	
7499_CLOSING	7499 WBS elements
7512_CLAMECY P	

**STEP 3**

1. Enter the settlement period
2. Enter the fiscal year
3. A test run can be made before, in order to check for possible errors.
4. Mark (optional) 'Detail list'

Execute 

**Actual Settlement: Projects/WBS Elements/Networks**

Selection variant

Parameters


Settlement period  Posting period   
 Fiscal Year  Asset Value Date   
 Processing type

Processing Options

Background Processing  
 Test Run  
 Detail List  
 Check trans. data

Layouts

**STEP 4**

1. Check to see if there are error messages
2. Click on  to display messages

**Actual Settlement: Projects/WBS Elements/Networks Basic list**

2

**Selection**

Selection Parameters	Value	Name
Selection variant	7418_CLOSING	7418 WBS elements
Period	009	
Posting period	009	
Fiscal Year	2015	
Processing type	1	Automatic
Posting Date	30.09.2015	
Controlling Area	2026	Rhodia Asia Pacific
Currency	USD	United States Dollar
Value date	30.09.2015	

**Processing Options**

Selection Parameters	Value
Execution type	Settlement executed
Processing mode	Test run


Processing completed with errors

Number of me.	Max. message type	Error messages	Warning messages	Information messages
1	1	1		

**Statistics**

Processing category	Number
Settlement executed	
No change	58
Not relevant	19
Inappropriate status	51
Error	1
	<b>129</b>


**STEP 5**

For messages with a red circle , it means that there are some errors in the settlement, which must be corrected.

- Complete Allocation Structure
- KD205 - Maintain the settlement rule of the sender

**STEP 6**

Once all error messages are cleared, re-open transaction CJ8G and uncheck the test mode

and execute 

**Actual Settlement: Projects/WBS Elements/Networks**

Selection variant: 7418\_CLOSING


**Parameters**

Settlement period: 9      Posting period: 9  
 Fiscal Year: 2015      Asset Value Date:   
 Processing type: Automatic

**Processing Options**

Background Processing  
 Test Run  
 Detail List      Layouts  
 Check trans. data

**STEP 7**

To view the detailed list of settlements click on 

**Actual Settlement: Projects/WBS Elements/Networks Basic list**

2

**Selection**

Selection Parameters	Value	Name
Selection variant	7418_CLOSING	7418 WBS elements
Period	009	
Posting period	009	
Fiscal Year	2015	
Processing type	1	Automatic
Posting Date	30.09.2015	
Controlling Area	2026	Rhodia Asia Pacific
Currency	USD	United States Dollar
Value date	30.09.2015	

**Processing Options**

Selection Parameters	Value
Execution type	Settlement executed
Processing mode	Update run

Processing completed with no errors

1

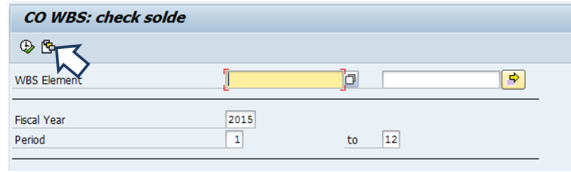
**Statistics**

Processing category	Number
Settlement executed	129
No change	
Not relevant	
Inappropriate status	
Error	
	<b>129</b>


**STEP 1**

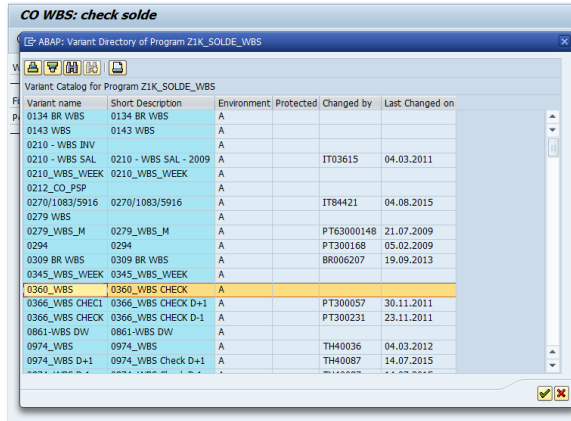
To check if WBS orders are settled, use the report **Z1K\_SOLDE\_WBS**

Look for a variant with 




**STEP 2**

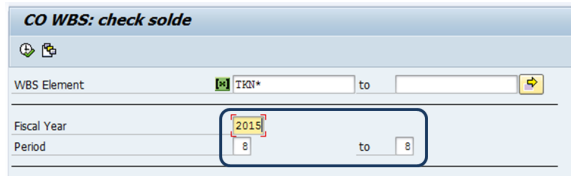
Double click on the variant you want or select it and click on 



Variant name	Short Description	Environment	Protected	Changed by	Last Changed on
0134 BR WBS	0134 BR WBS	A			
0143 WBS	0143 WBS	A			
0210 - WBS INV		A			
0210 - WBS SAL	0210 - WBS SAL - 2009	A		IT03615	04.03.2011
0210_WBS_WEEK	0210_WBS_WEEK	A			
0212_CO_PSP		A			
0270/1083/5916	0270/1083/5916	A		IT84421	04.08.2015
0279 WBS		A			
0279_WBS_M	0279_WBS_M	A		PT63000148	21.07.2009
0294	0294	A		PT300168	05.02.2009
0309 BR WBS	0309 BR WBS	A		BR006207	19.09.2013
0345_WBS_WEEK	0345_WBS_WEEK	A			
0360_WBS	0360_WBS CHECK	A			
0366_WBS CHECK1	0366_WBS CHECK D+1	A		PT300057	30.11.2011
0366_WBS CHECK	0366_WBS CHECK D-1	A		PT300231	23.11.2011
0861-WBS DW	0861-WBS DW	A			
0974_WBS	0974_WBS	A		TH40036	04.03.2012
0974_WBS D+1	0974_WBS Check D+1	A		TH40087	14.07.2015

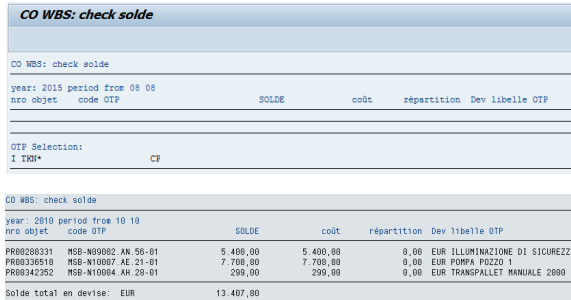
**STEP 3**

Enter the period and execute 



When the report doesn't display a value in the column 'solde' the WBS elements are completely settled in the selected period.


*Example of a WBS element that is not balanced*



year: 2015 period from 08 08	nro objet	code OTP	SOLDE	coût	répartition	Dev libelle	OTP
CO WBS: check solde							
year: 2015 period from 08 08							
nro objet code OTP SOLDE coût répartition Dev libelle OTP							
OTP Selection:							
I TR01* CF							
CO WBS: check solde							
year: 2015 period from 10 10							
nro objet code OTP SOLDE coût répartition Dev libelle OTP							
PR00288331	MSB-N09002	AN 56-01	5.400,00	5.400,00	0,00	EUR ILLUMINAZIONE 01 SICUREZZA	
PR00338510	MSB-N10007	AE 21-01	7.700,00	7.700,00	0,00	EUR POMPÀ PREZZO 1	
PR00342292	MSB-N10004	AN 20-01	200,00	200,00	0,00	EUR TRANSPALLET MANUALE 2000 Kg	
Solde total en devise: EUR			13.407,80				

## Workflow history

This view shows the 5 most recent entries. The complete workflow log is available from the 'Document Activity' menu item.

Sept 15, 2025	Actor	Type	Activity	Version
Published	 PONGTHAM, Piyaporn	Edit	updated the page at 12:51 pm	
Jun 13, 2016	Sylvain Michel Alexandre Pingot	State	changed state to <b>Published</b> at 2:02 pm (Space Initialization)	v5
Draft	Sylvain Michel Alexandre Pingot	State	gave <i>Approvers</i> approval at 2:02 pm	
		State	changed state to <b>Draft</b> at 2:02 pm	v5

From Sept 07, 2015 to Feb 09, 2016

Alexandra Lepercq and ROLLIER,  
Charlotte

Edit

multiple updates from  
R, Charlotte

Alexandra Lepercq and

ROLLIE

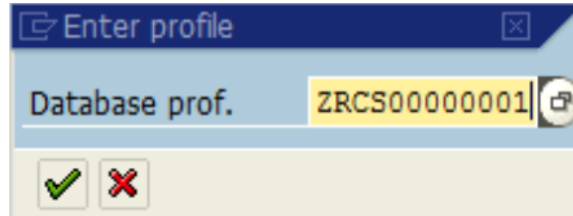
ROLLIER, Charlotte

Edit

created the page at 6:26 pm

STEP 1

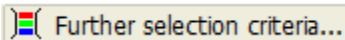
To check if WBS orders are settled,  
use the transaction CJI3 and choose  
database profile « ZRCS00000001 »



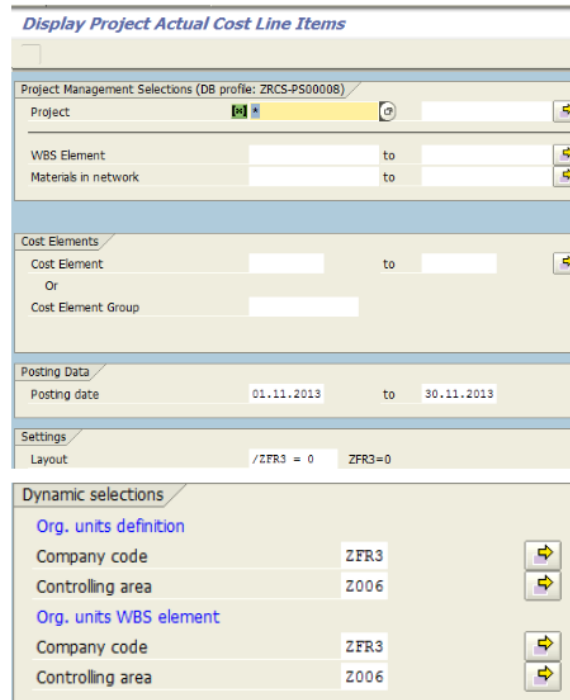
STEP 2

Insert « \* » to select all projects

Click



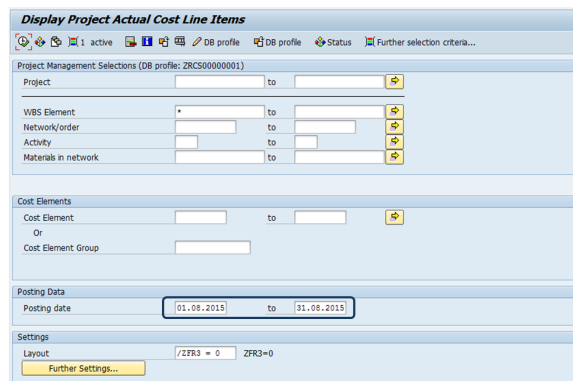
and select the company code and  
controlling area for "Organization units  
definition" and "Organization units  
WBS element":



STEP 3

Enter the period

and execute



STEP 4




The total of the column "Value in Obj. Crcy" must be equal to zero when wbs elements are settled

Display Actual Cost Line Items for Projects						
Document		Master Record				
Layout	ZFR3 = 0		ZFR3=0			
Object	WBS CN.BBS...		Blue Star...			
Cost Element	98100400	To	99430134	SA/SERVICES/HOME...		
Posting Date	01.06.2015	To	30.06.2015			
WBS Element	Doc. Date	Cost Element	Cost element descr.	±	Value in Obj. Crcy	TCurr
CH.577971.1ZFPRHTR				-	0.00	
CH.577971.1ZFPROTC				-	0.00	
CH.577971.1ZFPRPTP				-	0.00	
CH.577971.1ZFPRRTR				-	0.00	
CH.577971.1ZFDENGT1				-	0.00	
CH.577971.1ZFDEOTC1				-	0.00	
CH.577971.4274ISAPPL				-	0.00	
				+-	0.00	

If all WBS have been settled (all have zero balance) means that this procedure was successfully done.

## Workflow history

This view shows the 5 most recent entries. The complete workflow log is available from the 'Document Activity' menu item.

Dec 03, 2025	Actor	Type	Activity	Version
Published	CHANSRI, Surachet	State	changed state to <b>Published</b> at 6:34 am	v43
Draft	CHANSRI, Surachet	State	gave <i>Approvers</i> approval at 6:34 am	
Sept 15, 2025				
	 PONGTHAM, Piyaporn	Edit	updated the page at 12:52 pm	
	 PONGTHAM, Piyaporn	State	changed state to <b>Draft</b> at 10:52 am	v40
Sept 03, 2024				
Published	 Gomes, Susana	Edit	updated the page at 11:32 am	
		State	changed state to <b>Published</b> at 9:33 am	v39