

ZWFA123A - Revaluation Variances Analysis Report

STEP 1

Use transaction code: ZWFA123A

i ZWFA123A - Revaluation Variances Analysis Report : Initial screen

STEP 2

1. Tick the "Inventory Revaluation (M-1 & M)" field
2. **Month:** Enter the closing month
3. **Year:** Enter the fiscal year
4. **Costing variant:** Go to CK40N > Open the information for the company you will run the report (for example 7424 - 7424SCE) > Open General Data, you will find the Costing Variant in the first field inside the box.
5. **Plant:** Use the plant you retrieved on the costing run report (you need to run a separately report for each plant, because of the combination "material and plant)

STEP 3

On the task bar select "Program" and "Process in Background"

STEP 4

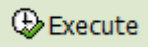
Go to transaction: SM37

i SM37 - Simple job selection:
Initial screen

STEP 5

1. **Job name:** ZWFAR57500_V2
2. **User name:** Your user ID
3. **Date:** The date you scheduled the job

STEP 6

Click on  and check the display of the job:

Job	Spool list	Job documentation	Job CreatedBy	Status	Start date	Start time	Duration(sec.)	Delay (sec.)
ZWFAR57500_V2			BRS0042	Active	26.02.2015	13:17:01	2,102	1
ZWFAR57500_V2			BRS0042	Active	26.02.2015	13:18:18	2,028	1
ZWFAR57500_V2			BRS0042	Finished	26.02.2015	13:16:17	230	1
ZWFAR57500_V2			BRS0042	Finished	26.02.2015	13:17:18	14	0
ZWFAR57500_V2			BRS0042	Finished	26.02.2015	13:17:33	221	1
ZWFAR57500_V2			BRS0042	Finished	26.02.2015	13:17:48	517	0
ZWFAR57500_V2			BRS0042	Finished	26.02.2015	13:18:04	723	1
ZWFAR57500_V2			BRS0042	Finished	26.02.2015	13:18:14	828	0
*Summary							6,660	5

STEP 7

Double click on the generated spool.
To open the report, Click on icon under "Type" column.

Spool no.	Type	Date	Time	Status	Pages	Title
250718		26.02.2015	13:32	-	114	LIST1S LP01 ZWFAR5750BR5

STEP 8

After the report is displayed, go to "Settings" and insert 99999 on field "To page"

STEP 9

Save the file in your computer as ""



Plant' Revaluation Variance – Month' Year".

Open it and exclude the blank columns in order to fit the information in the spreadsheet [SBS-FRM-DRTR-02-012 Plant Revaluation Variance – Month' Year.xls](#)

	A	B	C
1			
2	Plnt	Material	Material Description
3	0248	21333	PMP FLAKES - CARDBOARD BOX 25 KG
4	* 0248	21333	
5			

Workflow history

This view shows the 5 most recent entries. The complete workflow log is available from the 'Document Activity' menu item.

Jun 13, 2016	Actor	Type	Activity	Version
Published	Sylvain Michel Alexandre Pingont	State	changed state to Published at 2:02 pm (Space Initialization)	v11
Draft	Sylvain Michel Alexandre Pingont	State	gave <i>Approvers</i> approval at 2:02 pm	
		State	changed state to Draft at 2:02 pm	v11
From Mar 11, 2016 to Mar 24, 2016				
	Loredana Farcas and ROLLIER, Charlotte	Edit	multiple updates from  Loredana Farcas and ROLLIER, Charlotte	
	 Loredana Farcas	Edit	created the page at 11:50 am	