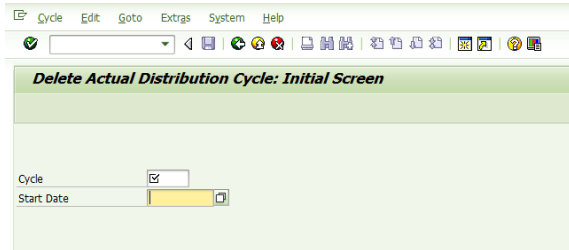


# KSV4 - Delete Actual Distribution Cycle

## STEP 1

**i** The only situation where you would delete a cycle is if it was created in error and never used.

In case the cycle has run, the better way to proceed is to close cycle for the following period by modifying the ending date of the cycle.

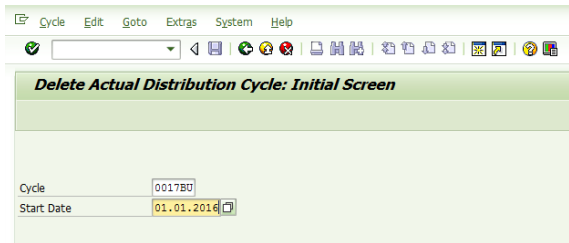


Start the transaction using transaction code KSV4.

## STEP 2

Enter the cycle code and the starting date

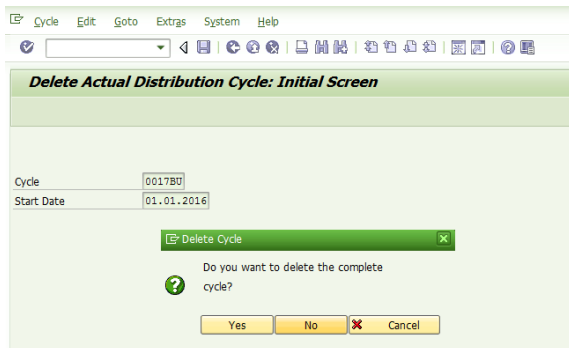
and



## STEP 3

It will show a message to Validate the Deletion or not.

Click "Yes" to Delete the Cycle or "No" to not perform the deletion.



## STEP 4

Cycle is now deleted. A message will show in the bottom of the screen.

Cycle Edit Goto Extras System Help

✓ [dropdown] [back] [refresh] [cancel] [print] [help] [info] [error] [warning] [success]

### Delete Actual Distribution Cycle: Initial Screen

Cycle	0017BU
Start Date	01.01.2016

✓ Cycle 0017BU, starting date 01.01.2016 has been deleted 