

# ZWFA123A - Revaluation Variances Analysis Report

**STEP 1**

Use transaction code: ZWFA123A

**i** ZWFA123A - Revaluation Variances Analysis Report : Initial screen

**STEP 2**

1. Tick the "Inventory Revaluation (M-1 & M)" field
2. **Month:** Enter the closing month
3. **Year:** Enter the fiscal year
4. **Costing variant:** Go to CK40N > Open the information for the company you will run the report (for example 7424 - 7424SCE) > Open General Data, you will find the Costing Variant in the first field inside the box.
5. **Plant:** Use the plant you retrieved on the costing run report (you need to run a separately report for each plant, because of the combination "material and plant)

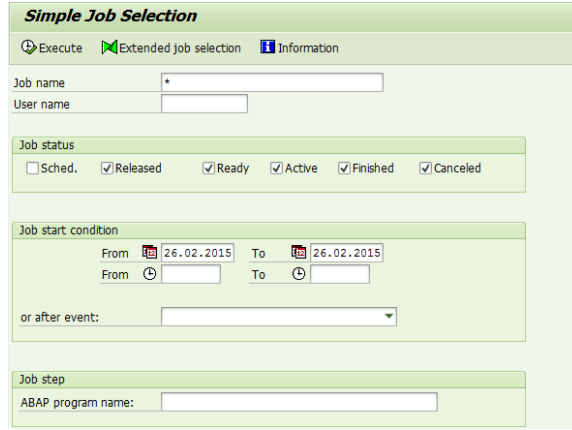
**STEP 3**

On the task bar select "Program" and "Process in Background"

**STEP 4**

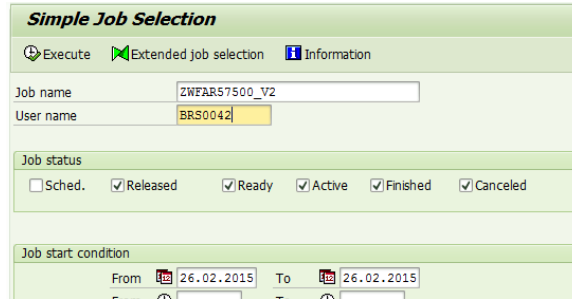
Go to transaction: SM37

**i** SM37 - Simple job selection:  
Initial screen

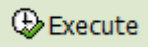


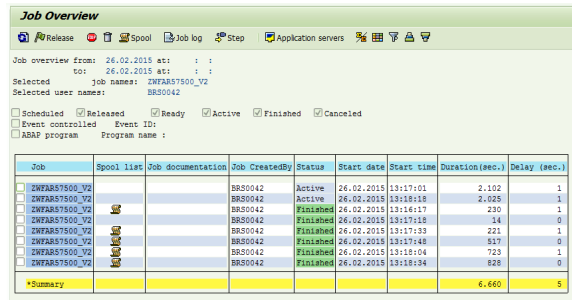
**STEP 5**

1. **Job name:** ZWFAR57500\_V2
2. **User name:** Your user ID
3. **Date:** The date you scheduled the job



**STEP 6**

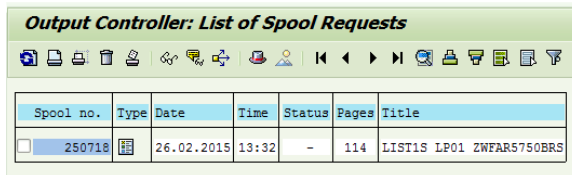
Click on  and check the display of the job:



| Job             | Spool list | Job documentation | Job CreatedBy | Status   | Start date | Start time | Duration(sec.) | Delay (sec.) |
|-----------------|------------|-------------------|---------------|----------|------------|------------|----------------|--------------|
| ZWFAR57500_V2   |            |                   | BRS0042       | Active   | 26.02.2015 | 13:17:01   | 2.102          | 1            |
| ZWFAR57500_V2   |            |                   | BRS0042       | Active   | 26.02.2015 | 13:18:18   | 2.028          | 1            |
| ZWFAR57500_V2   |            |                   | BRS0042       | Finished | 26.02.2015 | 13:16:17   | 230            | 1            |
| ZWFAR57500_V2   |            |                   | BRS0042       | Finished | 26.02.2015 | 13:17:18   | 14             | 0            |
| ZWFAR57500_V2   |            |                   | BRS0042       | Finished | 26.02.2015 | 13:17:33   | 221            | 1            |
| ZWFAR57500_V2   |            |                   | BRS0042       | Finished | 26.02.2015 | 13:17:48   | 517            | 0            |
| ZWFAR57500_V2   |            |                   | BRS0042       | Finished | 26.02.2015 | 13:18:04   | 723            | 1            |
| ZWFAR57500_V2   |            |                   | BRS0042       | Finished | 26.02.2015 | 13:18:14   | 828            | 0            |
| <b>*Summary</b> |            |                   |               |          |            |            | <b>6.660</b>   | <b>5</b>     |

**STEP 7**

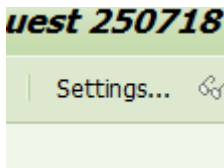
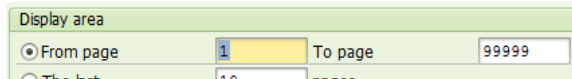
Double click on the generated spool.  
To open the report, Click on icon under "Type" column.



| Spool no. | Type | Date       | Time  | Status | Pages | Title                    |
|-----------|------|------------|-------|--------|-------|--------------------------|
| 250718    |      | 26.02.2015 | 13:32 | -      | 114   | LIST1S LP01 ZWFAR5750BR5 |

**STEP 8**

After the report is displayed, go to "Settings" and insert 99999 on field "To page"

**STEP 9**

Save the file in your computer as "

**Plant' Revaluation Variance – Month' Year**".

Open it and exclude the blank columns in order to fit the information in the spreadsheet [SBS-FRM-DRTR-02-012 Plant Revaluation Variance – Month' Year.xls](#)

|   | A      | B        | C                                |
|---|--------|----------|----------------------------------|
| 1 |        |          |                                  |
| 2 | Plnt   | Material | Material Description             |
| 3 | 0248   | 21333    | PMP FLAKES - CARDBOARD BOX 25 KG |
| 4 | * 0248 | 21333    |                                  |
| 5 |        |          |                                  |