

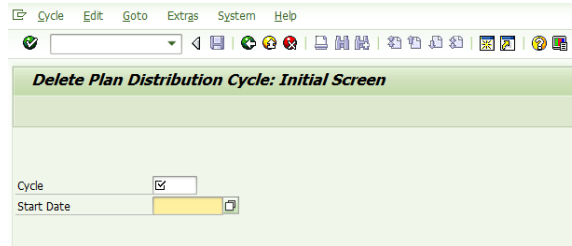
KSVA - Delete Plan Distribution Cycles

STEP 1

i The only situation where you would delete a cycle is if it was created in error and never used.

In case the cycle has run, the better way to proceed is to close cycle for the following period by modifying the ending date of the cycle.

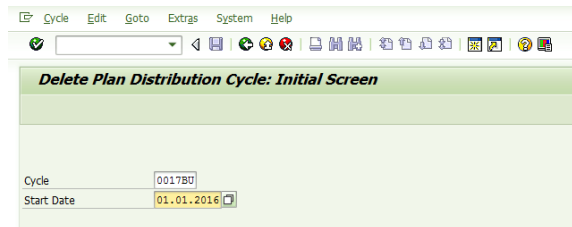
Start the transaction using transaction code KSVA.



STEP 2

Enter the cycle code and the starting date

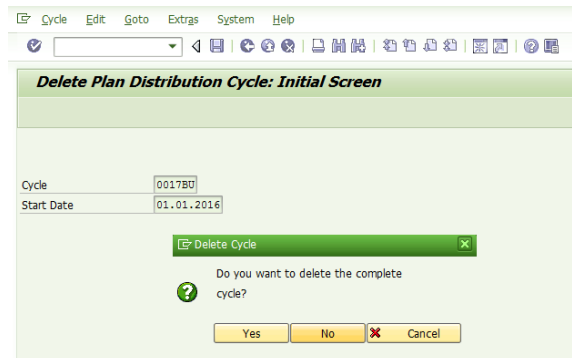
and 



STEP 3

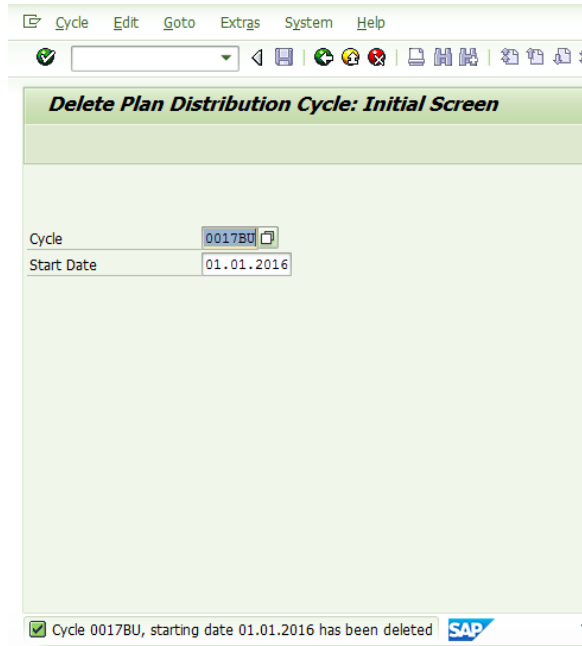
It will show a message to Validate the Deletion or not.

Click "Yes" to Delete the Cycle or "No" to not perform the deletion.



STEP 4

Cycle is now deleted. A message will show in the bottom of the screen.



Workflow history

This view shows the 5 most recent entries. The complete workflow log is available from the 'Document Activity' menu item.

Jun 13, 2016	Actor	Type	Activity	Version
Published	Sylvain Michel Alexandre Pingont	State	changed state to Published at 2:02 pm (Space Initialization)	v5
Draft	Sylvain Michel Alexandre Pingont	State	gave <i>Approvers</i> approval at 2:02 pm	
		State	changed state to Draft at 2:02 pm	v5
Mar 11, 2016				
	Alves, Sofia and OLIVEIRA, Carla	Edit	multiple updates from Alves, Sofia and OLIVEIRA, Carla	
	Alves, Sofia	Edit	created the page at 1:07 pm	