


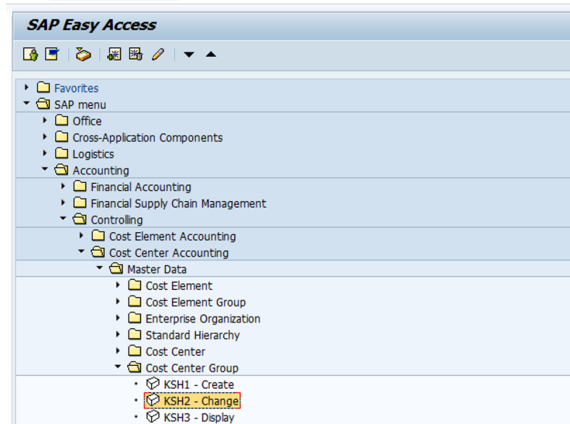
# KSH2 - Maintain the ZCBS alternative hierarchy


 When a change is done in the ZCBS hierarchy (creation/change/deletion) of group, it must be performed in all controlling areas ([Rules - CO structure](#)): 6 controlling areas in WP1 & 1 controlling area in PF1 + Acetow for the CBS part of the hierarchy.

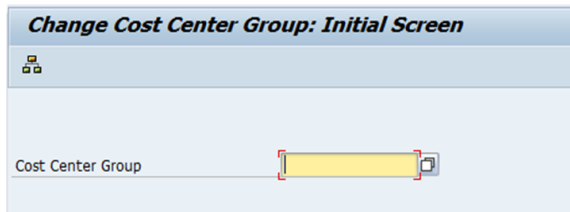
## STEP 1

Start the transaction using the menu path or transaction code KSH2

Double-click 



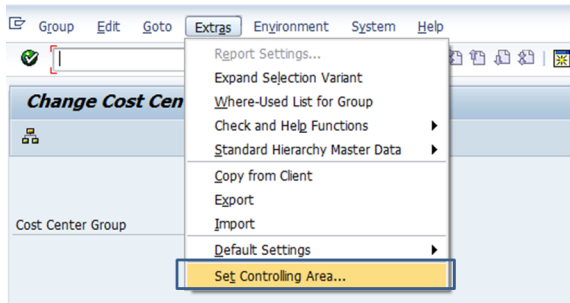
 Change Cost Center Group : Initial Screen



## STEP 2

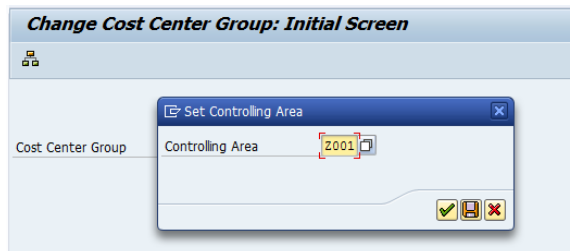
In WP1, the structure needs to be amended in each controlling area. Start by setting the controlling area and click on "Extras" then "Set Controlling Area"

and 

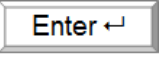


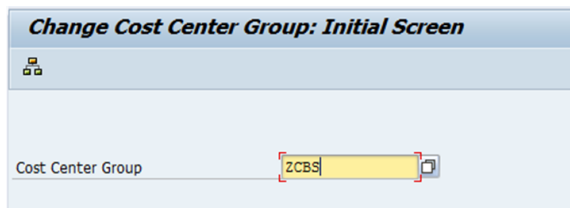
Enter the first controlling area and





## STEP 3


Enter the group ZCBS or one of its subgroup and 

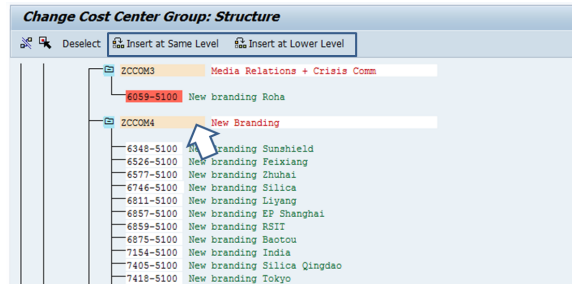


STEP 4

Perform changes in the hierarchy


- KSH2 - Create a group in a cost center hierarchy

And save 



STEP 5

Perform the same changes in other controlling areas

 The description used in the BW report comes from the controlling area Z013. Be careful when enter the description in this controlling area.

