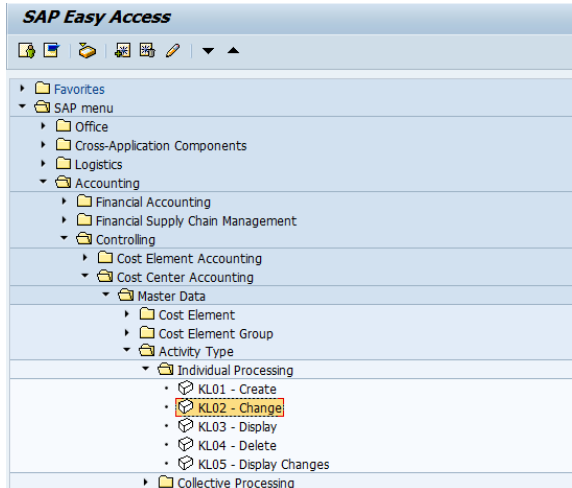



KL02 - Change Activity Type

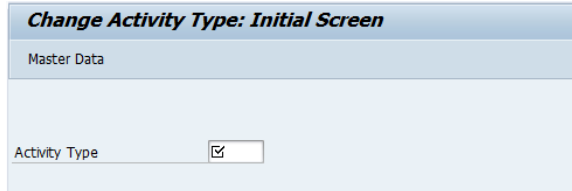
STEP 1

Start the transaction using the menu path or transaction code KL02

Double-click 




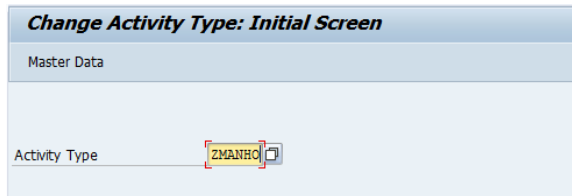
 Change Activity Type: Initial Screen



STEP 2

Enter the activity type to be changed

Click  or



STEP 3

Perform changes, in the tab "Basic data"

For instance you can select several cost centers categories by clicking on




Then continue

When all changes are performed, save



A message displays that the activity type is changed

 Activity type has been changed

