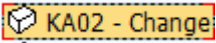
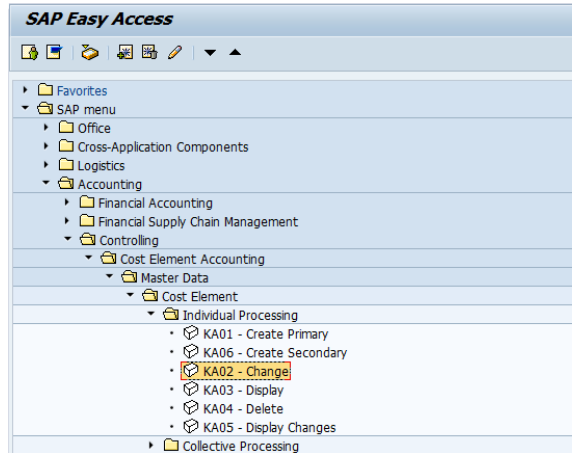



# KA02 - Change a cost element

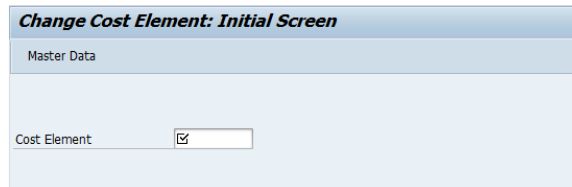
## STEP 1

Start the transaction using the menu path or transaction code KA02

Double-click 




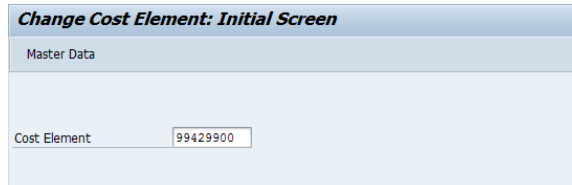
 Change cost element: Initial Screen



## STEP 2

Enter the code of the cost element to be updated

Click  or




## STEP 3

Perform changes

save 

A message displays that the cost element has been changed

 Cost element has been changed

