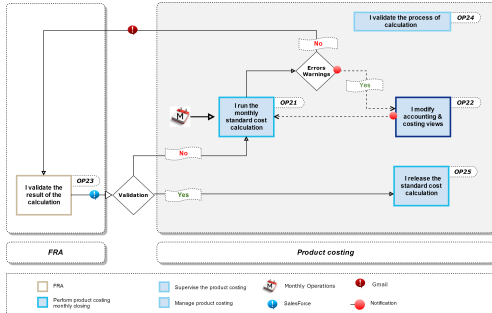


# I release the standard cost calculation

Process: **Product Costing**

Responsibility area: **Perform product costing monthly closing**

The costing should be marked and the release scheduled after validation of the FRA on D-1 - 12pm





## Guideline

The FRA must send by D-1 - 12pm its validation

### Check Point


After completing the first 4 steps, the plant controller should analyze if the standard prices are correct and correct eventual errors. The next steps "Marking" and "Release" are only performed after plant controller approval. Before the marking, the first 4 steps can always be executed as much times as needed and must be repeated after controllers corrections to confirm that the errors were solved.

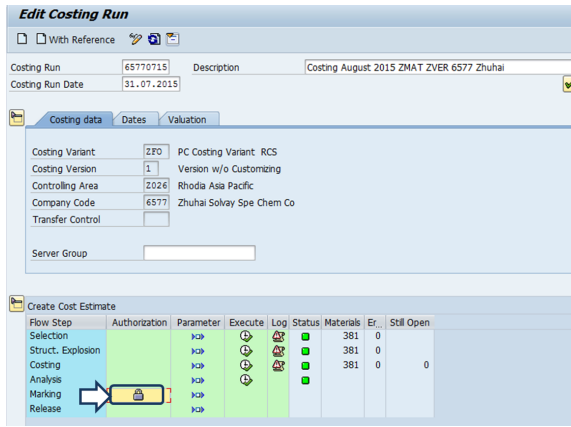
! You can go to the step "Marking" when you receive the approval of the FRA

All error  & warning  messages are cleared (in some cases it is not possible to clear warning messages but at least a deep analysis must be performed)

Flow Step	Authorization	Parameter	Execute	Log	Status	Materials	Er.	Still Open
Selection						381	0	
Struct. Explosion						381	0	
Costing						381	0	0
Analysis								
Marking								
Release								

### STEP 1

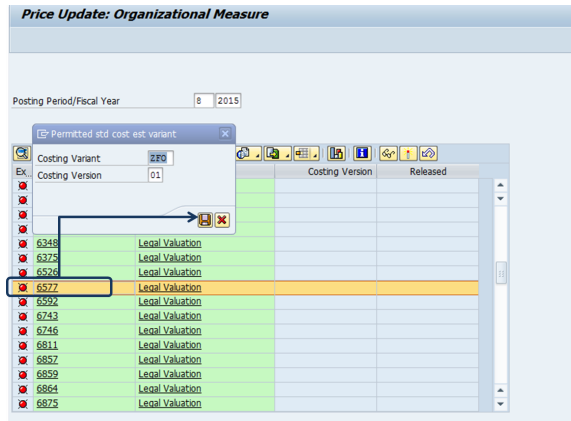
Click on the icon  column « Authorization » / line « Marking » to unlock the padlock.





**STEP 2**

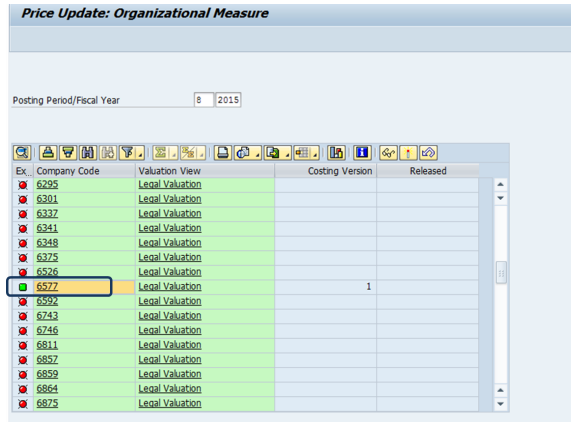
All the company appear: when there is a green square, the padlock is open, if the square is red, the padlock is closed.

Click on the company code you want to open and save 




There is a green square  the costing in the company 6577 can be marked & released


Go back by clicking 

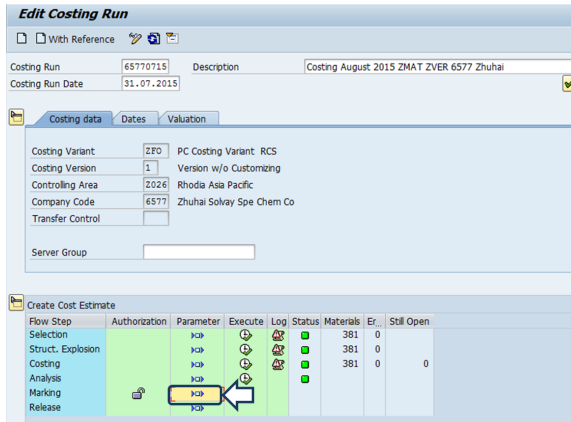


**STEP 3**

The padlock is open 



The cycle can continue with the marking.

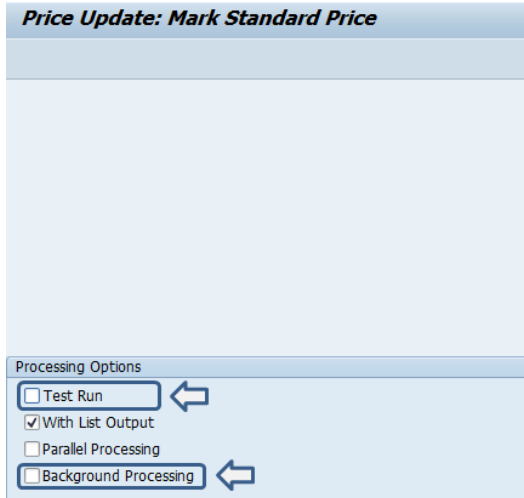
Click on the icon  of column **Parameter** on the line **Marking**.





**STEP 4**

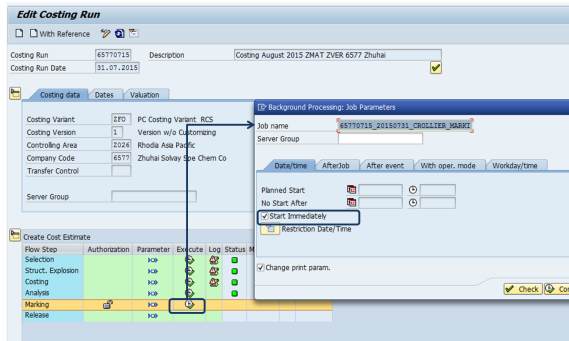
1. Uncheck the test mode.
2. Uncheck "Background Processing"


Save  and go back by clicking 

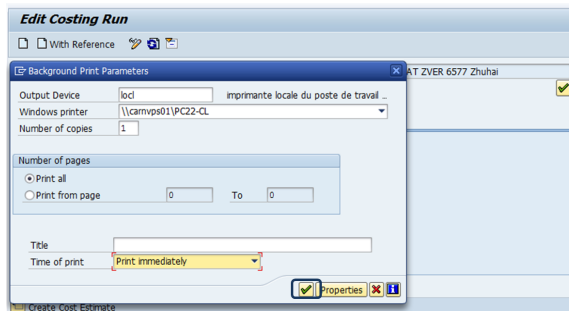


**STEP 5**


1. Click on  in the column **Execute** / line **Marking**
2. Check **Start Immediately**
3. Click on  **Confirm**



The screen "**Background Print Parameters**" appear, click on 



**STEP 6**

 **After the Marking step is finished, all the materials should be valued.**

Flow Step	Authorization	Parameter	Execute	Log	Status	Materials	Er.	Still Open
Selection			<input type="checkbox"/>			7007	0	
Struct. Explosion			<input type="checkbox"/>			7007	0	0
Costing			<input type="checkbox"/>			7007	0	
Analysis			<input type="checkbox"/>					
Marking			<input checked="" type="checkbox"/>			7006	0	1
Release			<input type="checkbox"/>					

We should not have materials "still open".

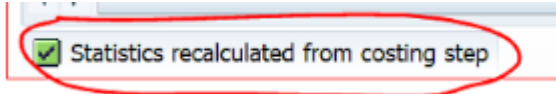
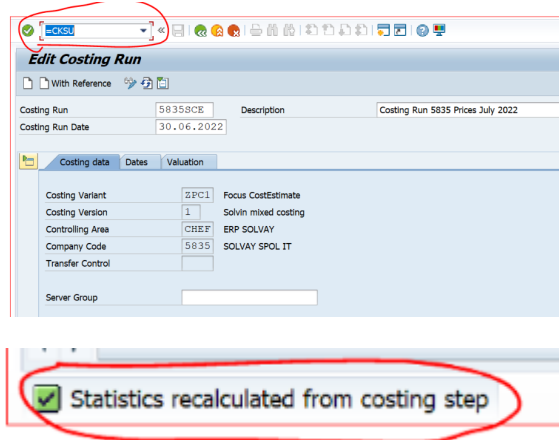
## Still Open" Materials?

1. Go to CK40N (Edit mode), of the respective Costing run 5835SCE & Date

2. Enter the =CKSU in T-CODE command bar

3. Press enter.

Then, this message will appear and the error will be resolved.




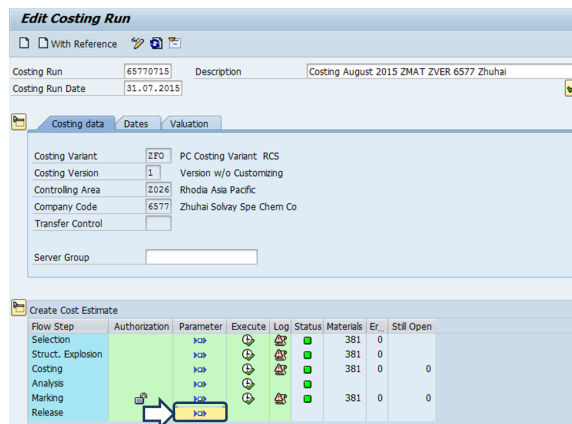
### NOTE:

If you have errors, you must identify them by checking the "Log".

The errors should be checked and rectified if possible in the current month. To avoid the same to happen on the next costing run.



**STEP 1**

The cycle continues with the validation. Click on the icon  in the column **Parameter** / line **Release**



**STEP 2**

1. Uncheck the test mode.
2. Check "with list output"
3. Check "Background Processing"
4. Check Parallel Processing

Save  and go back by clicking 



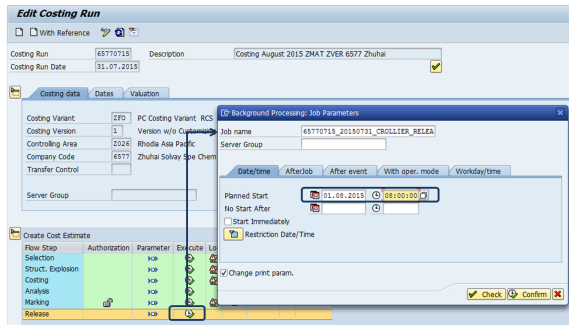
**STEP 3**

1. Click on  in the column **Execute** / line **Rel**

ease"

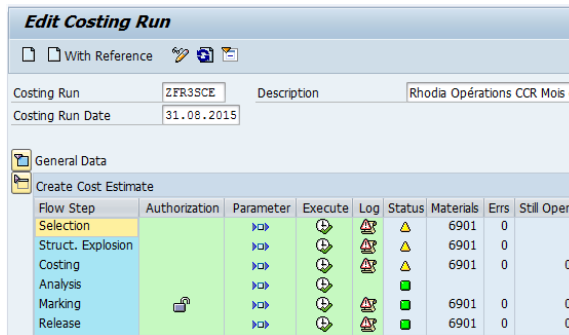
2. Enter the starting date and time

The costing is planned to be released the **1st day of the month during the night**. The time depends on the company code.



**STEP 4**

- Check at D1 if the job run:
  - In **SM37**;
  - And inside of **CK40N** in Log.



## Workflow history

This view shows the 5 most recent entries. The complete workflow log is available from the 'Document Activity' menu item.

Oct 01, 2019	Actor	Type	Activity	Version
Published	Alves, Sofia	Edit	updated the page at 10:34 am	
<b>Jul 06, 2016</b>				
	ROLLIER, Charlotte	State	changed state to <b>Published</b> at 4:12 pm	v23
To be approved	ROLLIER, Charlotte	State	gave <i>Approvers</i> approval at 4:12 pm	
		State	changed expiry date to '11 Jul, 2016 04:12 pm' at 4:12 pm	
		State	changed state to <b>To be approved</b> at 4:12 pm	v23
For Review	ROLLIER, Charlotte	State	gave <i>Reviewers</i> approval at 4:12 pm	
		State	changed expiry date to '11 Jul, 2016 04:12 pm' at 4:12 pm	
		State	changed state to <b>For Review</b> at 4:12 pm	v23
Draft	ROLLIER, Charlotte	State	changed state to <b>Draft</b> at 4:12 pm	v23

## Workflow history

This view shows the 5 most recent entries. The complete workflow log is available from the 'Document Activity' menu item.


Jul 06, 2016	Actor	Type	Activity	Version
Published	ROLLIER, Charlotte	State	changed state to <b>Published</b> at 4:12 pm	v8
To be approved	ROLLIER, Charlotte	State	gave <i>Approvers</i> approval at 4:12 pm	














		State	changed expiry date to '11 Jul, 2016 04:12 pm' at 4:12 pm	
		State	changed state to <b>To be approved</b> at 4:12 pm	v8
<b>For Review</b>	ROLLIER, Charlotte	State	gave <i>Reviewers</i> approval at 4:12 pm	
		State	changed expiry date to '11 Jul, 2016 04:12 pm' at 4:12 pm	
		State	changed state to <b>For Review</b> at 4:12 pm	v8
<b>Draft</b>	ROLLIER, Charlotte	State	changed state to <b>Draft</b> at 4:12 pm	v8
From Sept 09, 2015 to Mar 11, 2016				
<b>Approved</b>	Cátia Carujo , Alexandra Lepercq and ROLLIER, Charlotte	Edit	multiple updates from  Cátia Carujo , Alexandra Lepercq and ROLLIER, Charlotte	

On D1, the first thing to do is to check that the costing was released during the night

**STEP 1**







Open the costing run using the message in the CK40N

Click on  in the column « Log » / line « Release »

Flow Step	Authorization	Parameter	Execute	Log	Status	Materials	Errs	Still Open
<b>Selection</b>		>>				381	0	
Struct. Explosion		>>				381	0	
Costing		>>				381	0	0
Analysis		>>						
Marking		>>				381	0	0
<b>Release</b>		>>				381	0	0

**STEP 2**

Check that all cost estimates were updated successfully.

Exce...	Msg.typ	Ms...	Plant	Material	Σ Nu...	Area	Message Text	Itrn...
	I	019			1	CK...	Price change document 3001086867 posted	
	I				1	CK...	Price change document 3001086872 posted	
	I				1	CK...	Price change document 3001086874 posted	
	I	705			1	CK...	Of 381 materials, 381 cost estimates were updated successfully	
	I	790			1	CK...	***** Summary *****	
					5			