

ZZJ02 - R&D - Create Projects from XLS template

STEP 1

Analyse the document sent.

If there is any AUC in column "Settlement Receiver" it should be deleted because it will be fulfilled automatically by the transaction.

Project No	Project Name	Release	Settlement Receiver	Project Definition	Plant	WBS Element	Description	Plant Code	Plant Name	Plant Type	Plant Status	Plant Category	Plant Subcategory	Plant Group	Plant Subgroup	Plant Element	Plant Subelement	Plant Identification
3499	AS50 Hybrid PMS	R		AS50 Hybrid PMS	3499	ELUGSBL332	AS50 Hybrid PMS											AS5000
3499	AS50 Hybrid PMS	R		AS50 Hybrid PMS	3499	ELUGSBL332	AS50 Hybrid PMS											AS5000

STEP 2

Enter transaction **ZZJ02**

R&D - Create projects from XLS template

Report Selections

Controlling Area: **CHEF**

Release Project

Dialog run

Empty sheet

File name: _____

STEP 3

Deselect the field "Release Project".

Report Selections

Controlling Area: **CHEF**

Release Project

STEP 4

In the "File name" field, upload the Excel file received

R&D - Create projects from XLS template

Report Selections

Controlling Area: **CHEF**


Release Project

Dialog run

Empty sheet

File name: **asset\3918164\New RD Upload template 7 Mar 2016.xlsx**

STEP 5

Click on the "Execute"  in order to get to the following screen.

The information that is available on the chosen Excel file, is not displayed.





R D - Create projects from XLS template

Export to excel: Import from excel: Project/WBS/Sett. Rule

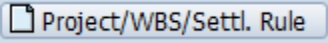
P	W	S	R	Project Definition	Pl-Def	Description	BA	Plant	WBS Element	Description	Plant Identification
✓	✓	✓	✓	ELUGSBL332	BLT	AS50 Hybrid PMS	3499	BLT	ELUGSBL332	AS50 Hybrid PMS	AS5000
✓	✓	✓	✓	ELUGSBL332	BLT	AS50 Hybrid PMS	3499	BLT	ELUGSBL332	AS50 Hybrid PMS	AS5000

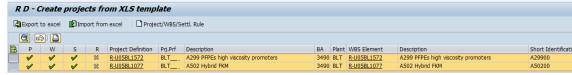
i The first 4 columns stand for:
P: Project / **W:** WBS / **S:** Settlement rule / **R:** Release

The "Release" column can have 4 different status:

	Ready to be created
	Created
	Error in creation
	Completed

STEP 6

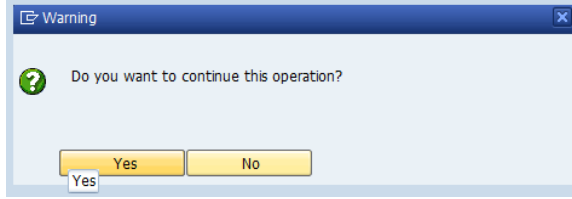
Select one or several lines and click on  in order to create a new project.



Project Definition	Description	BA	Part	WBS Element	Description	Short Identification
BLT_A299	PPFEs high viscosity promoters	3499	BLT	BLT_A299	PPFEs high viscosity promoters	A2990
BLT_A302	Hydro PMH	3499	BLT	BLT_A302	Hydro PMH	A3020


STEP 7

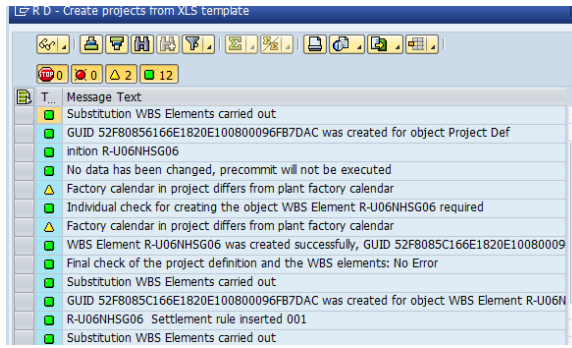
Click on "OK" when the warning message pops-up.




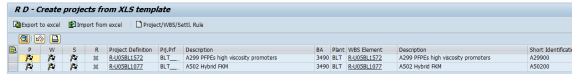
STEP 8

If no errors will be found, a similar screen will be displayed.

Click on  to continue.



The project created will show a flag  in columns **P**, **W** and **S**.



Project Definition	Description	BA	Part	WBS Element	Description	Short Identification
BLT_A299	PPFEs high viscosity promoters	3499	BLT	BLT_A299	PPFEs high viscosity promoters	A2990
BLT_A302	Hydro PMH	3499	BLT	BLT_A302	Hydro PMH	A3020