



KSV2 - Change Actual Distribution Cycle

STEP 1

Start the transaction using transaction code KSV2

 Change Actual Distribution Cycle: Initial Screen

 **Budget Distribution**
For budget distribution allocations insert KSV8.

Change Actual Distribution Cycle: Initial Screen


Cycle

Start Date

STEP 2

Enter the cycle code and the starting date

and ↵

 If you don't know the Starting Date, do not insert the date, ↵ and choose the most recent one.


Change Actual Distribution Cycle: Initial Screen

Cycle


Start Date

STEP 3

Open the Segment Overview dialog box

Click 

Change Actual Distribution Cycle: Header Data

 First segment Attach segment

Controlling Area ERP SOLVAY

Cycle Status


Start Date To

Text

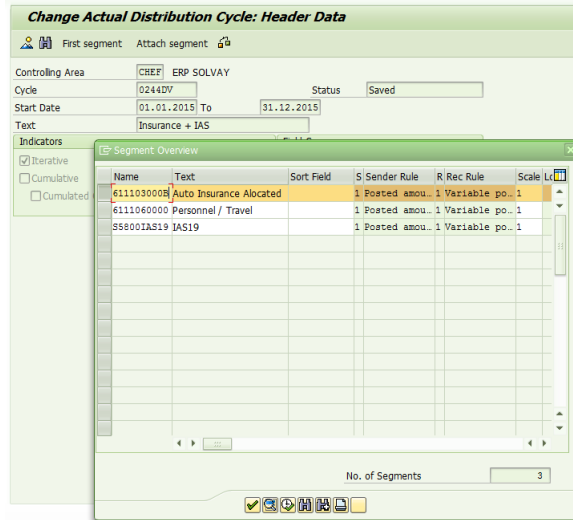
Indicators	Field Groups
<input checked="" type="checkbox"/> Iterative	<input type="checkbox"/> Consumption
<input type="checkbox"/> Cumulative	<input checked="" type="checkbox"/> Object Currency
<input type="checkbox"/> Cumulated Opt	<input type="checkbox"/> Transaction Curren

STEP 4

Select the segment to be updated

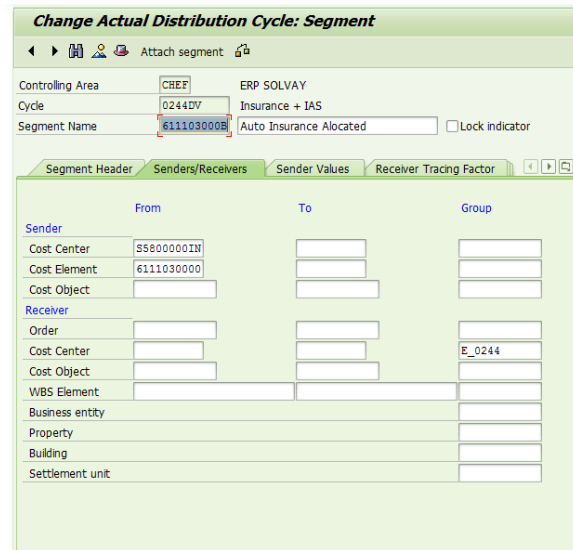
and choose 

Or create a new segment by clicking



STEP 5

Make the appropriate changes to the segment as required




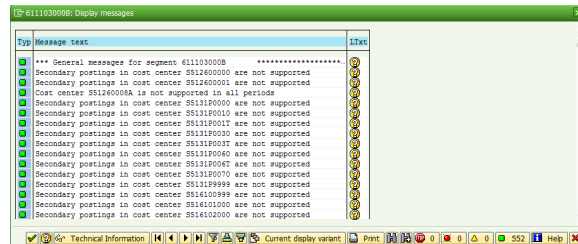
i Please see [KSV1 - Create Actual Distribution Cycle](#) to better understand the changes that can be performed.

STEP 6

After the appropriate changes to the segment, click on , to do a Formal Check.



! If there is any errors , you need to analyse and correct.






Disregard Warnings



STEP 7

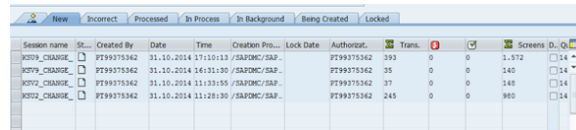
After the appropriate changes and the formal check Save .

STEP 8

It is also possible to perform mass changes on cycles in terms of dates.

To do so, please contact IS Team by the appropriate tool, requesting the creation of a LSWM and providing the respective list of the cycles to be changed.

Afterwards, IS Team will request to process the batches sessions created for this purpose



Session name	Created By	Date	Time	Creation Pro...	Lock Date	Authorizat.	Trans.	Screens O.
K019_CHANGE	PT99375362	31.10.2014	17:10:13	/SAPF0MC/SAP...		PT99375362	393	0 0 1.572
K019_CHANGE	PT99375362	31.10.2014	16:31:30	/SAPF0MC/SAP...		PT99375362	35	0 0 140
K019_CHANGE	PT99375362	31.10.2014	11:33:55	/SAPF0MC/SAP...		PT99375362	37	0 0 148
K019_CHANGE	PT99375362	31.10.2014	11:28:30	/SAPF0MC/SAP...		PT99375362	245	0 0 980