

CN - 5876 Damage Stock

Domain: Country Accounting

Responsibility area: N/A

Table of contents

- [Table of contents](#)
- [1. Objective and Scope](#)
 - [1.1. Objective of this Operation](#)
 - [1.2. Scope](#)
- [2. Definitions](#)
- [3. Tasks description](#)
 - [3.1. Responsibilities](#)
 - [3.2. Periodicity](#)
 - [3.3. I prepare and submit the damage report posting](#)
-

Scope

ERP

Frequency


References

[MM0x - Material Master Data](#)

[KS03 - Display cost center](#)

Forms

[Damage report_xxx.xls](#)
[Damage posting_xxx.xls](#)

(link to the files) 

xxx: month for example Jan., Feb., Mar., etc.


Attachments



Case# 3420528_587
6_Damage Posting or



Case# 3420528_587
6_Damage Report on

(please give a name and link to the files) 

Previous OP << CN - 5876 Damage Stock >> Next OP

1. Objective and Scope

1.1. Objective of this Operation

This document describes how to book accrual cost for China companies.

1.2. Scope

This procedure is applicable to the following company codes:

- 5876: SSCL (SOLVAY (SHANGHAI) CO., LTD.)

2. Definitions

See [Finance - Glossary](#)

3. Tasks description

3.1. Responsibilities

GBS MASU Bangkok:

- Export data in Excel file from supply chain. The team will prepared the file for posting in ERP within Day+1 and reverse corresponding earlier accruals.

3.2. Periodicity

This procedure is performed each period in monthly closure on D+1.

3.3. I prepare and submit the damage report posting

3.3.1. I download the data

Download data as excel file sending by supply chain on the last working day of each month or first working day+1 month for prepare Damage report

B	C	D	E	F	G	H	I	J	K	L
Plant	Material Group	Material	Material Description	Batch	Storage Location	Blocked	Base Unit of Measure	Value BlockedSto	Currency	Comments
3019	Z58-36285	197952	PPS R-4-200BL S25 P1000	L114H339	FP	25.00	KG	1,218.62	CNY	Damage.
3019	Z58-36287	197960	PPS R-7-120BL S25 P1000	L114L489	FP	50.00	KG	1,562.47	CNY	Damage.
3019	Z58-36287	197960	PPS R-7-120BL S25 P1000	L114L490	FP	25.00	KG	781.23	CNY	Damage.
3019	Z58-36288	197968	PPS V-1 S20 P500	B014L096	FP	40.00	KG	2,338.30	CNY	Damage.
3019	Z58-36288	197968	PPS V-1 S20 P500	B014L128	FP	20.00	KG	1,169.15	CNY	Damage.
3019	Z58-36288	197968	PPS V-1 S20 P500	B015A045	FP	20.00	KG	1,169.15	CNY	Damage.
3019	Z58-36288	197968	PPS V-1 S20 P500	B015B163	FP	20.00	KG	1,169.15	CNY	Damage.
3019	Z58-36328	198023	PPS BR111 S25 P1000	L114L475	FP	25.00	KG	789.12	CNY	Damage.
3019	Z58-36384	198346	PPS BR42B S25 P1000	L114F256	FP	25.00	KG	897.81	CNY	Damage.
3019	Z58-36389	198361	PPS R-4-02XT S25 P1000	L115D113	FP	25.00	KG	1,223.57	CNY	Damage.
3019	Z58-36390	198365	PPS R-4-220BL S25 P1000	L114H333	FP	25.00	KG	1,223.37	CNY	Damage.
3019	Z58-36391	198369	PPS R-4-220NA S25 P1000	L114J403	FP	25.00	KG	1,123.20	CNY	Damage.
3019	Z58-36393	198376	PPS R-4-230BL S25 P1000	L114M530	FP	25.00	KG	1,222.73	CNY	Damage.
3019	Z58-36394	198380	PPS R-4-230NA S25 P1000	L114K450	FP	25.00	KG	1,221.40	CNY	Damage.
3019	Z58-36394	198380	PPS R-4-230NA S25 P1000	L114M531	FP	50.00	KG	2,442.81	CNY	Damage.
3019	Z58-36394	198380	PPS R-4-230NA S25 P1000	L115D120	FP	25.00	KG	1,221.40	CNY	Damage.
3019	Z58-36401	198405	PPS R-4XT S25 P1000	N114L365	FP	25.00	KG	1,223.12	CNY	Damage.
3024	Z58-36520	198591	KALIX 2955 BK ACC S25 P1000	1562000007	FP	25.00	KG	1,495.40	CNY	Damage.
3024	Z58-36520	198591	KALIX 2955 BK ACC S25 P1000	1562000008	FP	25.00	KG	1,495.40	CNY	Damage.
3024	Z58-36520	198591	KALIX 2955 BK ACC S25 P1000	1562000010	FP	25.00	KG	1,495.40	CNY	Damage.
3024	Z58-36521	198592	KALIX 2955 WH SS2 S25 P1000	1593000037	FP	100.00	KG	7,018.46	CNY	Damage.
3024	Z58-36521	198592	KALIX 2955 WH SS2 S25 P1000	1593000046	FP	75.00	KG	5,263.84	CNY	Damage.
3024	Z58-36521	198592	KALIX 2955 WH SS2 S25 P1000	1593000047	FP	50.00	KG	3,509.23	CNY	Damage.
3024	Z58-36521	198592	KALIX 2955 WH SS2 S25 P1000	1593000048	FP	25.00	KG	1,754.61	CNY	Damage.
3024	Z58-36521	198592	KALIX 2955 WH SS2 S25 P1000	1593000049	FP	25.00	KG	1,754.61	CNY	Damage.
3024	Z58-36521	198592	KALIX 2955 WH SS2 S25 P1000	1593000051	FP	100.00	KG	7,018.46	CNY	Damage.
3024	Z58-36521	198592	KALIX 2955 WH SS2 S25 P1000	1593000052	FP	75.00	KG	5,263.84	CNY	Damage.
3024	Z58-36521	198592	KALIX 2955 WH SS2 S25 P1000	1593000053	FP	50.00	KG	3,509.23	CNY	Damage.
3024	Z58-36521	198592	KALIX 2955 WH SS2 S25 P1000	1593000054	FP	50.00	KG	3,509.23	CNY	Damage.
3024	Z58-36521	198592	KALIX 2955 WH SS2 S25 P1000	1593000055	FP	125.00	KG	8,773.07	CNY	Damage.
3024	Z58-36521	198592	KALIX 2955 WH SS2 S25 P1000	1593000056	FP	150.00	KG	10,527.69	CNY	Damage.
3024	Z58-36521	198592	KALIX 2955 WH SS2 S25 P1000	1593000057	FP	25.00	KG	1,754.61	CNY	Damage.
3024	Z58-36521	198592	KALIX 2955 WH SS2 S25 P1000	1593000058	FP	25.00	KG	1,754.61	CNY	Damage.
3024	Z58-36521	198592	KALIX 2955 WH SS2 S25 P1000	1593000059	FP	75.00	KG	5,263.84	CNY	Damage.
3024	Z58-36521	198592	KALIX 2955 WH SS2 S25 P1000	1593000062	FP	25.00	KG	1,754.61	CNY	Damage.
3024	Z58-36521	198592	KALIX 2955 WH SS2 S25 P1000	1593000065	FP	50.00	KG	3,509.23	CNY	Damage.
3024	Z58-36521	198592	KALIX 2955 WH SS2 S25 P1000	1593000067	FP	25.00	KG	1,754.61	CNY	Damage.
Subtotal						4,723.00		578,790.17		

3.3.2. I prepare the damage report

Prepare Damage report by use the data in excel file as same pattern below:

Material	Plant	Material Description	Profit Center	Value Blocked Stock	Cost Center	BA
198591	9024	KALIX 2955 BK ACC S25 P1000	F10RBBXXBC	1,495.40	N6F1000034	3100
198591	9024	KALIX 2955 BK ACC S25 P1000	F10RBBXXBC	1,495.40	N6F1000034	3100
198592	9024	KALIX 2955 WH SS2 S25 P1000	F10RBBXXBC	7,018.46	N6F1000034	3100
198592	9024	KALIX 2955 WH SS2 S25 P1000	F10RBBXXBC	5,263.84	N6F1000034	3100
198592	9024	KALIX 2955 WH SS2 S25 P1000	F10RBBXXBC	3,509.23	N6F1000034	3100
198592	9024	KALIX 2955 WH SS2 S25 P1000	F10RBBXXBC	1,754.61	N6F1000034	3100
198592	9024	KALIX 2955 WH SS2 S25 P1000	F10RBBXXBC	1,754.61	N6F1000034	3100
198592	9024	KALIX 2955 WH SS2 S25 P1000	F10RBBXXBC	7,018.46	N6F1000034	3100
198592	9024	KALIX 2955 WH SS2 S25 P1000	F10RBBXXBC	5,263.84	N6F1000034	3100
198592	9024	KALIX 2955 WH SS2 S25 P1000	F10RBBXXBC	3,509.23	N6F1000034	3100
198592	9024	KALIX 2955 WH SS2 S25 P1000	F10RBBXXBC	3,509.23	N6F1000034	3100
198592	9024	KALIX 2955 WH SS2 S25 P1000	F10RBBXXBC	8,773.07	N6F1000034	3100
198592	9024	KALIX 2955 WH SS2 S25 P1000	F10RBBXXBC	10,527.69	N6F1000034	3100
198592	9024	KALIX 2955 WH SS2 S25 P1000	F10RBBXXBC	1,754.61	N6F1000034	3100
198592	9024	KALIX 2955 WH SS2 S25 P1000	F10RBBXXBC	1,754.61	N6F1000034	3100
198592	9024	KALIX 2955 WH SS2 S25 P1000	F10RBBXXBC	5,263.84	N6F1000034	3100
198592	9024	KALIX 2955 WH SS2 S25 P1000	F10RBBXXBC	1,754.61	N6F1000034	3100
198592	9024	KALIX 2955 WH SS2 S25 P1000	F10RBBXXBC	3,509.23	N6F1000034	3100
198592	9024	KALIX 2955 WH SS2 S25 P1000	F10RBBXXBC	1,754.61	N6F1000034	3100
				578,790.17		



Remark

The Damage report each of month can be use the data of Profit Center, Cost Center and Business Area as same as with damage report in last month for reference to prepare the damage report.

Use transaction code: **MM03** for find Profit Center:

- Fill Material code in material field.
- Enter or Click Select View(s).

Display Material (Initial Screen)

Select View(s) Org. Levels Data

Material

- Choose Accounting 1/ Accounting 2/ Costing 1/ Costing 2.

Display Material (Initial Screen)

Select View(s) Org. Levels Data

Material

Select View(s)

- View
- Foreign Trade: Import Data
- Purchase Order Text
- MRP 1
- MRP 2
- MRP 3
- MRP 4
- Work Scheduling
- General Plant Data / Storage 1
- General Plant Data / Storage 2
- Warehouse Management 1
- Warehouse Management 2
- Quality Management
- Accounting 1
- Accounting 2
- Costing 1
- Costing 2
- Plant Stock

View selection only on request

Org. Levels
 Data
 Default Setting

- Fill Plant in Plant field.
- Enter or Click continue (Enter)

Display Material (Initial Screen)

Select View(s) Org. Levels Data

Material

Organizational Levels

Organizational levels

Plant

Valuation type

Org. levels/profiles only on request

Select View(s)
 Default Setting

- Choose Costing 1 Tab and then you will find the Profit Center.

Display Material 198591 (Z700-Chemicals (trade))

Additional Data Org. Levels

Accounting 2 **Costing 1** Costing 2 Plant stock Stor. loc. stck

Material: 198591 KALIX 2955 BK ACC S25 P1000

Plant: 9024 SSCL-CN /XINYUNING SHANGH.BND

General Data

Base Unit of Measure: KG kg

Do Not Cost With Qty Structure

Origin group: Material origin

Overhead Group: Variance Key:

Plant-sp.matl status:

Valid from: Profit Center: **F10RBBXXBC**

Quantity structure data

Alternative BOM: BOM Usage:

Group: Group Counter:

Task List Type:

SpecProcurem Costing: Costing Lot Size: 1.000


Co-product Fxd Price

Version Indicator

Production Version:

Versions

Use transaction code : [KS03 - Display cost center](#) for find Cost Center:

- Click  and choose Cost centers by profit centers Tab.

Display Cost Center: Initial Screen

Master Data

Cost Center: **F10RBBXXBC**


Display Cost Center: Initial Screen


Master Data

Cost Center

Cost Center (1)

Cost center name | Cost centers by profit centers | Standard Hierarchy

Profit Center 




Controlling Area  CHEF

Company Code

Cost Center

Cost Center Category

Maximum No. of Hits

- Fill Profit center and Company code.
- Enter or Click start search  will find Cost Center.

Display Cost Center: Initial Screen

Master Data

Cost Center

Cost Center (1)

Cost center name | Cost centers by profit centers | Standard Hierarchy

Profit Center

Controlling Area

Company Code

Cost Center

Cost Center Category

Maximum No. of Hits

Cost Center (1) 1 Entry found

Cost center name | Cost centers by profit centers

Profit Ctr	COAr	CoCd	Cost Ctr	CCTC	to
F10RBBXXBC	CHEF	5876	N6F1000034	R	31.12.9999

1 Entry found

Use transaction code: [KS03 - Display cost center](#) for find Business Area:

- Fill cost center as find from before fill in Cost center field.
- Enter or Click Master Display.
- Find Business area.

Display Cost Center: Initial Screen

Master Data

Cost Center

Display Cost Center: Basic Screen

Drilldown

Cost Center 310 RBB 2193E
 Controlling Area ERP SOLVAY
 Valid From to

Basic data | Control | Templates | Address | Communication | History

Names

Name
 Description

Basic data

User Responsible	<input type="text"/>	
Person Responsible	<input type="text" value="x"/>	
Department	<input type="text"/>	
Cost Center Category	<input type="text" value="R"/>	Reporting
Hierarchy area	<input type="text" value="N6D31000"/>	SLV SH Division 10 Advanced Polymer
Company Code	<input type="text" value="5876"/>	SOLVAY SHANGHAI LTD
Business Area	<input type="text" value="3100"/>	ADVANCED POLYMERS
Currency	<input type="text" value="CNY"/>	
Profit Center	<input type="text" value="F10RBBXXBC"/>	310 RBB 2796E

3.3.3. I create the pivot table for posting process

Create Pivot table by use the data from Damage report for posting process.

Sum of Value BlockedStock

Cost Center	BA	Total
N6F1000001	3100	17,553.17
N6F1000005	3100	1,283.56
N6F1000006	3100	11,298.76
N6F1000007	3100	4,784.13
N6F1000008	3100	40,731.95
N6F1000010	3100	6,026.42
N6F1000011	3100	283,697.57
N6F1000032	3100	32,912.05
N6F1000034	3100	84,743.44
N6F1000035	3100	87,852.65
N6F4600001	3460	1,161.22
N6F4900015	3490	6,745.25
Grand Total		578,790.17

3.3.4. I prepare the damage stock posting

Damage Stock related purchase the finish goods.

To prepare Damage stock Posting:

- Dr. 6310000000 xxxxx
- Cr. 2019000000 xxxxx



Remark

Use data as Pivot table fill in posting template.

By the way, Additional fill the data for Transaction Type (Tty.) should be use F25 (220).

A	B	C	D	E	F	G	H	L	M	N	O	P	S	U	Y	AG	
ITEM	Co code	Transac	Doc Type	Doc Date	Posting Date	Posting period	Currency	Reference	Header Text	Posting Qty	DL amount	Amount	Doc cur	Text	Cost center	B.A.	Transaction Type
	BKPF-BUKE	BKPF-T	BKPF-BL	BKPF-BLDAT	BKPF-BUDAT	BKPF-MONAT	BKPF-WAERS	BKPF-XBLNR	BKPF-BKTX	BSEG-BSCH	BSEG-SAKNR	BSEG-WBTR	BSEG-SCTXT	BSEG-KOSTL	BSEG-GSBER	BSEG-ANBWA	
1	5876	FB01	S1	31.08.2015	31.08.2015	8	CNY	Case#3420528	LO-08/2015 Damage stock	40	6310000000	17,553.17	08/2015 Damage stock	N6F1000001			
1										40	6310000000	1,283.56	08/2015 Damage stock	N6F1000005			
1										40	6310000000	11,298.76	08/2015 Damage stock	N6F1000006			
1										40	6310000000	4,784.13	08/2015 Damage stock	N6F1000007			
1										40	6310000000	40,731.95	08/2015 Damage stock	N6F1000008			
1										40	6310000000	6,026.42	08/2015 Damage stock	N6F1000010			
1										40	6310000000	283,697.57	08/2015 Damage stock	N6F1000011			
1										40	6310000000	32,912.05	08/2015 Damage stock	N6F1000032			
1										40	6310000000	84,743.44	08/2015 Damage stock	N6F1000034			
1										40	6310000000	87,852.65	08/2015 Damage stock	N6F1000035			
1										40	6310000000	1,161.22	08/2015 Damage stock	N6F4600001			
1										40	6310000000	6,745.25	08/2015 Damage stock	N6F4900015			
1										50	2019000000	17,553.17	08/2015 Damage stock		3100	220	
1										50	2019000000	1,283.56	08/2015 Damage stock		3100	220	
1										50	2019000000	11,298.76	08/2015 Damage stock		3100	220	
1										50	2019000000	4,784.13	08/2015 Damage stock		3100	220	
1										50	2019000000	40,731.95	08/2015 Damage stock		3100	220	
1										50	2019000000	6,026.42	08/2015 Damage stock		3100	220	
1										50	2019000000	283,697.57	08/2015 Damage stock		3100	220	
1										50	2019000000	32,912.05	08/2015 Damage stock		3100	220	
1										50	2019000000	84,743.44	08/2015 Damage stock		3100	220	
1										50	2019000000	87,852.65	08/2015 Damage stock		3100	220	
1										50	2019000000	1,161.22	08/2015 Damage stock		3460	220	
1										50	2019000000	6,745.25	08/2015 Damage stock		3490	220	

3.3.5. I submit the damage stock posting file

Submit Damage Stock posting file to Controller (Annabelle) review and approve before posted in system.

Chen, Shirley

to me, General, Judy, Dara, Kevin, Yvonne, Annabelle

Sep 1

Categorize this message as: Personal

Never show this again x

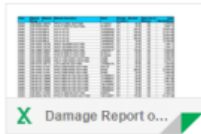
Dear all,

Please see annex for damage report as of today.

Regards,

Shirley Chen
Solvay Specialty Polymers
Regional Planner, AP, Greater China & South East Asia

T: +86 21 2350 1289 - M: +86 137 6458 1569
4F, Gongjian Building, No.3966 Jindu Road, Xinzhuang Industrial Zone,
Shanghai, 201108, China
www.solvay.com



Person of contact

- Annabelle Guo : annabelle.guo@solvay.com
- Jing Chen : judy.chen@solvay.com