

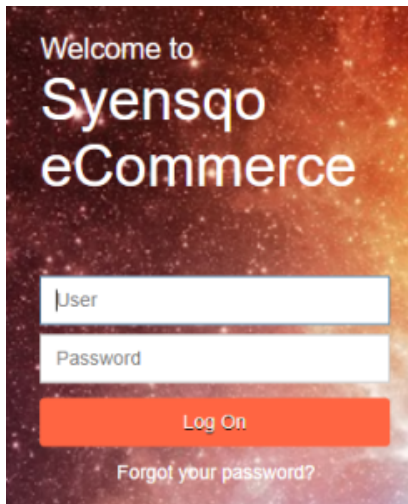
MSP: Link to Syensqo-eCommerce

Pre-requisite

Currently is just a URL to Syensqo-eCommerce. The users needs enter credentials to login.

Table of contents

- Definition
- Accessing points
- Use cases (N/A - SSO not in place)
 - Use case 1 journey
 - Use case 2 journey



Definition

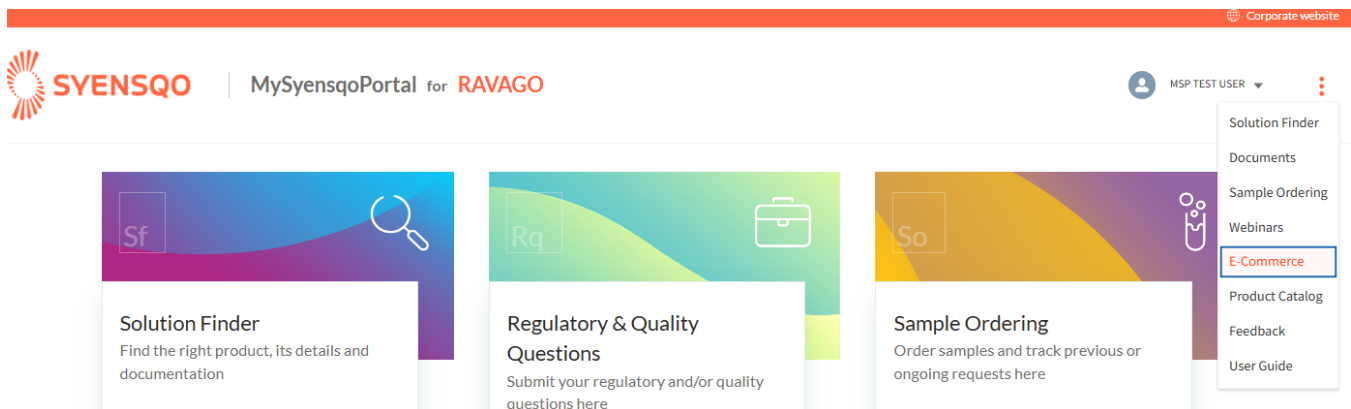
By definition, this is a link from MSP to Syensqo-eCommerce.

With this feature, it allows users of both systems (MSP and Syensqo-eCommerce) to no longer have to login with his Syensqo-eCommerce userid and password when in MSP - N/A SSO not in place


Accessing points

This capability can be accessed through several points in MSP detailed below :

Homepage



Footer



Use cases (N/A - SSO not in place)

| Use case | MSP user account | Syensqo-eCommerce user account |
|---|------------------|--------------------------------|
| Use case 1: User / Distributor is only using MSP | X | |
| Use case 2. User / Distributor is using MSP and Syensqo-eCommerce | X | X |

Use case 1 journey

Context: User has only a MSP user account and is **NOT** a Syensqo-e-commerce user

Pre-requisite: The MSP user account is created only in Salesforce platform.

Journey:

- Log in to MSP
- Click to e-Ordering
- Since user is NOT a Syensqo-e-commerce user, it'll arrive to the Syensqo-e-commerce asking for a login.

Use case 2 journey

Context: User has a MSP user account and also has a Syensqo-e-commerce user account

Pre-requisite: The MSP user account is created in Salesforce platform and has to be matched with a "Federation ID". The "Federation ID" is the email address of the user from Syensqo-e-commerce platform.

Journey:

- Log in to MSP
- Click to e-Ordering
- SSO and redirect user to Syensqo-e-commerce platform in another tab without having to login again