

IN - 5955 Check the Capacity of Production (AUFLV)

Tasks to be completed when documenting an operation (from creation to publication)

1. Enter the **Title of the operation / page**

2. Add the following Labels:

- Scope of applicability: ww, country_accountingLin
- Country or group of countries (if applicable): belux, china, france, italy, lam, nam,uk_ie, bulgaria, dach, netherlands, iberia, poland, latvia, australia, india, japan, south_korea, thailand, singapore, new_zealand, emea_transversal, apac_transversal
- Unit and Domain according to the [List of labels to be used in the Finance Service Line space](#)
 - E.g. 1: WW Operation in Financial Accounting under domain "Central Finance Processes & Compliance":
 - Labels to be used: *ww, financial_accounting, central_fin_proc_compliance*
 - E.g. 2: France Operation in Financial Accounting:
 - Labels to be used: *country_accounting, france, financial_accounting*
(for country operations, the Domain is always country_accounting)

3. Fill in all fields as described above

4. Name the title of each section using OPD methodology naming convention - **Infinitive verb without the "to", mainly action verb...something) - " I do something..."**

5. Once the description of the operation is completed, ensure it is approved and published by launching the [SBS-Finance approval workflow](#)

Domain: Country Accounting

Responsibility area: N/A

Table of contents

- [Tasks to be completed when documenting an operation \(from creation to publication\)](#)
- [1. Enter the Title of the operation / page](#)
- [2. Add the following Labels:](#)
 - [Scope of applicability: ww, country_accountingLin](#)
 - [Country or group of countries \(if applicable\): belux, china, france, italy, lam, nam,uk_ie, bulgaria, dach, netherlands, iberia, poland, latvia, australia, india, japan, south_korea, thailand, singapore, new_zealand, emea_transversal, apac_transversal](#)
 - [Unit and Domain according to the List of labels to be used in the Finance Service Line space](#)
- [3. Fill in all fields as described above](#)
- [4. Name the title of each section using OPD methodology naming convention - Infinitive verb without the "to", mainly action verb...something\) - " I do something..."](#)
- [5. Once the description of the operation is completed, ensure it is approved and published by launching the SBS-Finance approval workflow](#)
- [Table of contents](#)
- [1. Objective and Scope](#)
 - [1.1. Objective of this Operation](#)
 - [1.2. Scope](#)
- [2. Definitions](#)
- [3. Tasks description](#)
- [3.1. I book the ZFC-R27900 Miscellaneous production cost \(AUFLV\)](#)

Scope

? Unknown Attachment

ERP

? Unknown Attachment


Frequency

? Unknown Attachment

References

GR55

Forms

5955_AUFLV MMM YYYY (**add
template to aodocs Forms Library**)


Attachments

*Previous OP << IN - 5955 Check the
Capacity of Production (AUFLV) >> N
ext OP*

1. Objective and Scope

1.1. Objective of this Operation

The purpose of this document is to be the guideline to book AUFLV (Capacity under the estimated) or specifically ZFC-R27900 Miscellaneous production cost.

1.2. Scope

This procedure applies to company 5955 Solvay Specialities India Private Ltd, Mumbai.

2. Definitions

See [Finance Glossary](#)

3. Tasks description

3.1. *I book the ZFC-R27900 Miscellaneous production cost (AUFLV)*

Prepare "5955_AUFLV MMM YYYY" in excel file. The screen below is shown as an excel format.

[blocked URL](#)

Refer to the previous screen. The data of actual production is coming from the report GR55 – ZSC1.

[blocked URL](#)

[blocked URL](#)

Choose 5955_PNZ Panoli on the left side.

Then choose PNZ_OPER, The production cost center will appear.

Select G032787210 N.

[blocked URL](#)

To Find the actual production of G032787210 double click on actual M 6 Column on negative sign.

And choose Cost Centers : Actual Line Items.

[blocked URL](#)

Change Layout by adding "Activity Type".

[blocked URL](#)

Use function "Sum" in the column.

Total Quantity and use function "Subtotals" for ActTyp. Layout will show as screen below.

(Total Quantity in KG for each activities type must be the same amount).

[blocked URL](#)

Open the "5955_AUFLV MMM YYYY.xls" and put the actual total quantity (KG) on each activity in the Orange Box and total value in report currency as Amount in the Yellow Box. Excel will calculate the AUFLV amount in this file on the Green Box.







[blocked URL](#)

For the above screen, Actual production is more than Installed Capacity, so it is no need to post AUFLV.

End of document.

Workflow history

This view shows the 5 most recent entries. The complete workflow log is available from the 'Document Activity' menu item.

Jan 02, 2019	Actor	Type	Activity	Version
Published	 Cátia Pinto	Edit	updated the page at 7:24 pm Other contributors: 	
	 Cátia Pinto	State	changed state to Published at 6:27 pm	v5
Draft	 Cátia Pinto	State	gave <i>Approvers</i> approval at 6:27 pm	
Dec 26, 2018				
	 Joana Tavares	Edit	updated the page at 12:41 pm	
Dec 20, 2018				
	 Joana Tavares	Edit	created the page at 12:16 pm	
		State	changed state to Draft at 10:43 am	v1