KR - Cost closing

Tasks to be completed when documenting an operation (from creation to publication)

1. Enter the **Title of the operation / page**

2. Add the following Labels:

    - Scope of applicability: ww, country_accounting
    - Country or group of countries (if applicable): belux, china, france, italy, lam, nam,uk_ie, bulgaria, dach, netherlands, iberia, poland, latvia, australia, india, japan, south_korea, thailand, singapore, new_zealand, emea_transversal, apac_transversal
    - Unit and Domain according to the List of labels to be used in the Finance Service Line space
        - **E.g. 1:** WW Operation in Financial Accounting under domain "Central Finance Processes & Compliance":
            - Labels to be used: ***ww, financial_accounting, central_fin_proc_compliance***
        - **E.g. 2:** France Operation in Financial Accounting:
            - Labels to be used: ***country_accounting, france, financial_accounting***

              (for country operations, the Domain is always country_accounting)

3. Fill in all fields as described above

4. Name the title of each section using OPD methodology naming convention - Infinitive verb without the “to”, mainly action verb...something) -" I do something..."

5. Once the description of the operation is completed, ensure it is approved and published by launching the SBS-Finance approval workflow

Domain: Country Accounting	**Responsibility area:** N/A

Table of contents

- Tasks to be completed when documenting an operation (from creation to publication)
- 1. Enter the Title of the operation / page
- 2. Add the following Labels:
- Scope of applicability: ww, country_accounting
- Country or group of countries (if applicable): belux, china, france, italy, lam, nam,uk_ie, bulgaria, dach, netherlands, iberia, poland, latvia, australia, india, japan, south_korea, thailand, singapore, new_zealand, emea_transversal, apac_transversal
- Unit and Domain according to the List of labels to be used in the Finance Service Line space
- E.g. 1: WW Operation in Financial Accounting under domain "Central Finance Processes & Compliance":
- Labels to be used: ww, financial_accounting, central_fin_proc_compliance
- E.g. 2: France Operation in Financial Accounting:
- Labels to be used: country_accounting, france, financial_accounting
- (for country operations, the Domain is always country_accounting)

- 3. Fill in all fields as described above
- 4. Name the title of each section using OPD methodology naming convention - Infinitive verb without the “to”, mainly action verb...something) -" I do something..."
- 5. Once the description of the operation is completed, ensure it is approved and published by launching the SBS-Finance approval workflow

- Table of contents
- 1. Objective and Scope
  - 1.1. Objective of this Operation
  - 1.2. Scope
- 2. Definitions
- 3. Tasks description
- 3.1. I run SAP transaction KOK5 - Master data list for orders
- 3.2. I run SAP transaction KSU2 - change actual assessment cycle
- 3.3. I run SAP transaction KB31N - enter statistical key figures
- 3.4. I run the SAP transaction KB21N - enter direct activity allocation
- 3.5. I run SAP transaction S_ALR_87013611 - cost center - actual / plan / variance: selection
- 3.6. I run SAP transaction KSU5 - execute actual assessment for companies
- 3.7. I run AP transaction KB15N - manual cost allocation
- 3.8. I run the SAP transaction FB01 - post document
- 3.9. I run SAP transaction KSS2 - actual cost splitting
- 3.10. I run SAP transaction KSII - actual price calculation
- 3.11. I run SAP transaction KBK6 - cost centers manual actual price change
- 3.12. I run SAP transaction CON2 - revaluation at actual prices: production / process orders
- 3.13. I run SAP transaction KKS1 - variance calculation
- 3.14. I run SAP transaction CO88 - actual settlement: production / process orders

Scope

? Unknown Attachment

ERP

WP1

Frequency

? Unknown Attachment

References

KOK5; KSU2; KSU5; KB15N; KB21N; KB31N; KSS2; KSII; KBK6; KKS1; FB01; CON2; CO88; SM37; ZWPP40A; S_ALR_87013611

Forms

TH - 0366 TPT Allocation from Technical Cost Center to Material

Cost Closing

add templates to Aodocs library - Forms and link them here

Attachments

Previous OP << KR - Cost closing
>> *Next OP*

1. Objective and Scope

1.1. Objective of this Operation

The purpose of this document is to carry out of the essential transaction in the frame of production costing which is used in Korea companies (WP1). The procedure includes descriptions and some advises of checks.

1.2. Scope

This procedure applies to companies:

- 6746 Solvay Silica Korea Co Ltd, Incheon
- 7525 Solvay Chemicals Korea Co. Ltd, Seoul

2. Definitions

See Finance Glossary:

- WP1

3. Tasks description

3.1. I run SAP transaction KOK5 - Master data list for orders

3.1.1. For company 6746 only

- Go to T-code ZWPP40A.
- Click on Select variant '7605 Adjust'.
- Enter posting date from beginning to end of closing month.
- Click .

Is used to create process order group for assessment cycle by download report max of order of each material from transaction ZWPP40A.

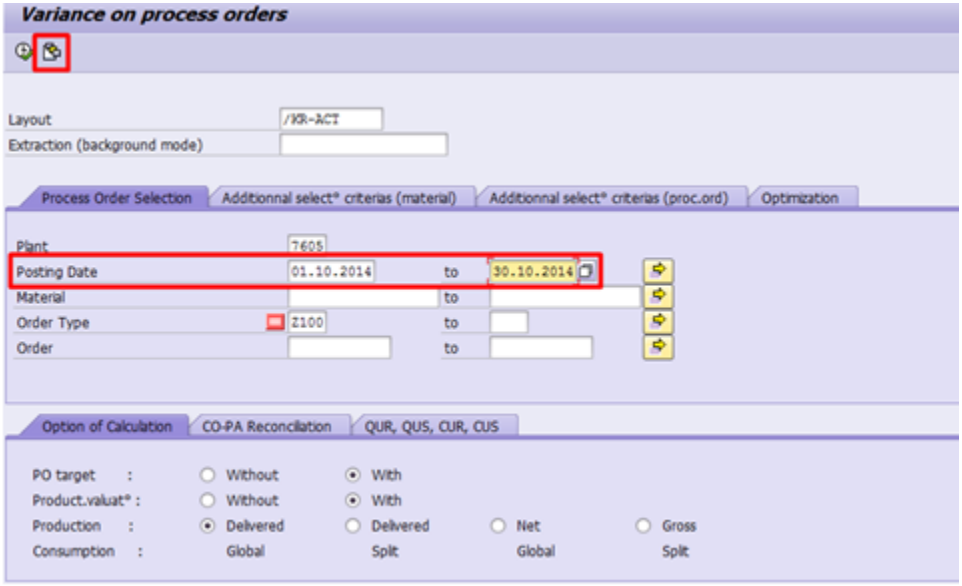



Row Labels	Max of Order
200	3274287
96281	3253257
96282	3257321
96284	3253228
96285	3253184
96286	3272254
96287	3272255
96291	3274287
110478	3253245
129296	3272256
300	3275023
15064	3262825
15074	3254294
15981	3254496
28898	3249990
28901	3263878
32060	3253170
32061	3267699
32468	3253117
32471	3264902
33872	3254577
33873	3272261
38992	3270932
49398	3262826
49410	3254582
51709	3275021

- Export the information to excel file then pivot max of order of each material.
- Post all orders by separating semi product (200) and finished product (300).

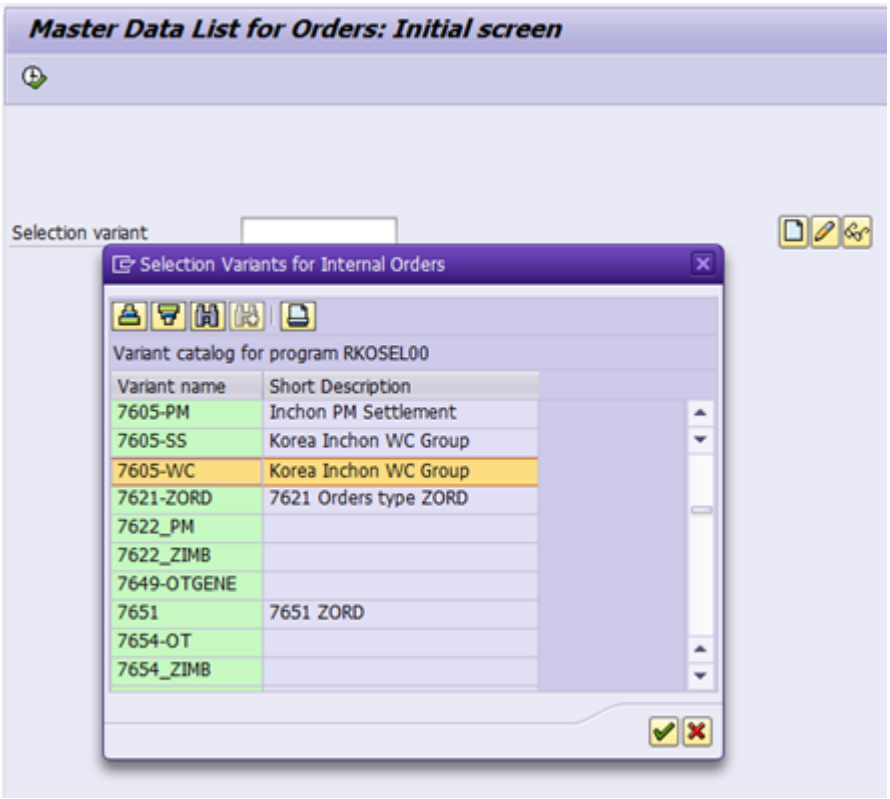

- Go to T-code KAKO.
- Select variant '7605-WC'.
- Click .

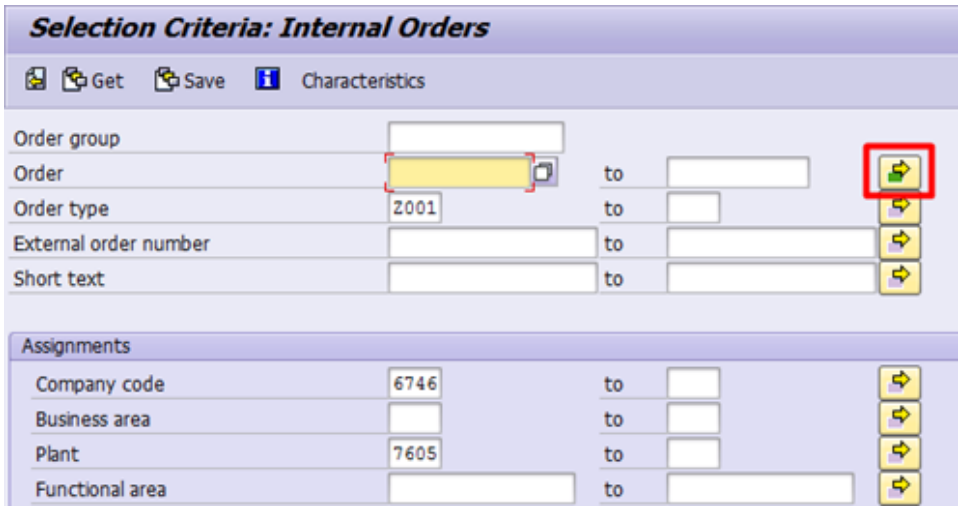

- Fill in all orders for either semi product or finished product by click on .

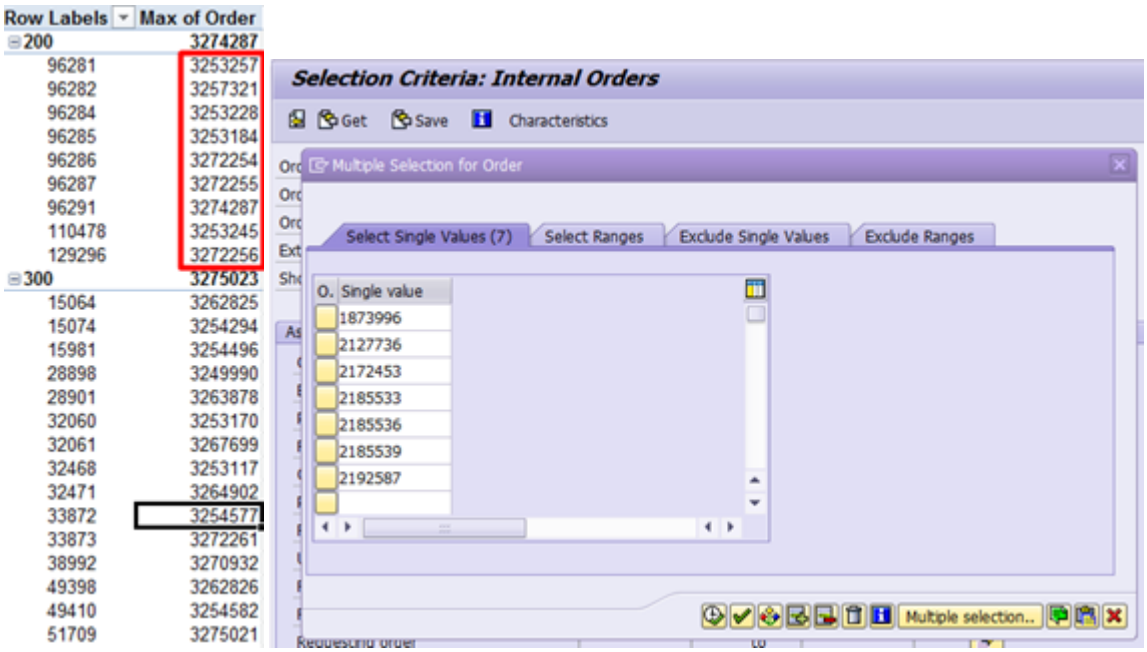

- Paste all orders by click on and click .
- Then back and execute .

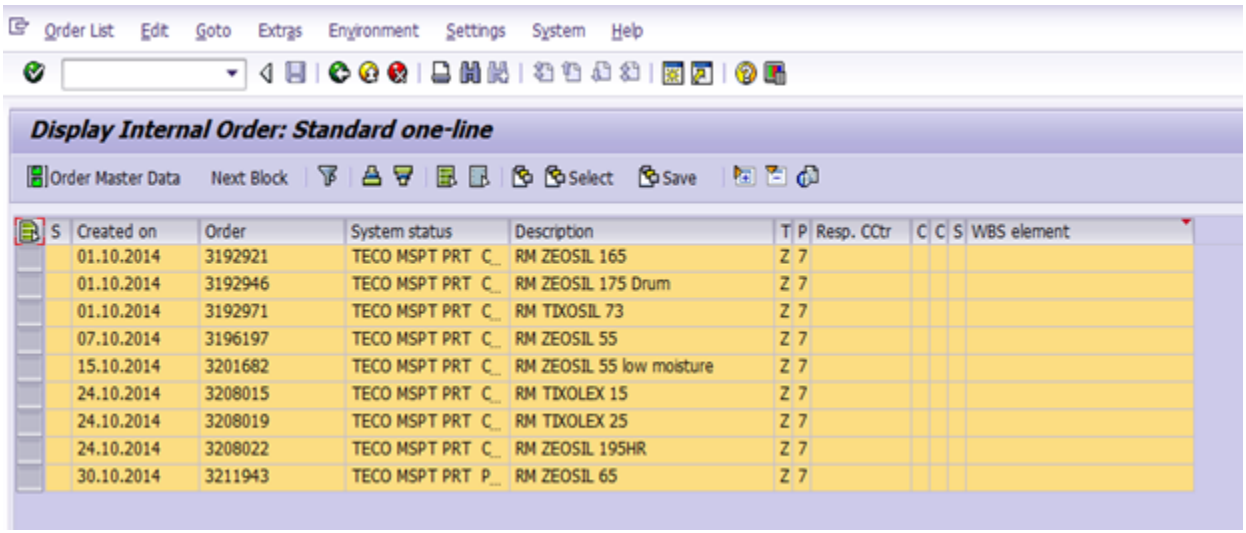

- Select all order.
- Go to ‘Extras’ then ‘Create order group’.

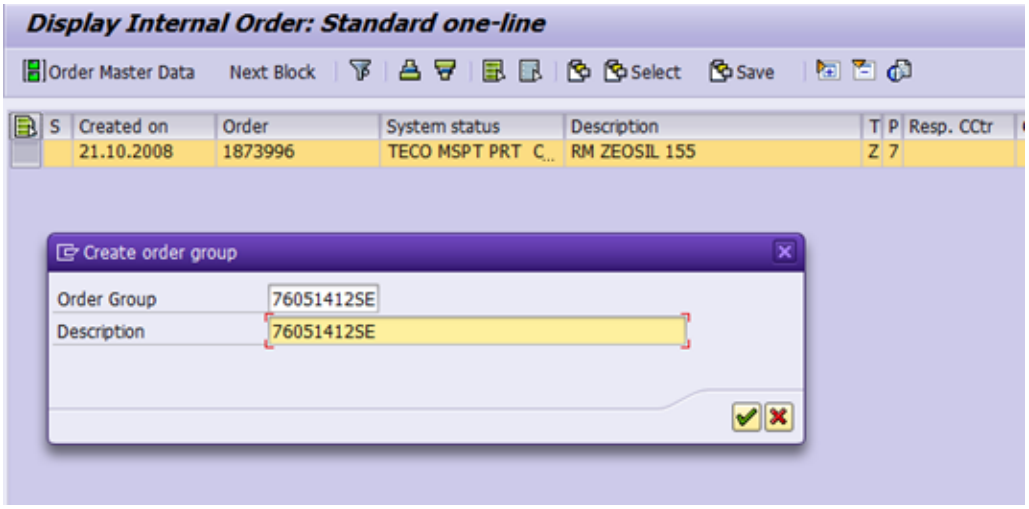

- Name order group by following plant, year, month and define semi product or finished product (SE is semi product, FE is finished product).
- Then click on ✔.

Repeat steps all over again for finished product.

3.2. I run SAP transaction KSU2 - change actual assessment cycle

For 6746 and 7525

Is used to change an assessment cycle that has been previously created.

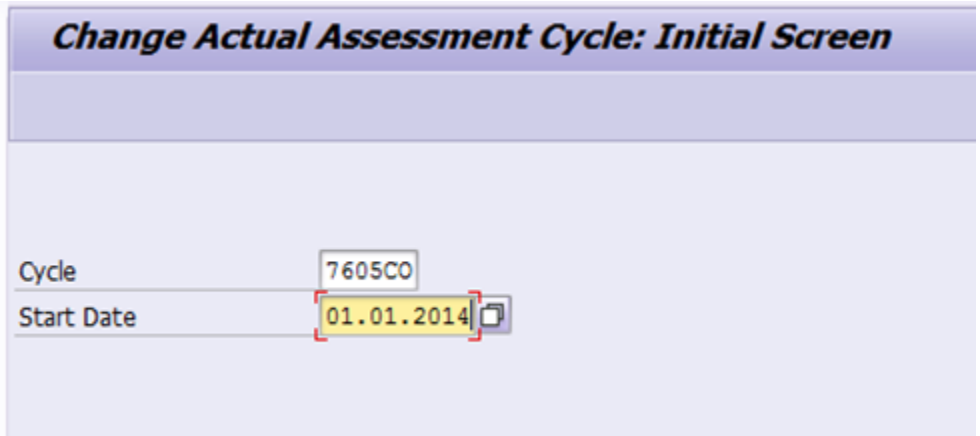

- Enter Cycle for Solvay Silica Korea is ‘7605CO’

Cycle for Solvay Chemicals Korea is ‘7603CO’

- Enter start date in beginning of the year.
- Press ‘Enter’.

3.2.1. For company 6746

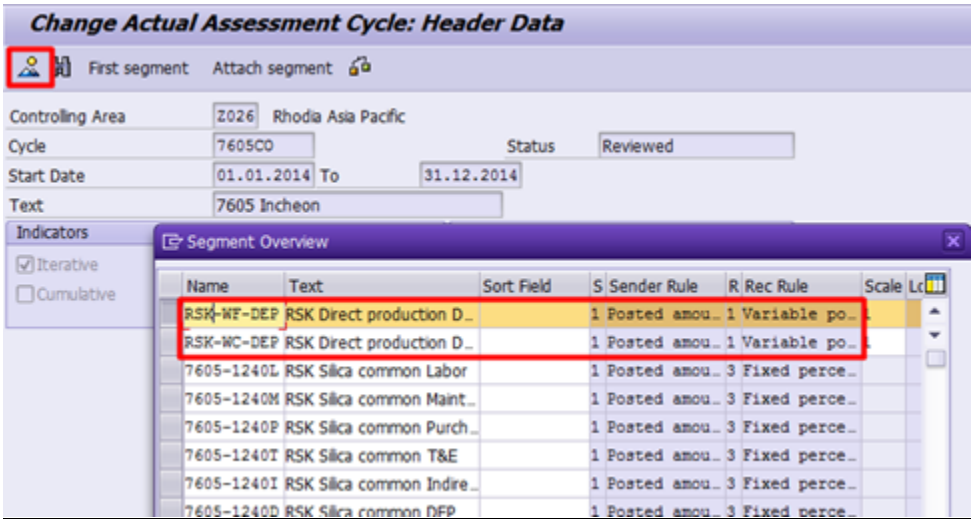

- Click on .
- Choose either ‘RSK-WF-DEP’ or ‘RSK-WC-DEP’ but need to do both:
    - RSK-WF-DEP is for semi product
    - RSK-WC-DEP is for finished product
- Then double click on the name that is chosen.

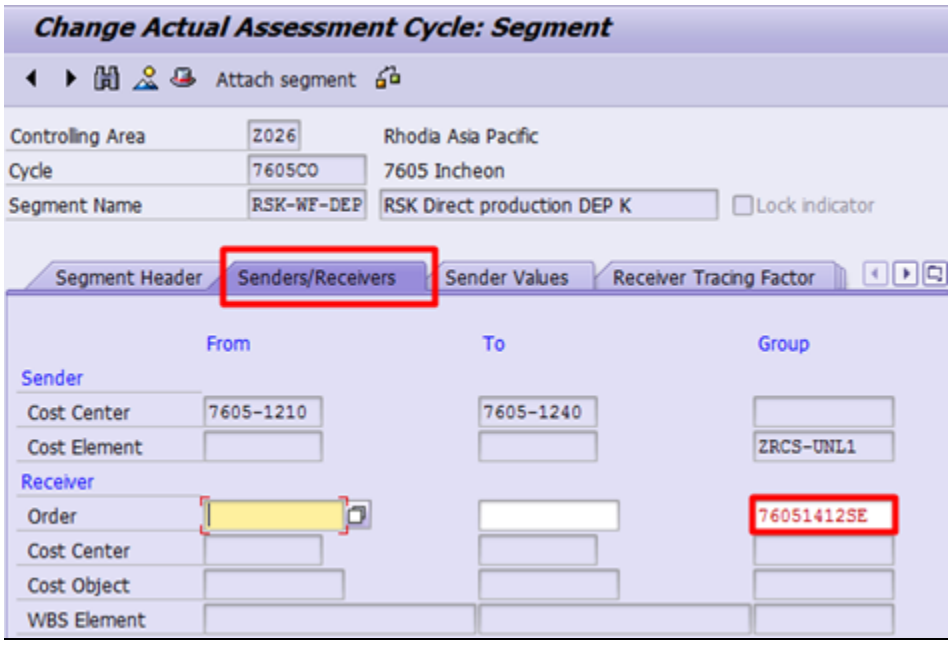

- Go to tap 'Sender/Receivers'.
- Enter order group's name semi product or finished product depends on was chosen on the previous step.
- Order number can be checked by double click on order group's name

.

Repeat steps all over again 'RSK-WF-DEP' or 'RSK-WC-DEP' that has not been done.

3.2.2. For company 7525

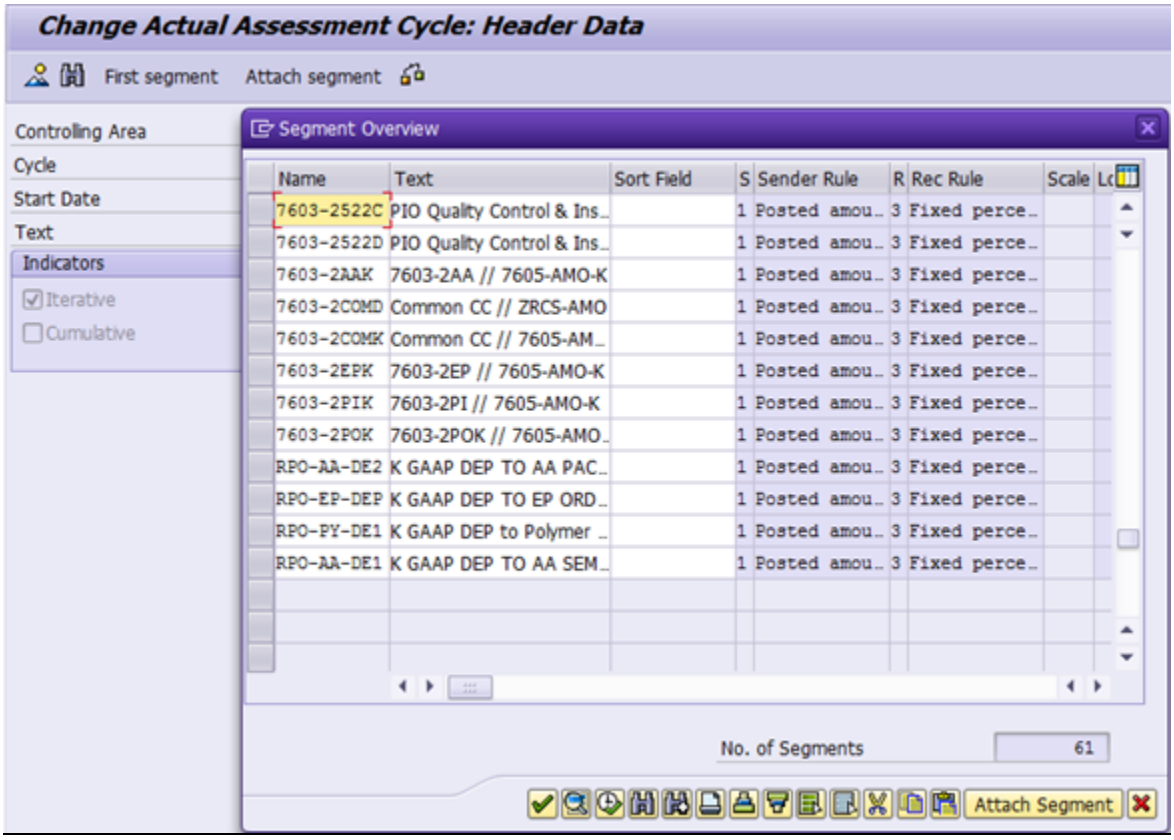

- Click on .
- There are four segments that receive order need to be changed, double click on each segment to change receiver order.

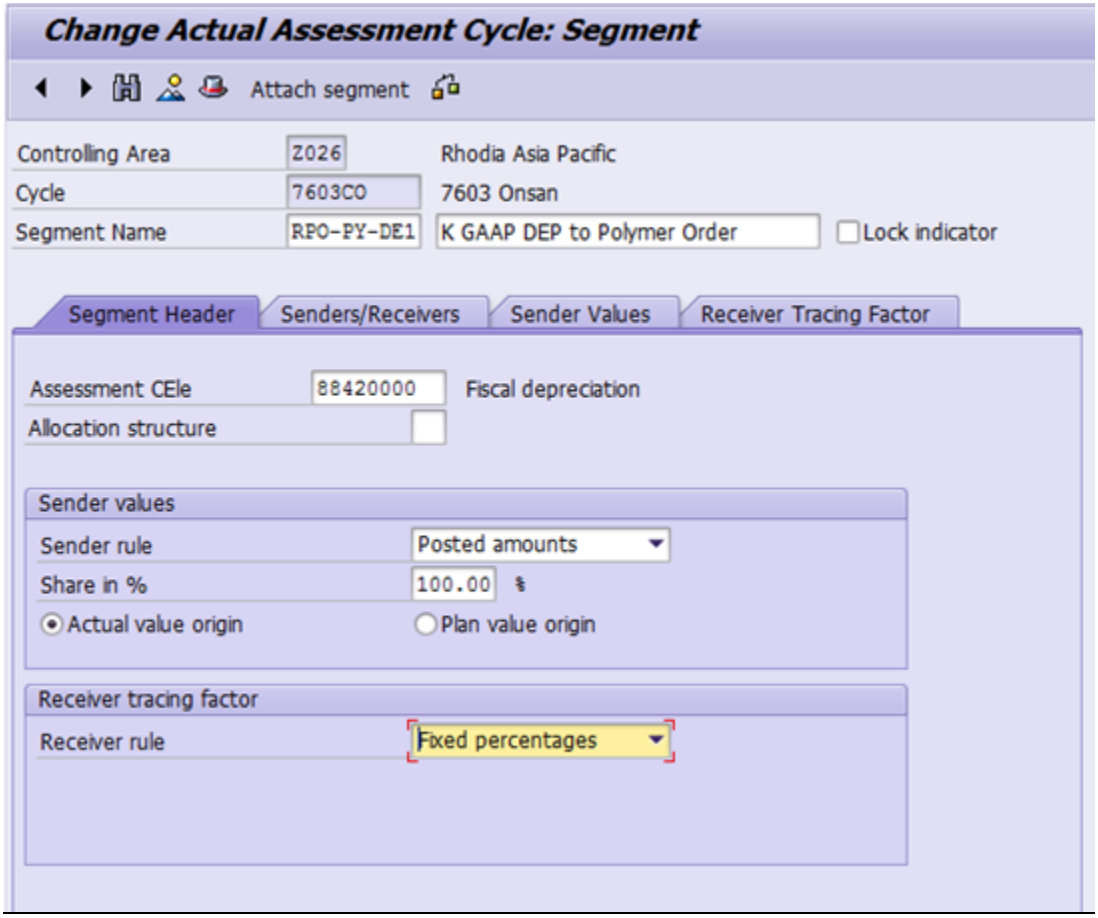

- Go to tab ‘Segment Header’.
- Make sure that fixed percentages is chosen in receiver rule.

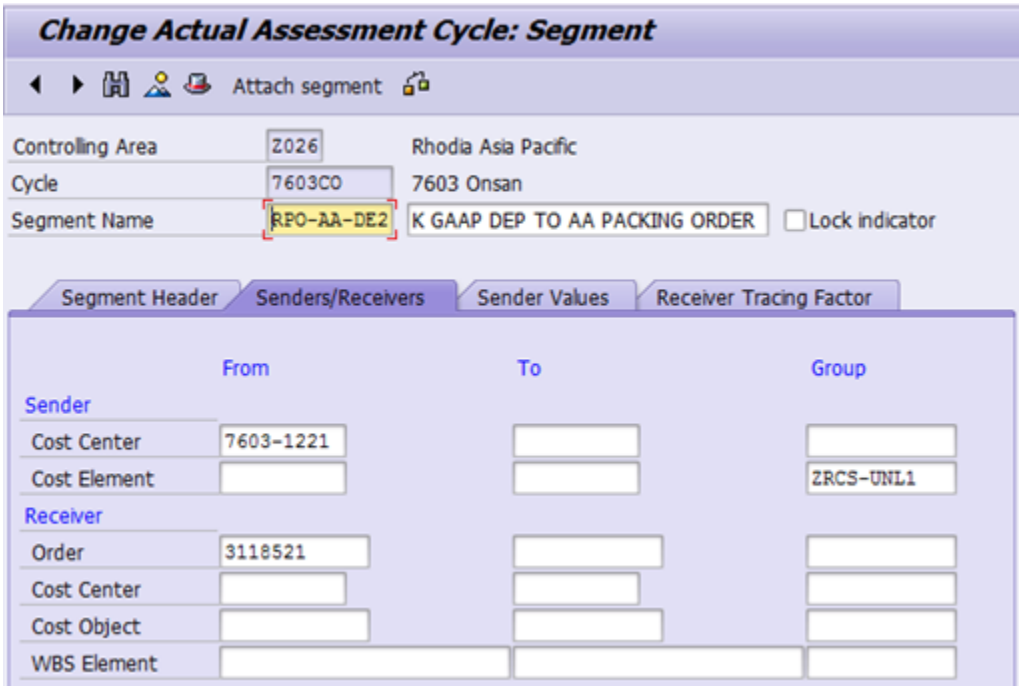

- Go to tab 'Senders/Receivers'.
- Change from old order to new order which will be given by site controller.

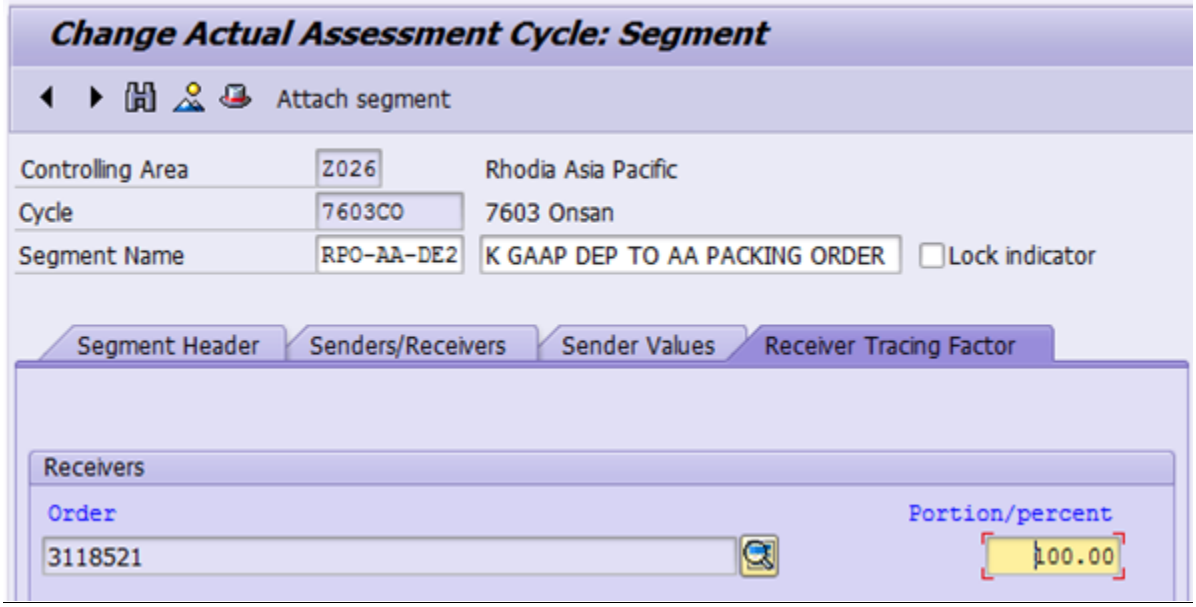

- Go to tab 'Receiver Tracing Factor'.
- Make sure that the portion/percent is always 100%.
- Then click on back to step select segment and repeat these steps all over again for the rest of segments.

3.3. I run SAP transaction KB31N - enter statistical key figures

3.3.1. For company 6746 only

Statistical key figures are used to characterize cost centers, activity types for internal allocations, such as Distribution and Assessment.

The information of Statistical Key Figures is coming from Site Controller.

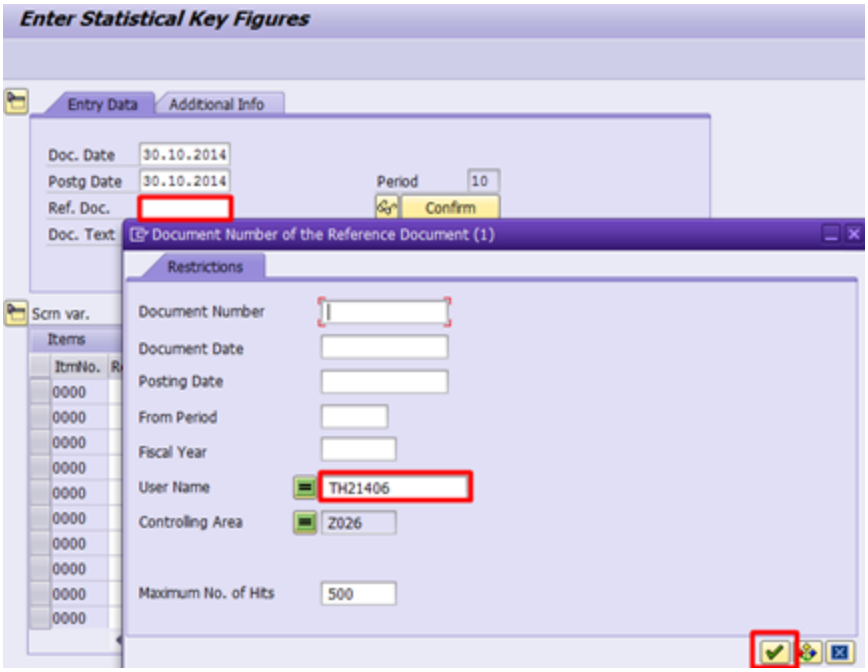

- Click on 'Ref.Doc.'
- Enter posting date by fill in previous month of posting.
- Enter user name who create on previous month.
- Click on .

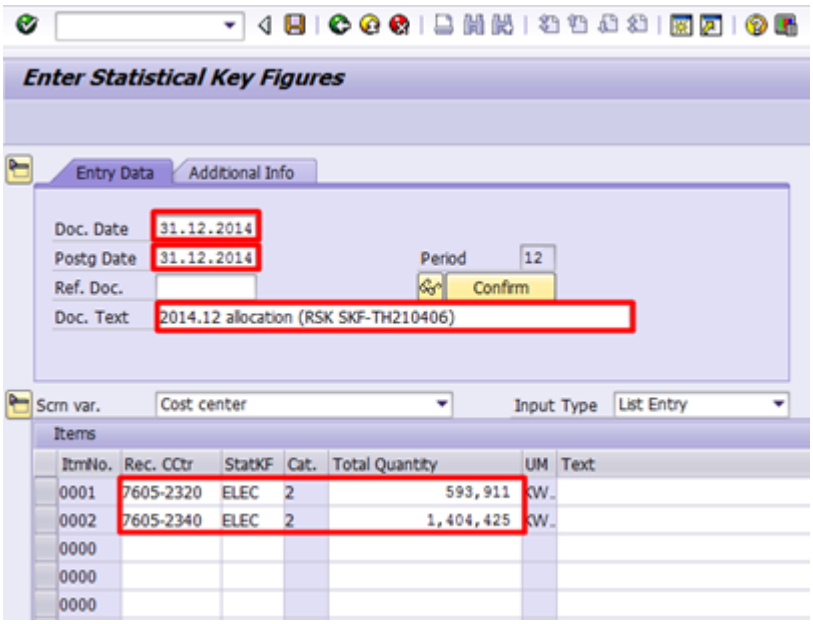

- Enter document date to the end of closing month.
- Enter posting date to the end of month.
- Enter document text.
- Enter receiver cost center, total quantity that receive from Site Controller (on below slide).
- Click on .

		Elec	WATER	Comp. Air	Steam	LNG	
Steam	7605-2310				6,366.00		338,56
Comp. Air	7605-2320	662,230		2,648,920.00			
Water	7605-2330		74,911.00				174,40
Electricity	7605-2340	1,482,890.00					193,45
Waste Water	7605-2350						
LNG	7605-2360					1,098,700.00	765,75
W/C	7605-1100						
Dissolution	7605-1210	53,944	5,449		1,190		
Unit 1	7605-1220	756,665	43,970	698,470	4,052	709,403	
Unit 2	7605-1230	453,221	25,492	466,212	1,124	389,297	
WF Common	7605-1240						
Milling	7605-1250	89,787		848,499			
Compacting	7605-1260	40,882		171,882			
Micronizing	7605-1270	1,074		41,520			
Packing	7605-1280	87,318		422,337			
TOTAL		2,145,120.00	74,911.00	2,648,920.00	6,366.00	1,098,700.00	

SYS. INPUT SKF.	7605-2320	662,230.00	Elec
	7605-2330	0.00	Elec
	7605-2340	1,482,890.00	Elec

The Information to input that receive from Site Controller Activity qty adjustment.xls .

- Go to sheet 'step 3 (Pivot Table).
- Enter statistical key figure to KB31N (on above slide).

3.4. I run the SAP transaction KB21N - enter direct activity allocation

3.4.1. For company 6746

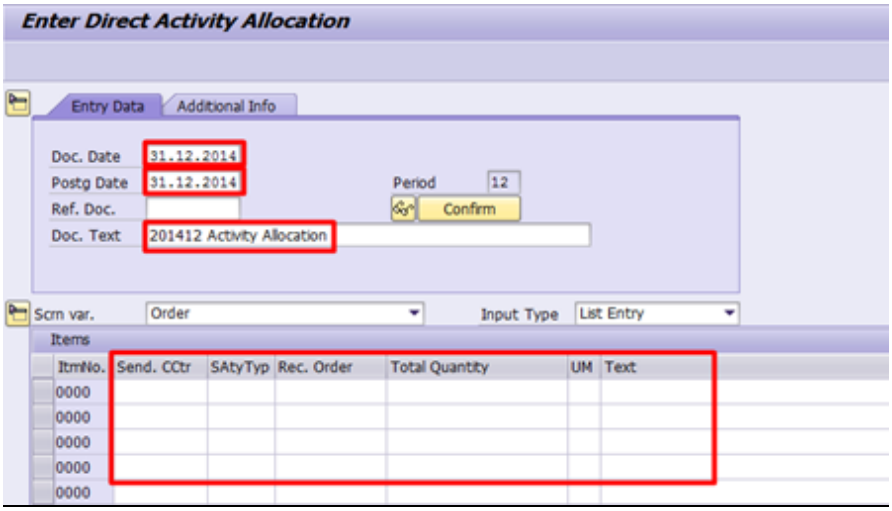

- Enter document date to end of the month.
- Enter posting date to end of the month.
- Enter document text.
- Fill in Send. CCtr/ SAtyTyp/ Rec. Order/ Total Quantity by information that receiver from Site Controller (in below slide).

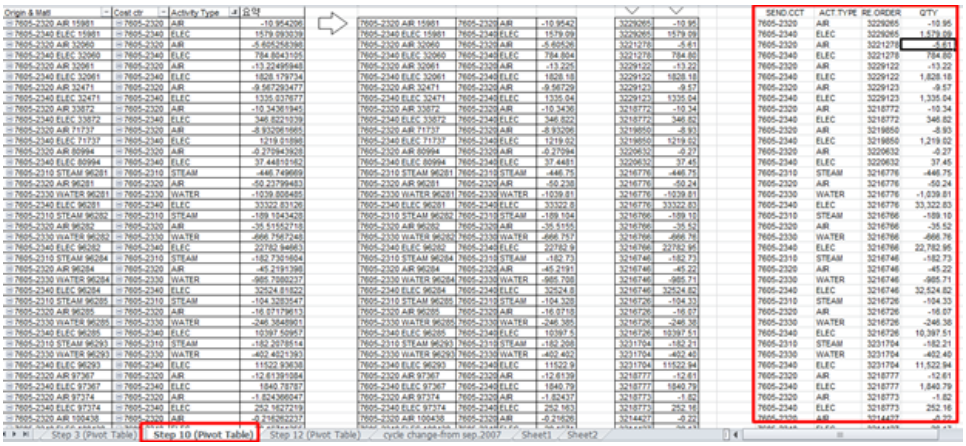

- The Information that receive from Site Controller.
- Go to sheet ‘step 10 (Pivot Table).
- Filter column SEND.CCT/ ACT.TYPE/ RE.ORDER/ Q’TY.
  by remove ‘PACK2 and zero quantity’.
  Post all the rests that is filter in KB21N (in above slide.

3.4.2. For company 7525

Activity Quantity Variance report

KB21N

Cost center	Activity Name	Activity	Cost Element	Standard Qty. System
7603-1421	STEAM	3263334	662	
7603-1423	WATER	3263334	12,637	
7603-1424	ELEC	3263334	104,348	
7603-1425	EFLU	3263334	-	
7603-1427	AZOTE	3263334	- 4	
7603-1430	GAZ	3263334	3	
7603-1421	STEAM	3260498	499,565	
7603-1423	WATER	3260498	9,548,975	
7603-1424	ELEC	3260498	78,844,875	
7603-1425	EFLU	3260498	0,000	
7603-1427	AZOTE	3260498	-3,612	
7603-1430	GAZ	3260498	1,675	
7603-1451	GAZ	3259658	-4,050	
7603-1452	ELEC	3259658	-50,124,857	
7603-1453	WATER	3259658	-381,461	
7603-1454	AZOTE	3259658	-10,498	
7603-1456	STEAM	3259658	291,604	
7603-1457	AIR	3259658	118,533	

Activity quantity variance report will be provided by site controller.

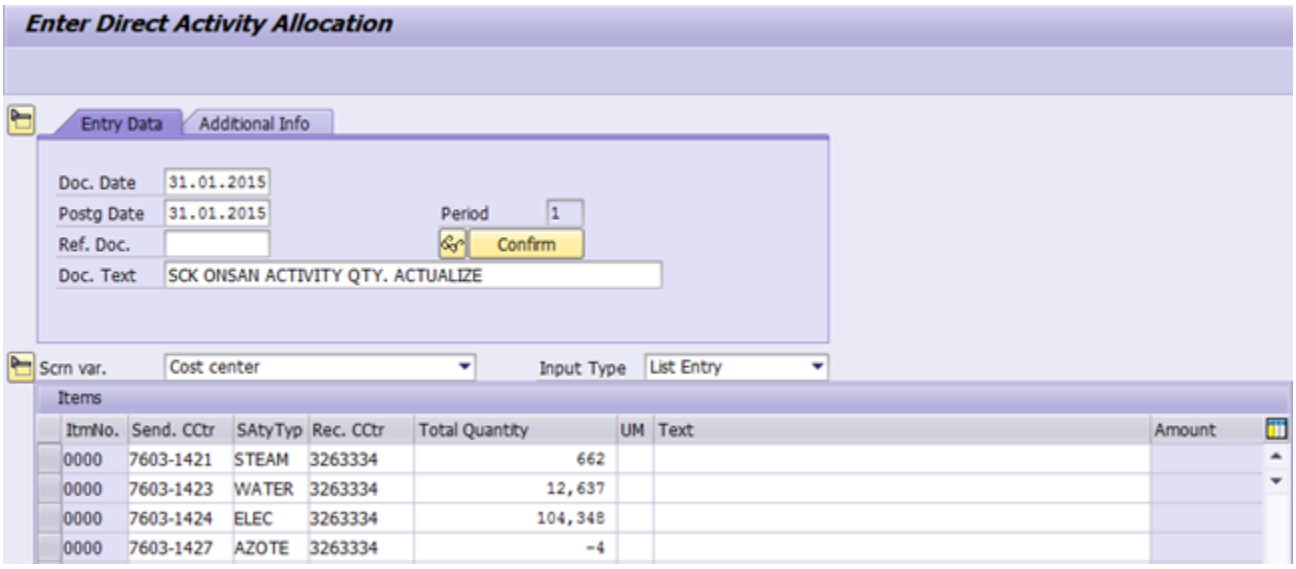

- Enter end of month for document and posting date.
- Enter document text.
- Fill in all information from excel (Send. CCtr, Aty Typ, Rec. CCtr and Total Quantity).
- Then click .

3.5. I run SAP transaction S_ALR_87013611 - cost center - actual / plan / variance: selection

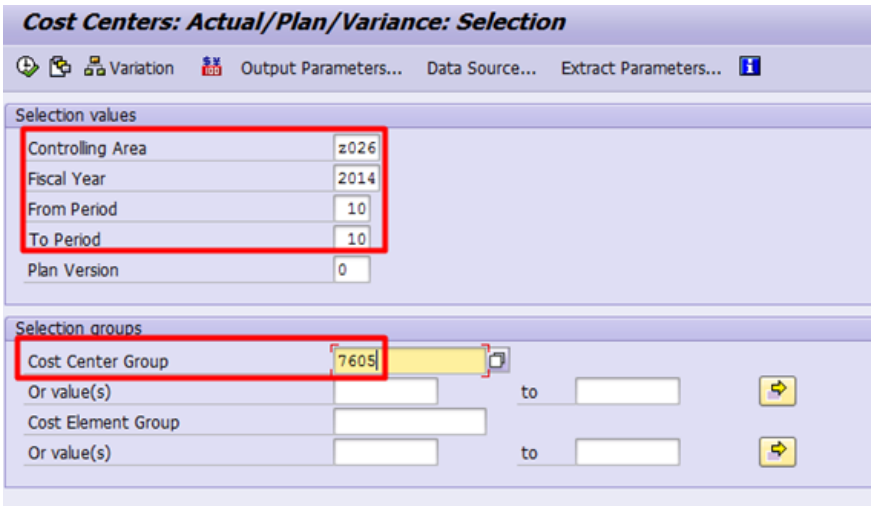

- Enter Controlling area ‘Z026’.
- Enter fiscal year.
- Enter from period as the closing month.
- Enter to period as the closing month.
- Enter cost center group ‘7605 for Solvay Silica Korea’

  ‘7603 for Solvay Chemicals Korea’.

- Click on .

Cost Centers: Actual/Plan/Variance Date: 04.11.2014 Page: 3 / 4

Column: 1 / 2

Cost Center/Group 7605 Incheon - Plant
Person responsible: *
Reporting period: 10 to 10 2014

Activity Types	Act. Acty	Plan Acty	Var.(Abs.)	Var.(%)
AIR AIR COMPRESSED	2,376 KN3	3,379 KN3	1,003- KN3	29.69-
AMO Direct Depreciation	7,685.40 H	8,991.58 H	1,306.18- H	14.53-
ELEC Electricity Consumed	1,404,425 KWH	1,495,767 KWH	91,342- KWH	6.11-
GAZ GAS KN3	974 KN3	1,151 KN3	178- KN3	15.43-
MACHI DIR FIX O/H (CNP) /h	7,685.40 H	8,991.58 H	1,306.18- H	14.53-
MAINT Maintenance Labour	1,348.00 H		1,348.00 H	
MANHO Direct Labour	7,616.15 H	8,991.58 H	1,375.43- H	15.30-
PACK2 Packing Variable Costs	53,780 TO	59,771 TO	5,991- TO	10.02-
STEAM Steam	6,142 TO	7,998 TO	1,856- TO	23.21-
WATER Water Consumed	96,922 M3	81,226 M3	15,696 M3	19.32

	A	B	C	D	E	F	G	H	I
								Step 5	Step 6
	of Actual qty								
	n	Activity Type	요약	Step 4			Std Confirmed Qt	Actual Qty	Adjustment
	rigin	Step 1	0		7605-1250 AMO	AMO	1,390.529	1000	-390.529
	05-1250 AMO	AMO	1390.529		7605-1250 MACHI	MACHI	1,390.529	900	-490.529
	05-1250 MACHI	MACHI	1390.529		7605-1250 MANHO	MANHO	1,366.097	500	-866.097
	05-1250 MANHO	MANHO	1366.097		7605-1280 AMO	AMO	3,143.188	1800	-1343.188
	05-1280 AMO	AMO	3143.188		7605-1280 MACHI	MACHI	3,143.188	1900	-1243.188
	05-1280 MACHI	MACHI	3143.188		[illegible]	[illegible]	[illegible]	[illegible]	-2703.501
	05-1280 MANHO	MANHO	3103.501		7605-2320 AIR	AIR	3,232.633	2,375.64	-856.989
	05-2320 AIR	AIR	3232.633		7605-2340 ELEC	ELEC	1,228,686.961	1,404,425	175738
	05-2340 ELEC	ELEC	1228686.961		[illegible]	[illegible]	[illegible]	[illegible]	-462.979
	05-1270 AMO	AMO	762.979		7605-1270 MACHI	MACHI	762.979	300	-462.979
	05-1270 MACHI	MACHI	762.979		7605-1270 MANHO	MANHO	762.979	60	-702.979
	05-1270 MANHO	MANHO	762.979		7605-1260 AMO	AMO	882.200	500	-382.2
	05-1260 AMO	AMO	882.2		7605-1260 MACHI	MACHI	882.200	500	-382.2
	05-1260 MACHI	MACHI	882.2		7605-1260 MANHO	MANHO	846.142	70	-776.142
	05-1260 MANHO	MANHO	846.142		7605-1210 AMO	AMO	507.026	170	-337.026
	05-1210 AMO	AMO	507.026		7605-1210 MACHI	MACHI	507.026	170	-337.026
	05-1210 MACHI	MACHI	507.026		7605-1210 MANHO	MANHO	500.546	560	59.454
	05-1210 MANHO	MANHO	500.546		7605-1220 AMO	AMO	528.237	250	-278.237
	05-1220 AMO	AMO	528.237		7605-1220 MACHI	MACHI	528.237	250	-278.237
	05-1220 MACHI	MACHI	528.237		[illegible]	[illegible]	[illegible]	[illegible]	-128.237
	05-1220 MANHO	MANHO	528.237		7605-2310 STEAM	STEAM	7,505.530	6,141.88	-1363.65
	05-2310 STEAM	STEAM	7505.53		7605-2330 WATER	WATER	69,431.767	96,922.00	27490.23
	05-2330 WATER	WATER	69431.767		[illegible]	[illegible]	[illegible]	[illegible]	-271.241
	05-1230 AMO	AMO	471.241		7605-1230 MACHI	MACHI	471.241	200	-271.241
	05-1230 MACHI	MACHI	471.241		7605-1230 MANHO	MANHO	508.649	250	-258.649
	05-1230 MANHO	MANHO	508.649		[illegible]	[illegible]	[illegible]	[illegible]	53530.35
	05-2370 PACK2	PACK2	53780.348		7605-2360 GAZ	GAZ	967.048	973.57	6.519
	05-2360 GAZ	GAZ	967.048						
	계		1386591.238					1,067	-93.433

Step 3 (Pivot Table) | Step 10 (Pivot Table) | Step 12 (Pivot Table) | cycle change-from sep.2007 | Sheet1

- Compare activity quantity between T-code S_ALR_87013611 and excel file name ‘Activity Q’ty Adjustment’ sheet step3.

3.6. I run SAP transaction KSU5 - execute actual assessment for companies

This transaction is used to allocate actual costs within a cost center during the accounting period to receiver cost centers according to user-defined distribution rules.

3.6.1. For company 6746

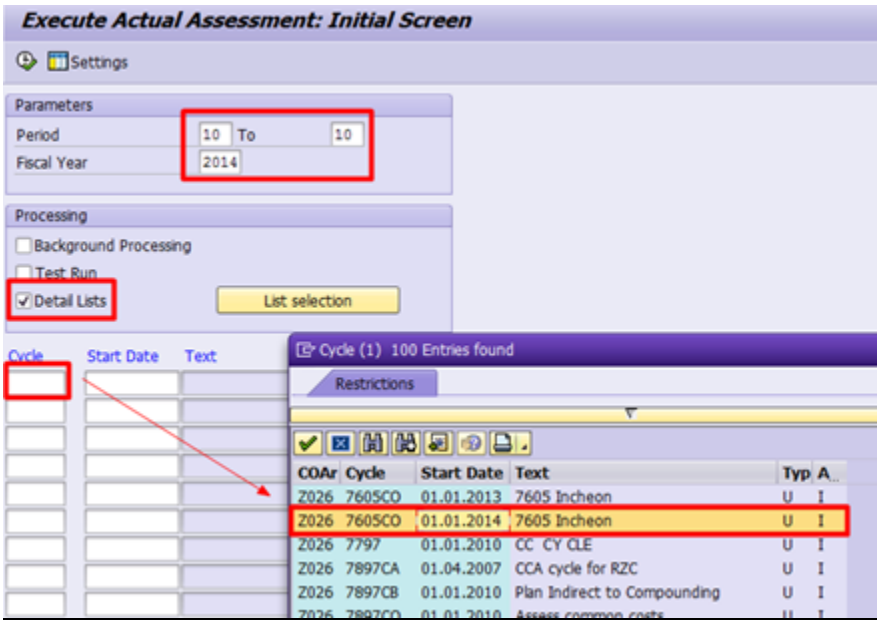

- Enter period by enter closing period only.
- Fiscal year.
- Cycle is ‘7605CO’.

3.6.2. For company 7525

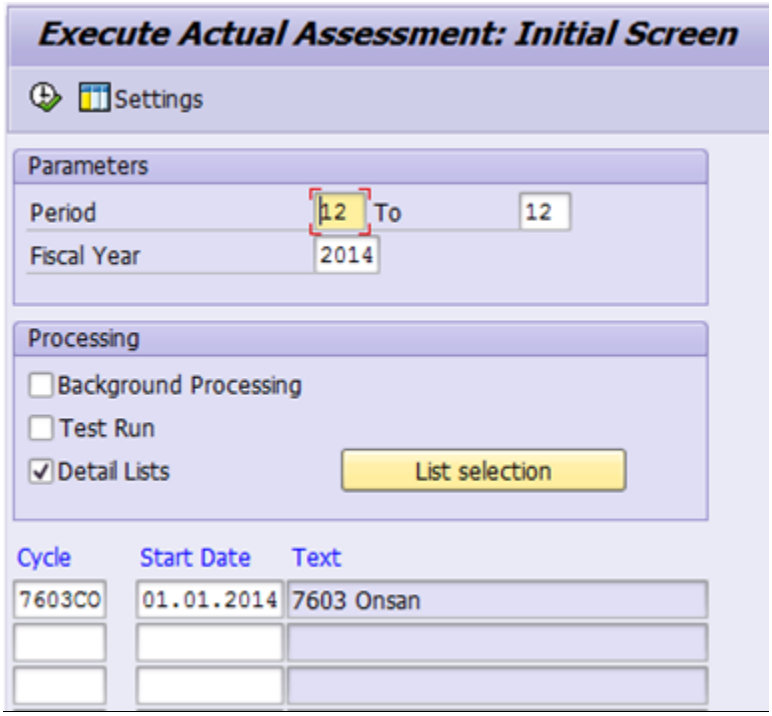

- Enter closing month and fiscal year.
- Mark only ‘Detail Lists’.
- Enter cycle ‘7603CO’ for Solvay Chemicals Korea, start date is always beginning of the year.
- Then execute.

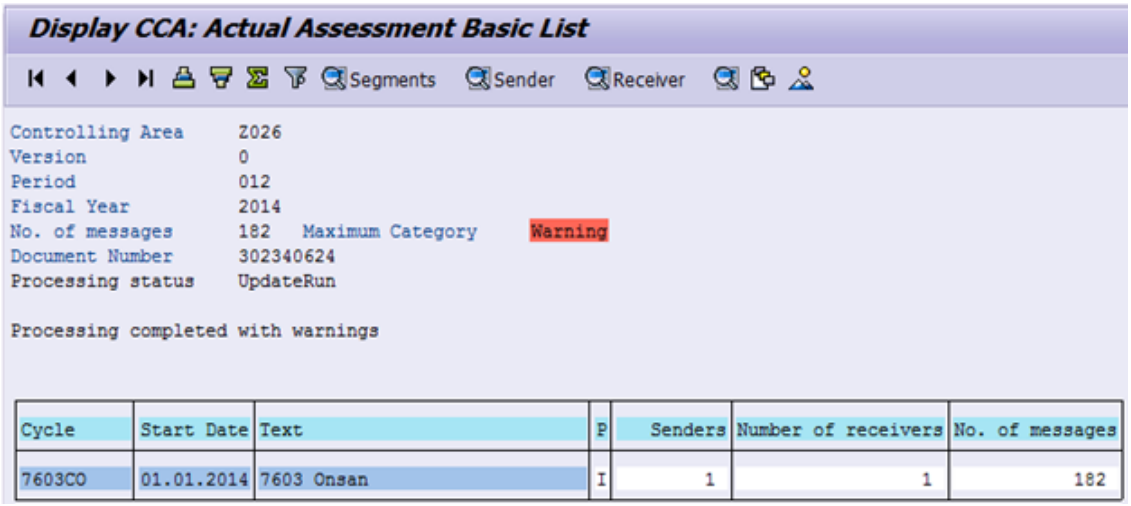

- Make sure that there is no error occurred during cost allocation.
- If there is error occurred, contact front office to correct it.
- Although processing completed with warnings, the transaction is still completely done.
- Then execute cost center report S_ALR_87013611, all the indirect cost center balance supposed to be 0.

3.7. I run AP transaction KB15N - manual cost allocation

3.7.1. For company 7525 only

	SENDOR			RECEIVER	Solvay Chemicals Korea
CDM	7603-1021	99422000(LABOR)	33,369,833	7525-9012	33,369,833
KB15N	7603-1021	99422200(M. LABOR)	11,009,491	7525-9012	11,009,491

Labor allocation file will be provided by site controller

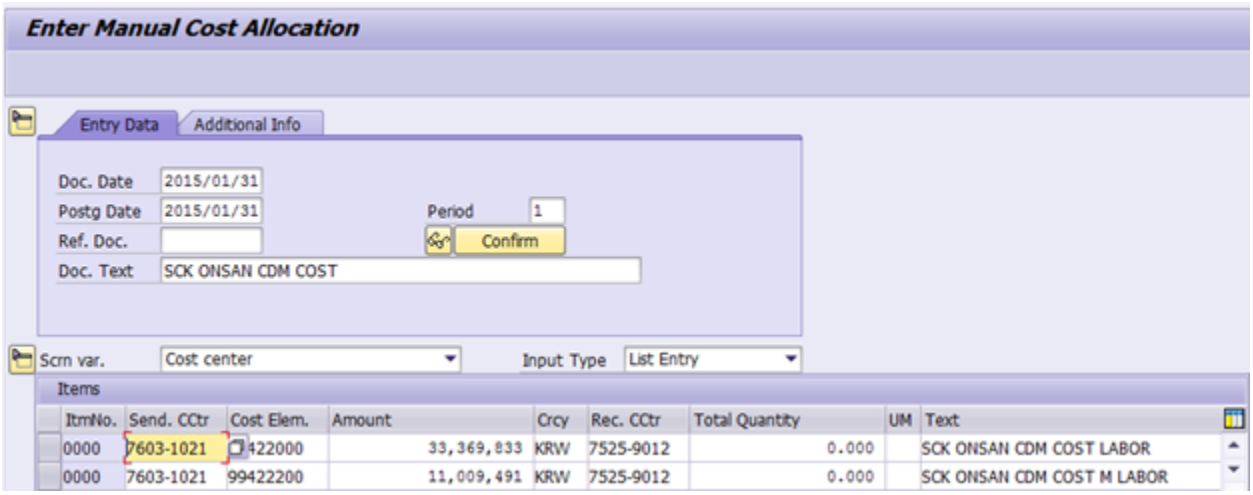

- Enter end of month for document and posting date.
- Enter document text.
- Fill in all information from excel (Send CCrr, Cost Elem., Amount, Crcy, Rec Cctr and text).
- Then click .

3.8. I run the SAP transaction FB01 - post document

3.8.1. For company 7525 only

Use for general financial postings which Solvay Chemicals Korea use to post shared service. The document type will determine the type of financial posting, for example a general ledger posting or vendor invoice. Posting keys will determine whether a general ledger or sub ledger account is posted to.

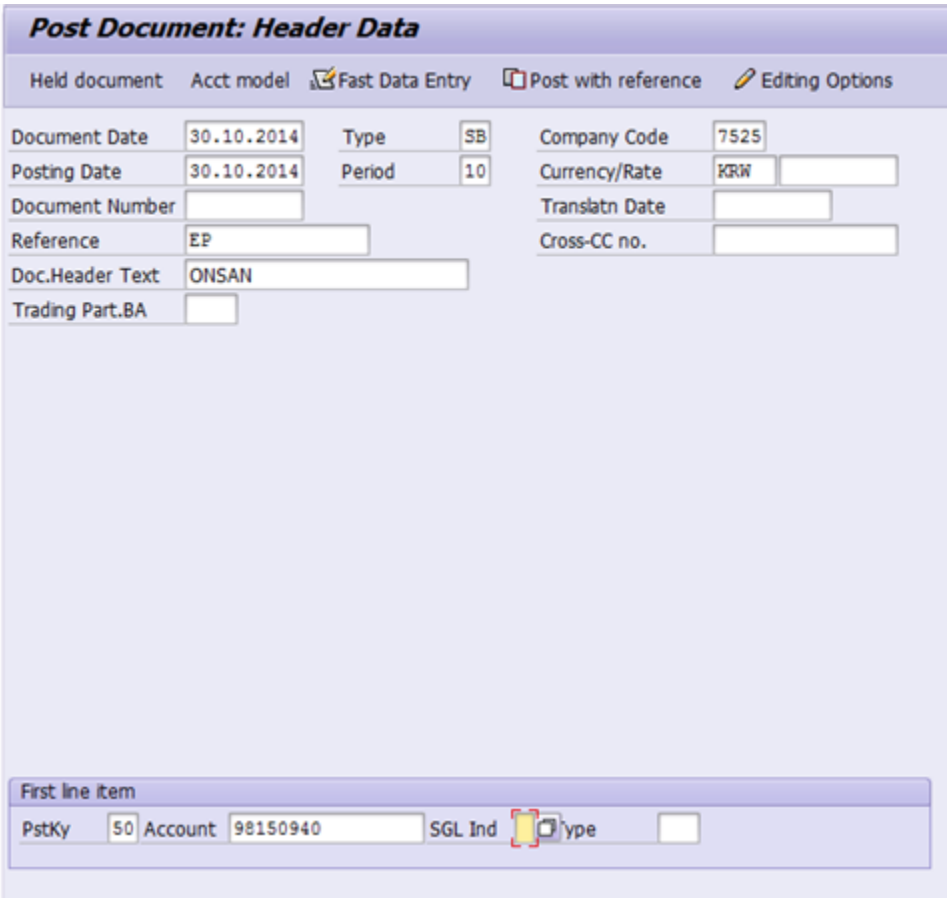

- Enter end of month for document and posting date.
- Enter ‘SB’ for document type.
- Enter company code and currency.
- Enter reference and document header text.
- Enter posting key and G/L account.
- Or either post with reference by clicking on ‘Post with reference’.

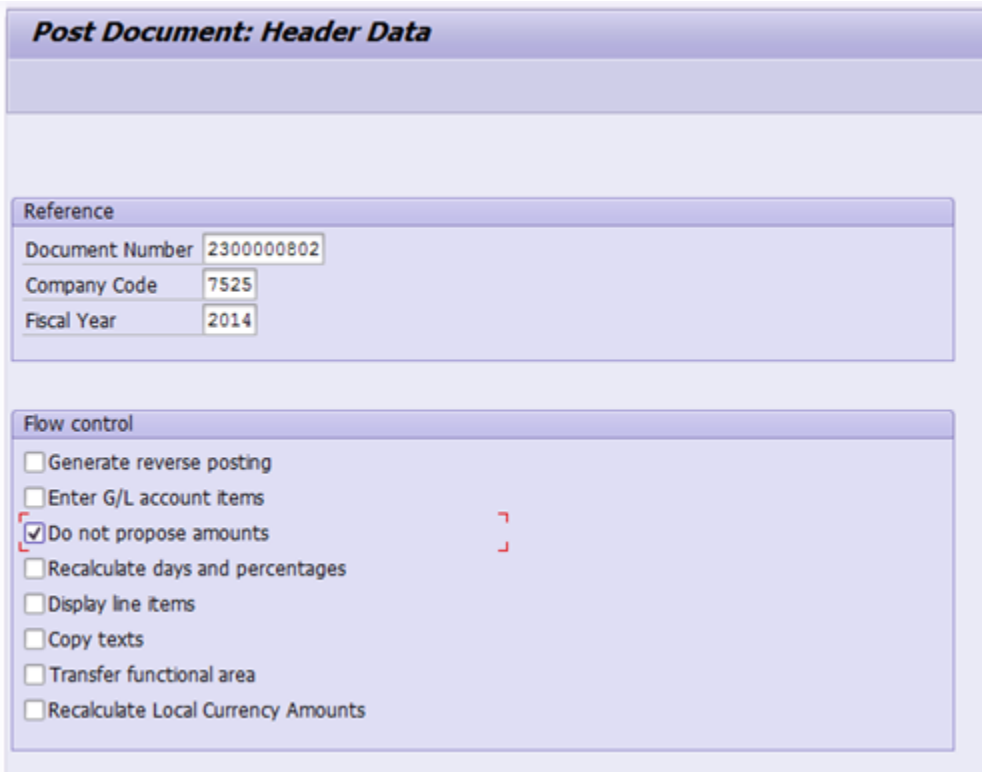

- Enter document number with document number from what have posted last month.
- Enter company code and fiscal year.
- Mark on 'Do not propose amounts'.

					폴리머		아디핀	아디핀	
POLY ONSAN	LNG (KN3)	GNPRO	98150942	7603-1451					
910	ELECT (KWH)	ELEC	98150940	7603-1452		98150940	128,872	11,263,405	7603-1424
	RW/DW/PW (M3)	WATER	98150955	7603-1453	26,080,465	98150955	35,802	16,247,699	7603-1423
	N2 (KN3)	AZOTE	98150941	7603-1454	5,637,941	98150941	139,934	5,637,941	7603-1427
	WWT/CW/SLUDGE (TO)	EFLU	98150950	7603-1455	16,413,707	98150950	38,274	17,107,592	7603-1425
	STEAM (TO)	STEAM	98150945	7603-1456	110,485,748	98150945	2,287	110,763,632	7603-1421
	COMP-AIR (KN3)	AIR	98150952	7603-1457	9,278,394				7603-1422
	Other Chemical					98150341		6,875,986	7603-9121
					167,896,256			167,896,255	

Shared Service Table which will be provided by site controller

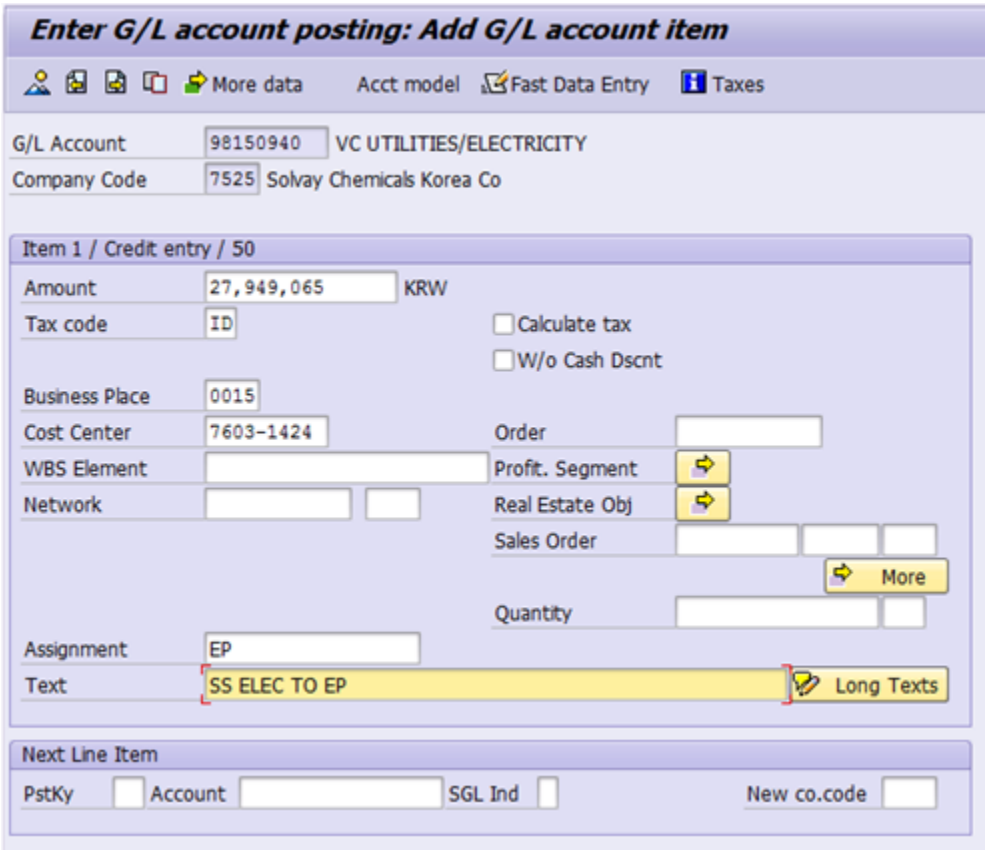

- Fill in all information (amount, cost center, assignment and text) from shared service table.
- Post every single and make sure that debit and credit side is balanced.
- Then click .

3.9. I run SAP transaction KSS2 - actual cost splitting

3.9.1. For companies 6746 and 7525

Is used to split costs into activity type if more than one activity type exists on the cost center. Costs can be split according to costs from the cost center to different activities based on equivalence numbers or actual activity.

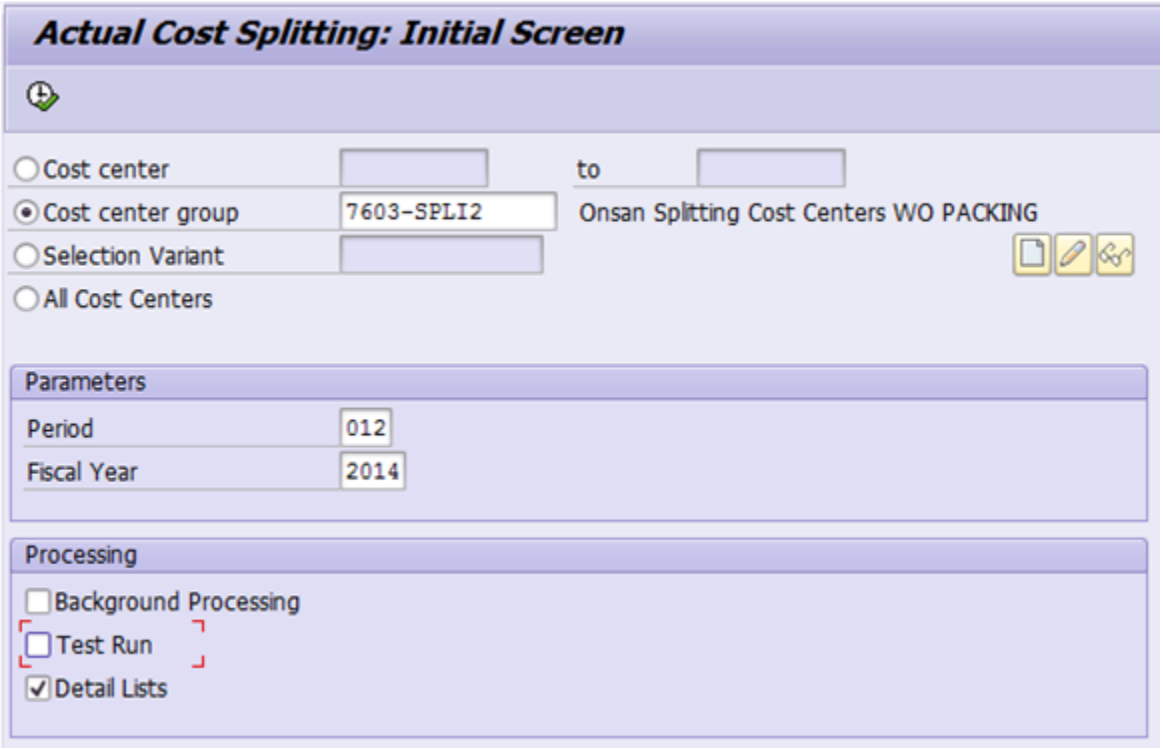

- Enter a defined cost center group for Solvay Chemicals Korea is ‘7603-SPLI2’

  and for Solvay Silica Korea is ‘7605-SPLIT’.

- Enter the closing period and the fiscal year.
- For the processing run choose only ‘Detailed lists’.
- Execute.

3.10. I run SAP transaction KSII - actual price calculation

3.10.1. For companies 6746 and 7525

Calculates an activity price which is based on planned costs and activity. The actual costs posted on each production cost center are split by the actual quantities, for all activity types.

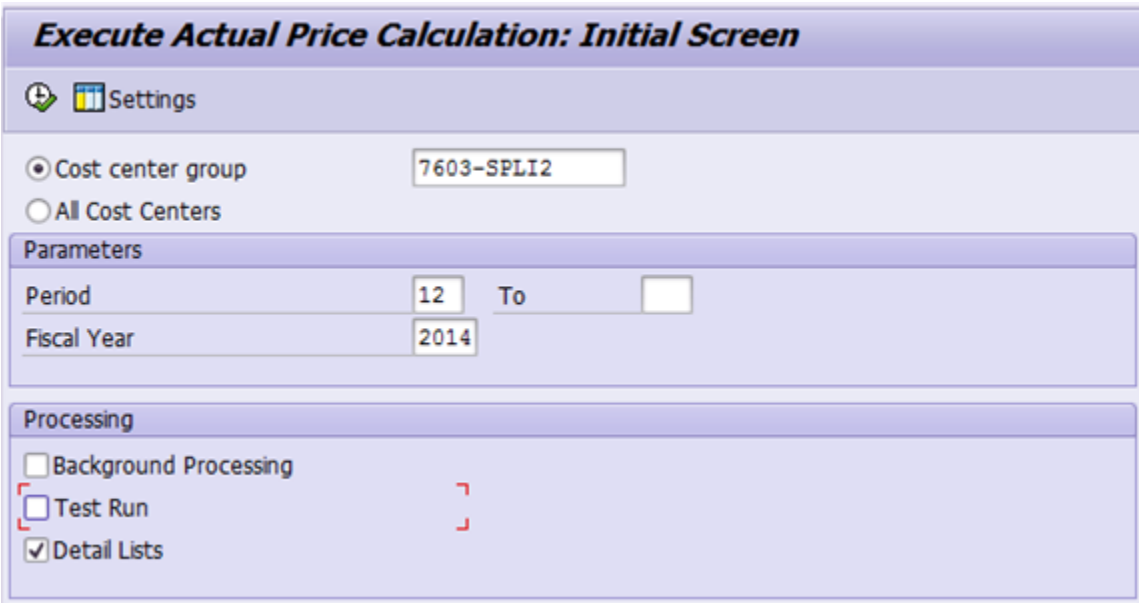

- Enter a defined cost center group for Solvay Chemicals Korea is ‘7603-SPLI2’.

and for Solvay Silica Korea is ‘7605-SPLIT’.

- Enter the closing period and the fiscal year.
- Click on .

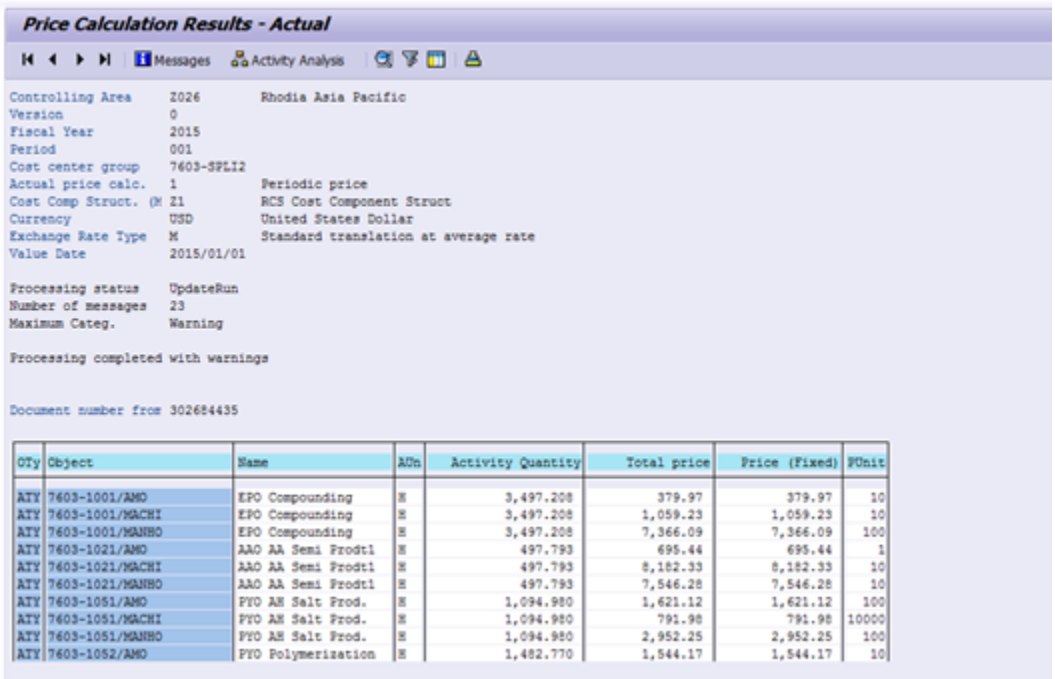

Price Calculation Results - Actual

Messages | Activity Analysis

```
Controlling Area      Z026        Rhodia Asia Pacific
Version               0
Fiscal Year           2015
Period                001
Cost center group     7603-SPLI2
Actual price calc.    1           Periodic price
Cost Comp Struct. (M  Z1          RCS Cost Component Struct
Currency              USD         United States Dollar
Exchange Rate Type    M           Standard translation at average rate
Value Date            2015/01/01

Processing status     UpdateRun
Number of messages    23
Maximum Categ.        Warning

Processing completed with warnings


Document number from 302684435
```

OTy	Object	Name	AUn	Activity Quantity	Total price	Price (Fixed)	PUnit
ATY	7603-1001/AMO	EPO Compounding	H	3,497.208	379.97	379.97	10
ATY	7603-1001/MACHI	EPO Compounding	H	3,497.208	1,059.23	1,059.23	10
ATY	7603-1001/MANHO	EPO Compounding	H	3,497.208	7,366.09	7,366.09	100
ATY	7603-1021/AMO	AAO AA Semi Prodt1	H	497.793	695.44	695.44	1
ATY	7603-1021/MACHI	AAO AA Semi Prodt1	H	497.793	8,182.33	8,182.33	10
ATY	7603-1021/MANHO	AAO AA Semi Prodt1	H	497.793	7,546.28	7,546.28	10
ATY	7603-1051/AMO	PYO AH Salt Prod.	H	1,094.980	1,621.12	1,621.12	100
ATY	7603-1051/MACHI	PYO AH Salt Prod.	H	1,094.980	791.98	791.98	10000
ATY	7603-1051/MANHO	PYO AH Salt Prod.	H	1,094.980	2,952.25	2,952.25	100
ATY	7603-1052/AMO	PYO Polymerization	H	1,482.770	1,544.17	1,544.17	10

- First time run as test run to see there is no error then run as real one for second time.
- If there is amount in ‘Price (Fixed)’ for variable cost center, need to move to variable price by using transaction ‘KBK6’.
- Make sure that the process is completed without errors.
- See if there is fixed price in CNP cost center need to correct it in transaction ‘KBK6’.

3.11. I run SAP transaction KBK6 - cost centers manual actual price change

3.11.1. For companies 6746 and 7525

Is used to move fixed actual price to variable actual price for variable cost center.

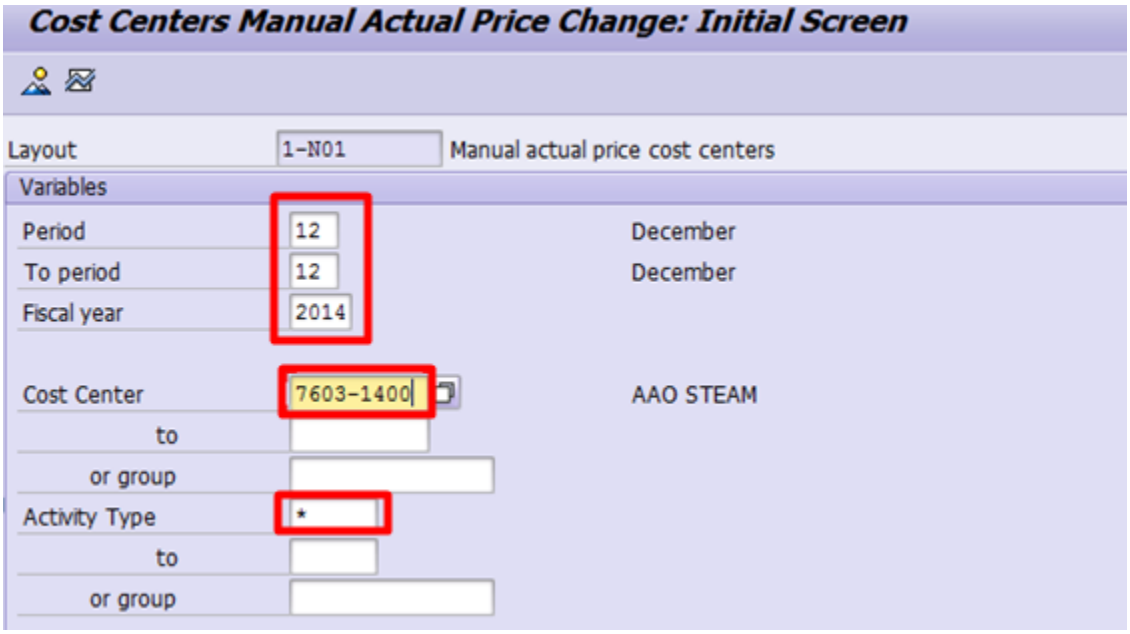

- Enter the closing period and the fiscal year.
- Enter the cost center that have to move from fixed actual price to variable actual price referring to the result in KSII.
- Enter the activity type.
- Click on .

- Move fixed actual price amount to variable actual price.
- Click on .

3.12. I run SAP transaction CON2 - revaluation at actual prices: production / process orders

Is used to update the activity variances in process orders.

3.12.1. For company 7525

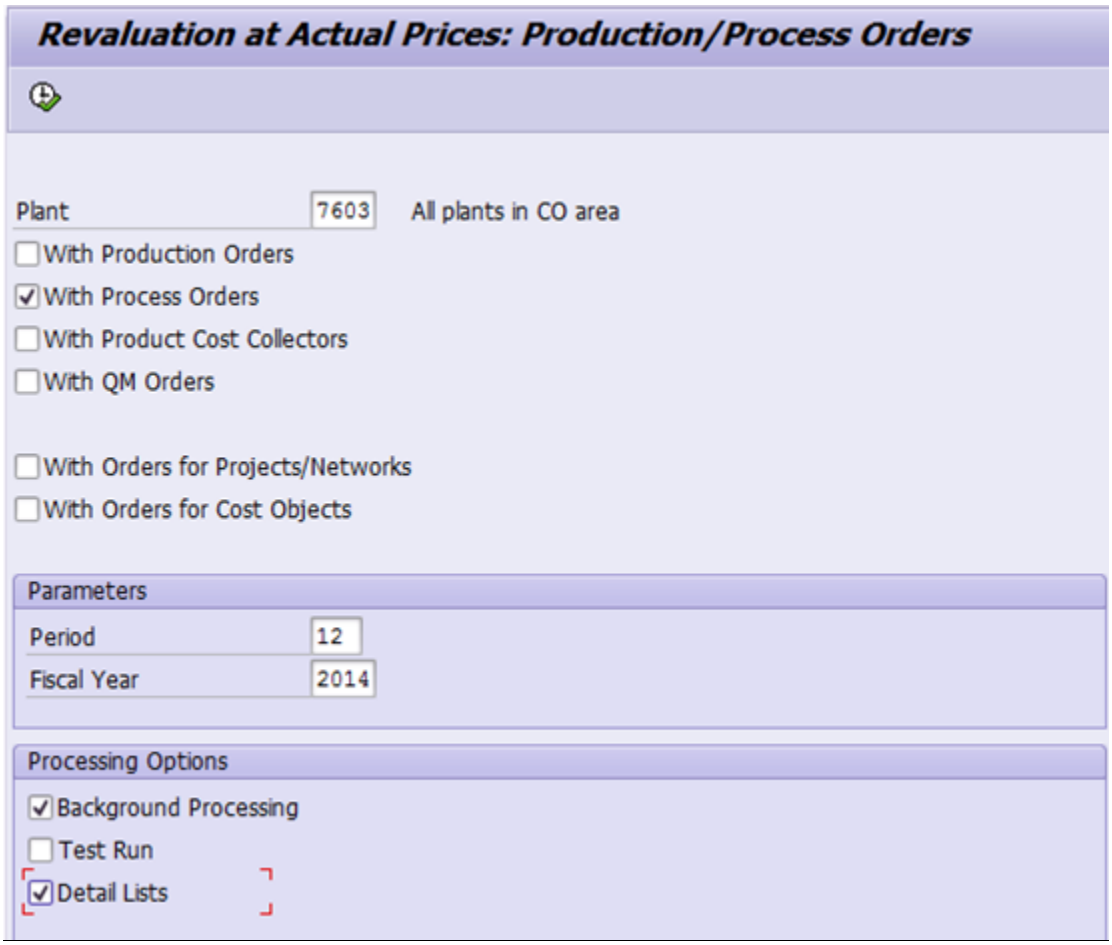

- Enter plant '7603' for Solvay Chemicals Korea.
- Mark only Process orders.
- Mark Detail lists and Background processing.

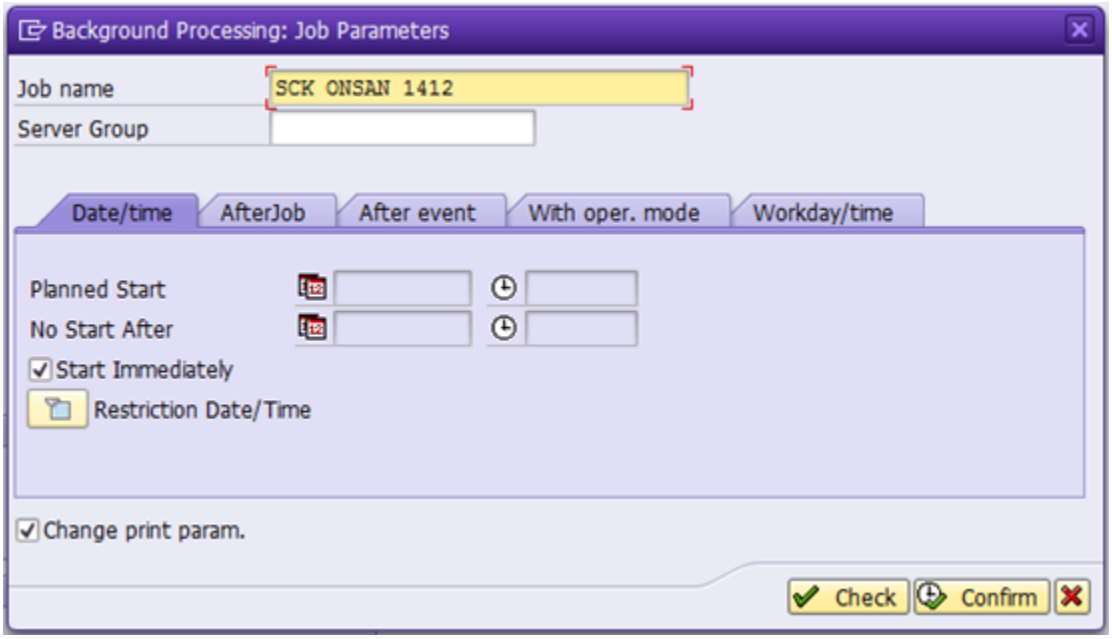

- Specify Job name.
- Mark Start immediately.
- Click on 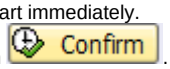

.

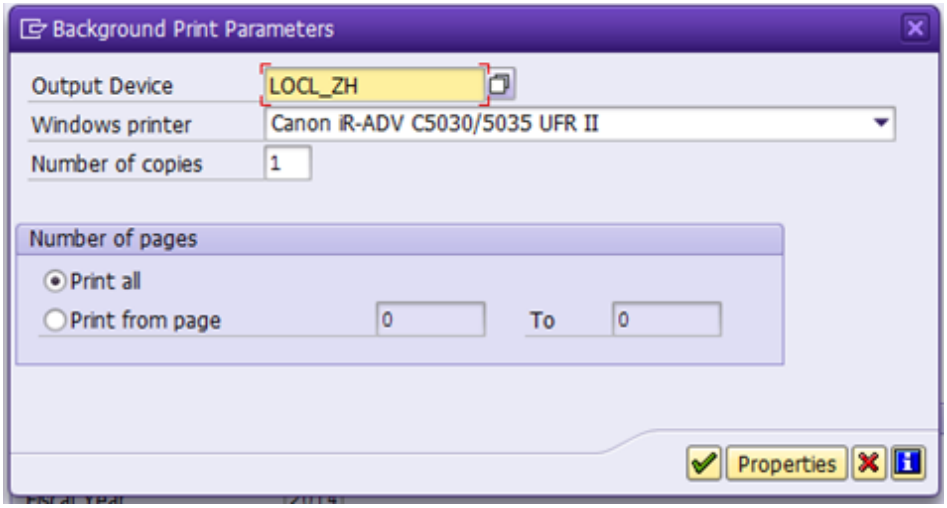

- Click on .
- Go to transaction ‘SM37’.

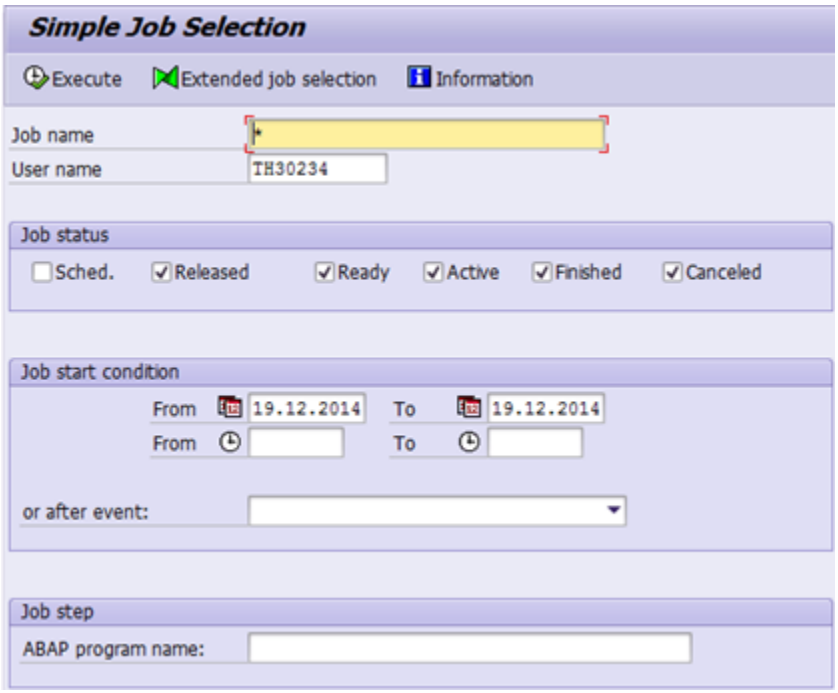

- For Job name can either put ‘*’ or ‘Job name in CON2’.
- Enter Job start condition from ‘today’s date’ to ‘today’s date’.
- Click on 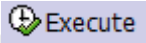 .

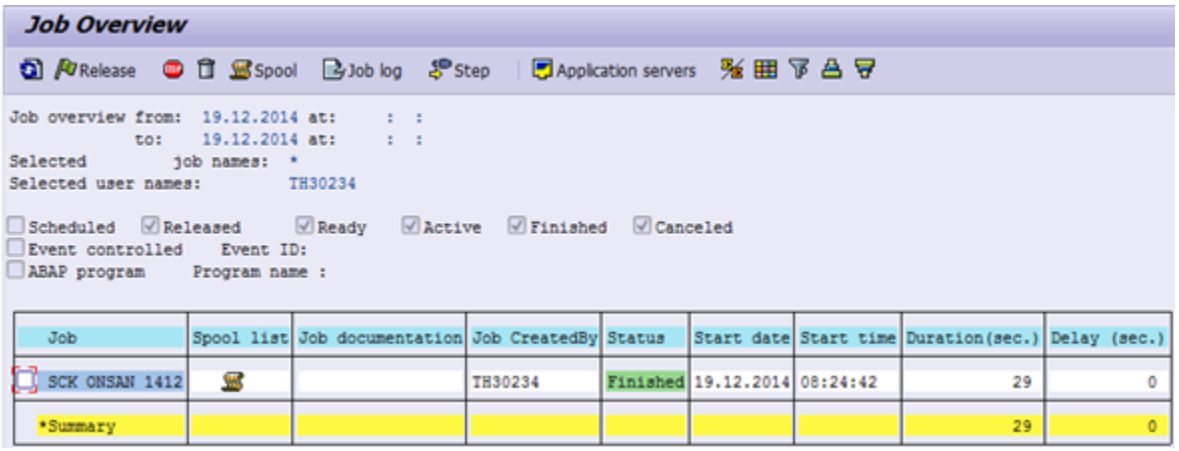

- Wait until status turns from ‘Active’ to ‘Finished’.
- Check error by double click on then .

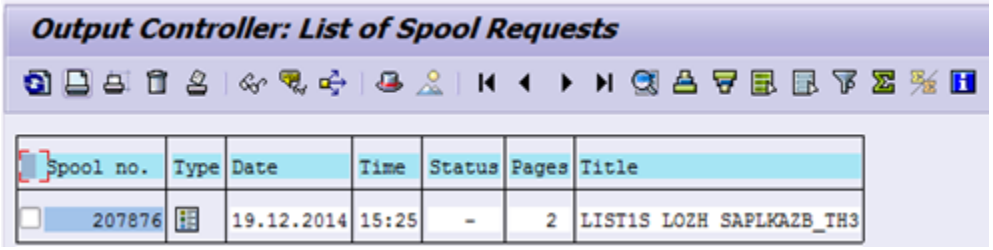

- Click on .

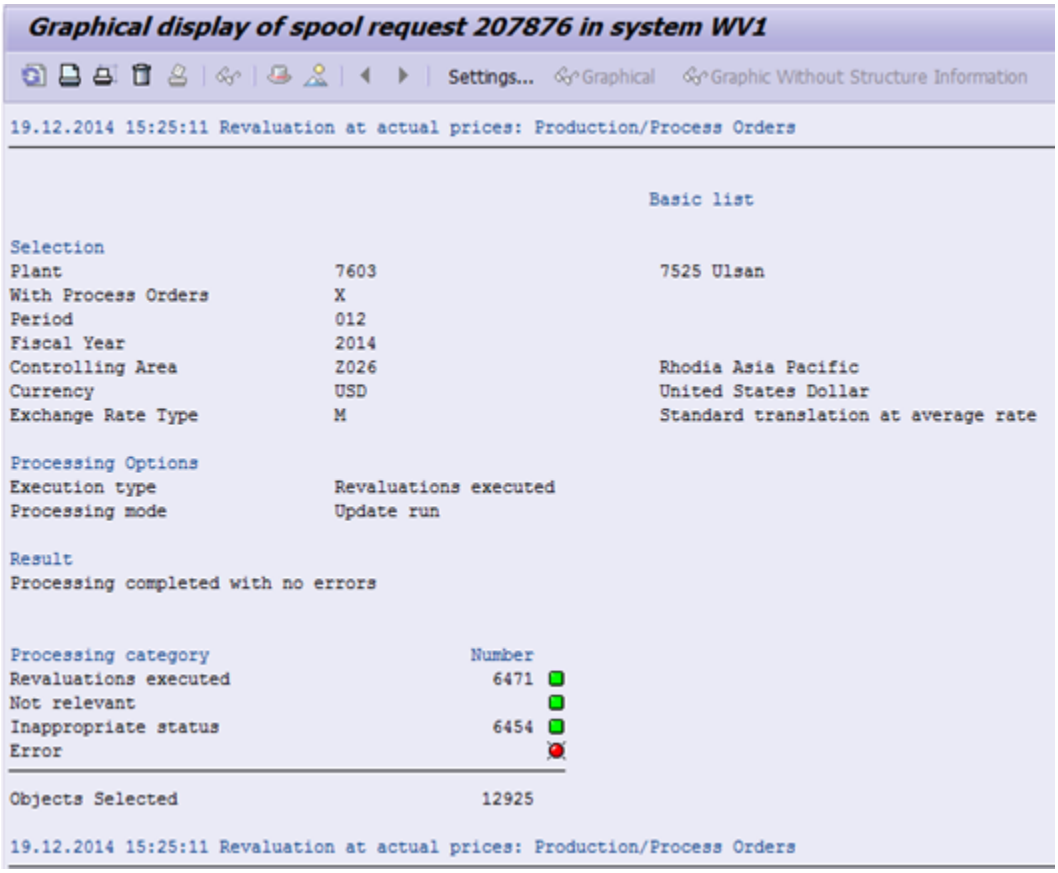

- If there is no error, which means the transaction is completed, can continue next step which is checking cost center (transaction: S_ALR_87013611).
- Balance of debit and credit of cost center should be almost the same number.

3.12.2. For company 6746

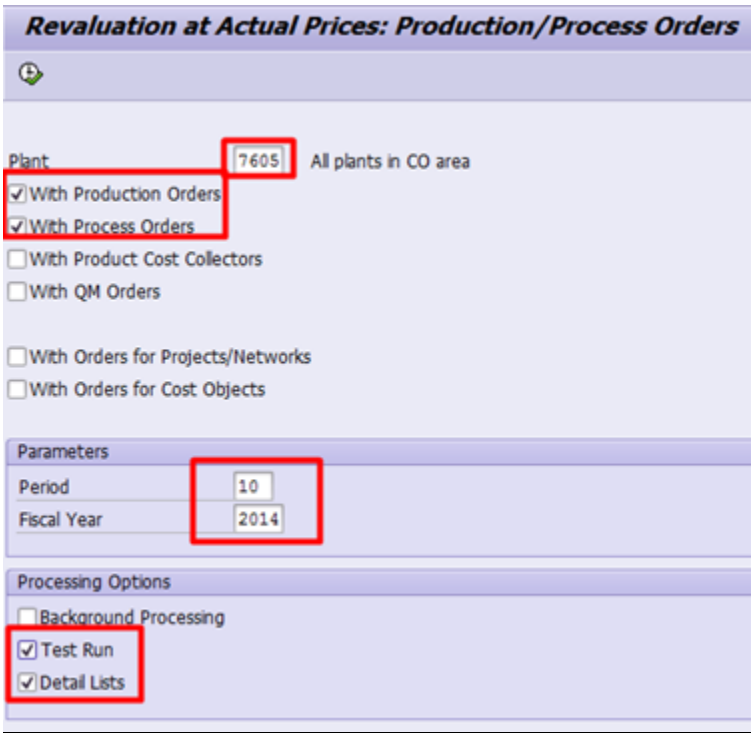

- Go to T-code CON2.
- Plant '7605'.
- Tick on 'With Production Orders' and 'With Process Orders'.
- Enter Period and Fiscal year.
- Tick on 'Test run' for first time running until finished checking step then can run for real.
- Tick on 'Detail Lists'.
- Click on .
- Subtotal on 'Senders' and 'Receivers'.
- Set Layout as the picture.

3.13. I run SAP transaction KKS1 - variance calculation

3.13.1. For companies 6746 and 7525

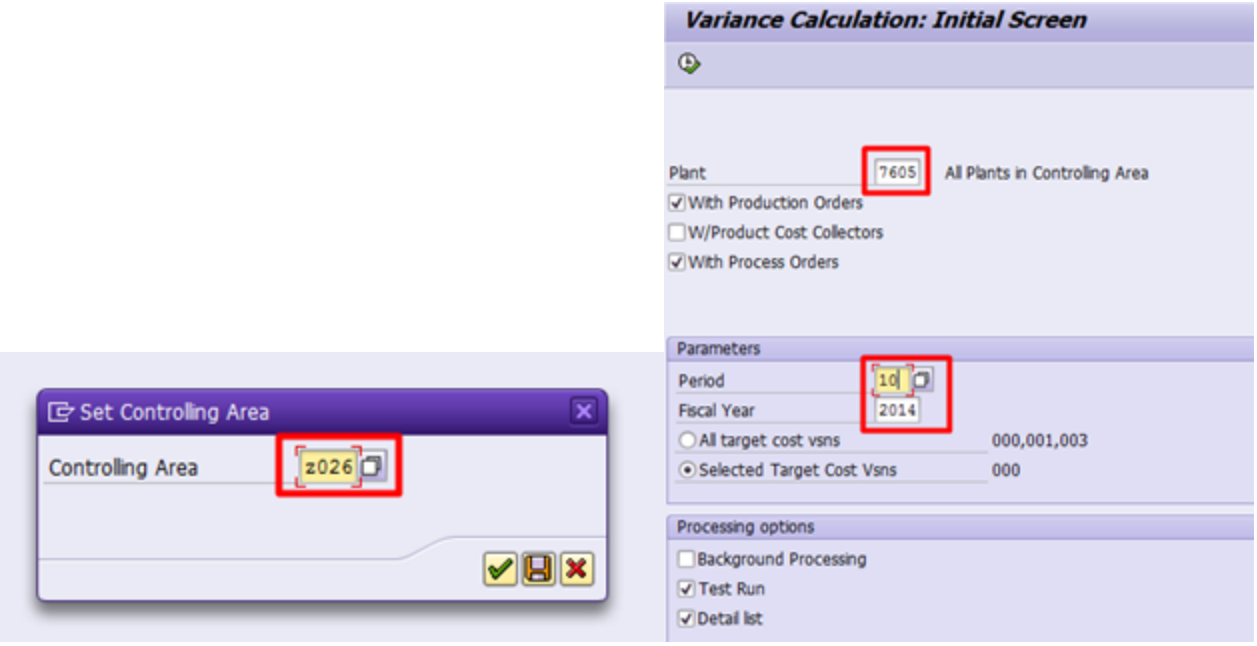

Selection criteria:

- Select plant 7605 for Solvay silica korea, 7603 for Solvay chemical korea.
- Check the with production orders and process orders boxes.
- Input period (current month), year,
- Click on (all target cost vsns).
- Check the detail list box.

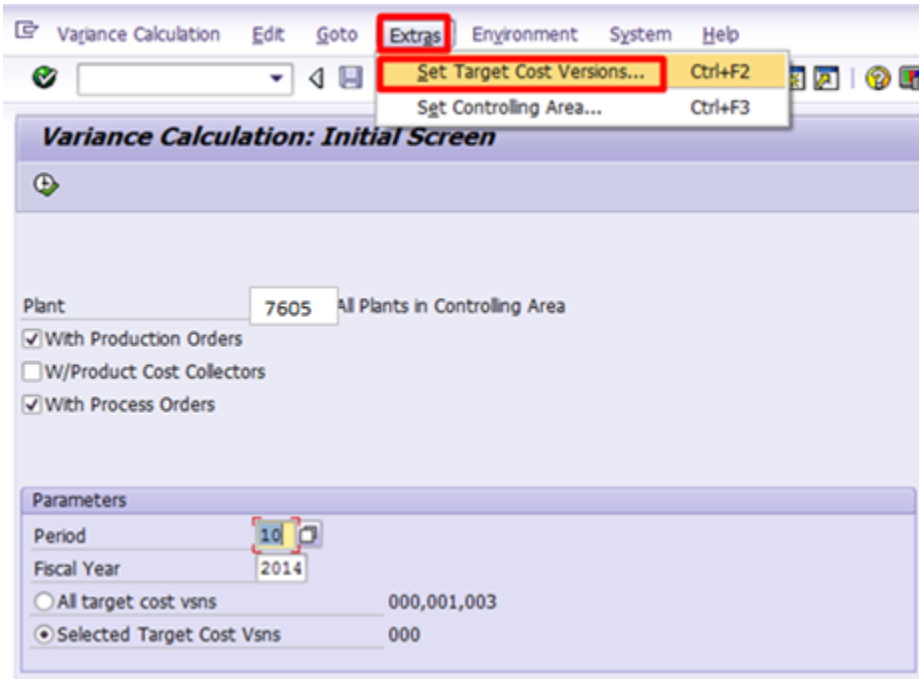

Go to ‘Extra’ then ‘Set Target Cost Versions’:

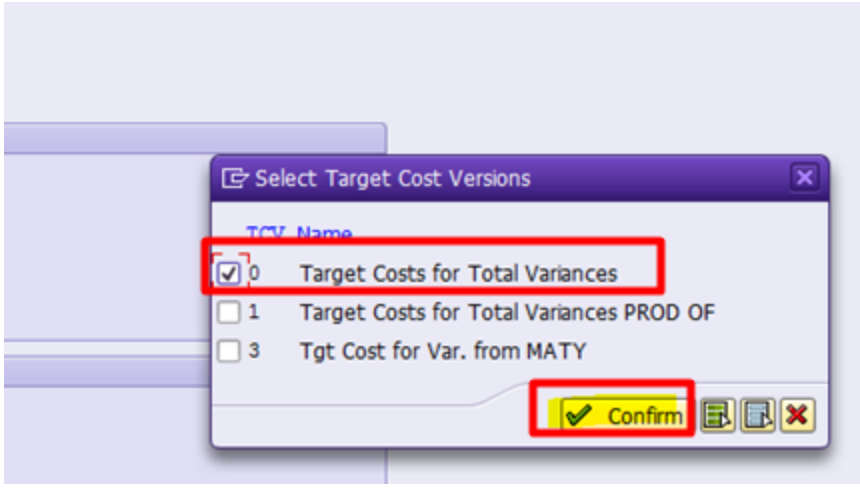

- Select on 'Target Costs for Total Variance
- Click confirm
- Click Execute

3.14. I run SAP transaction CO88 - actual settlement: production / process orders

3.14.1. For companies 6746 and 7525

Is used to settle the process orders to COPA.

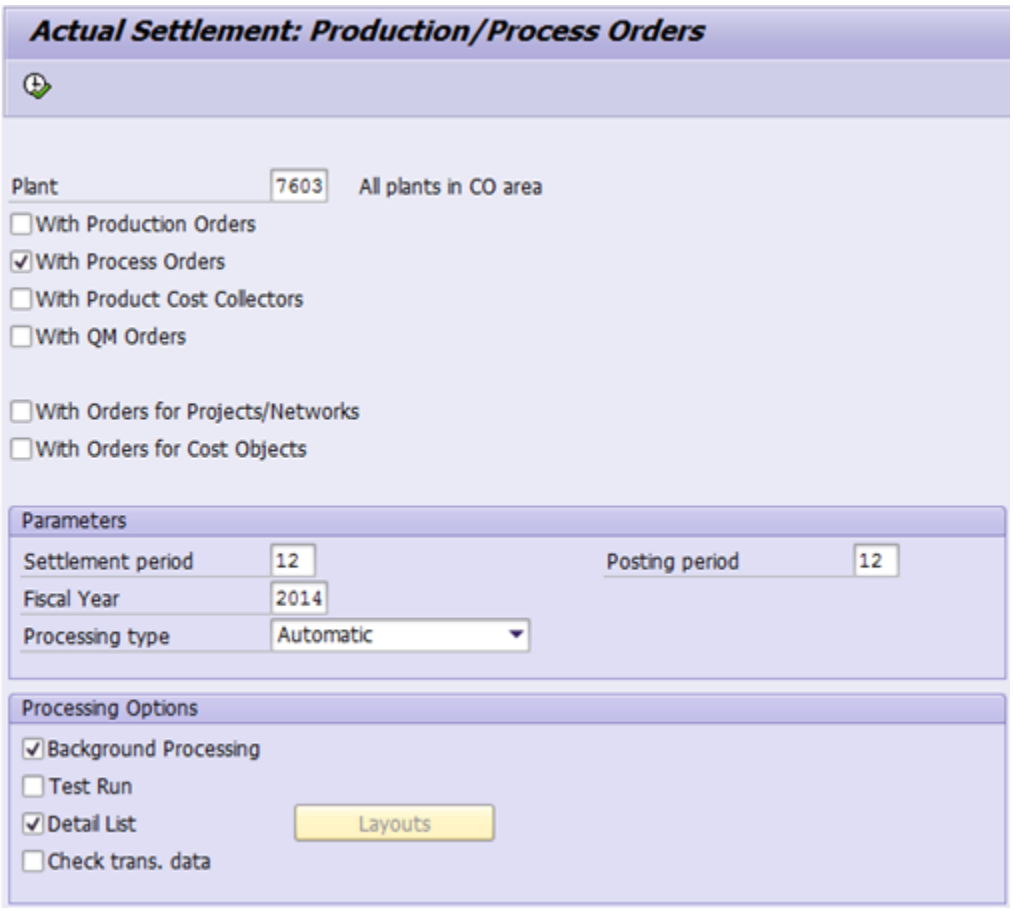

- Enter plant '7605 for Solvay Silica Korea' and '7603 for Solvay Chemicals Korea'.
- Mark 'With process orders' only.
- Enter settlement period, posting period and fiscal year.

- Select automatic for processing type.
- Mark ‘Background processing’ and ‘Detail list’.
- Execute .

Contacts

- Solvay Silica Korea: Choi Young Jun
- Solvay Chemicals Korea: Chang Woo Jang

End of document.