

CJ02 - Update project to Final Asset

STEP 1

If a request is received to change a project to Fixed Asset

Go to **CJ02** and select the project

Change Project: Initial Screen

Project Def.

WBS Element

STEP 2

Select the WBS/Line where you want to create as final assets: **Extras -> Create completed Asset**

Change Project: WBS Element

Project Def. R-U05ALX026 X026 P

Menu: Extras -> Create completed asset

S...	WBS element	Description	Short. ID	Typ
1	R-U05ALX026	X026 PPA for Auto/EE (AE-4133)	AM-644	R2

STEP 3

Go to the next screen and complete the missing information provided in the request: **Asset Class** and **Cost center**.

Create Asset:

Asset(s) to be created

Asset Class: ZUSE4000

Company code / asset: 5782

Number of similar assets: 1

Reference: Company code / asset

Master data

Description: X026 PPA for Auto/EE (AE-4133)

Inventory number:

Business Area: 3100

Cost Center: ND37000010

Plant: AIS

Location:

Additional data

In the bottom of the SAP screen the following message will appear:

1 assets created internally, and distribution rules created

STEP 4

Go the settlement rule of the WBS to confirm you have a new line for the final asset.


WBS element: R-U05ALX026

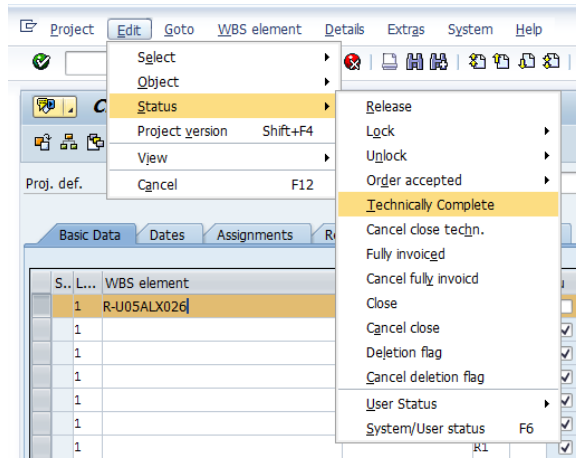
X026 PPA for Auto/EE (AE-4133)

Actual settlement

Default distribution rules											
Cat.	Settlement Receiver	Receiver Short. Text	%	Equivalence no.	Se...	S...	From...	To ...	To Fl...	First Used	Last Used
FXA	150000003370-0	X026 PPA for Auto/EE (...)	100,00	0	ADC	1	0	0		003.2013	005.2013
FXA	107ER000001-0	X026 PPA for Auto/EE (...)	1		FUL	2					

STEP 5

Then go back  to the previous screen, in order to set up the project as Technically completed: **Edit -> Status -> Technically complete**.




STEP 6

Check if the status in WBS is **"TECO"**.

Proj. def. R-U05ALX026 X026 PPA for Auto/EE (AE-4133)

S...	L...	WBS element	Short ID	Typ	Pri	Su	PE	Acct	Bill	System status
1	R-U05ALX026		AM-648	B2			<input checked="" type="checkbox"/>	<input checked="" type="checkbox"/>	<input type="checkbox"/>	TECO AUC SETC

STEP 7

The project can now be **saved**  .

Then, display again the project and settlement rule, in order to find the final asset number as below (eg: 250000024135-0).

WBS element R-U05ALX026
X026 PPA for Auto/EE (AE-4133)

Actual settlement

Default distribution rules										
Cat	Settlement Receiver	Receiver Short Text	%	Equivalence no.	Se...	No.	S...	F		
FXA	150000003370-0	X026 PPA for Auto/EE (...)	100,00	0	AUC	1		0		
FXA	250000024135-0	X026 PPA for Auto/EE (...)		1	FUL	2				