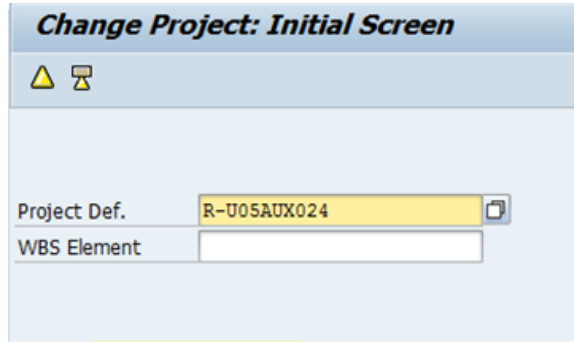


CJ02 - Update settlement rule to cost center

STEP 1

To update the settlement rule of project to cost center, go to **CJ02** and insert the code of project.



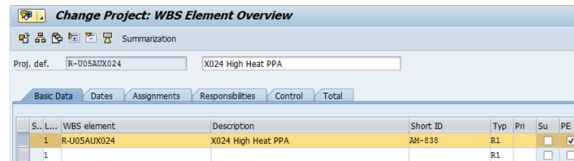
Change Project: Initial Screen

Project Def.

WBS Element

STEP 2

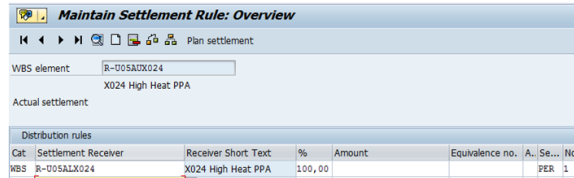
Select the line related to project and click on **Settlement Rule**.



Change Project: WBS Element Overview

Proj. def. R-U05AUX024 X024 High Heat PPA

S. L...	WBS element	Description	Short ID	Typ	Pri	Su	PE
1	R-U05AUX024	X024 High Heat PPA	204-638	R1			<input checked="" type="checkbox"/>
1				R1			<input type="checkbox"/>




Maintain Settlement Rule: Overview

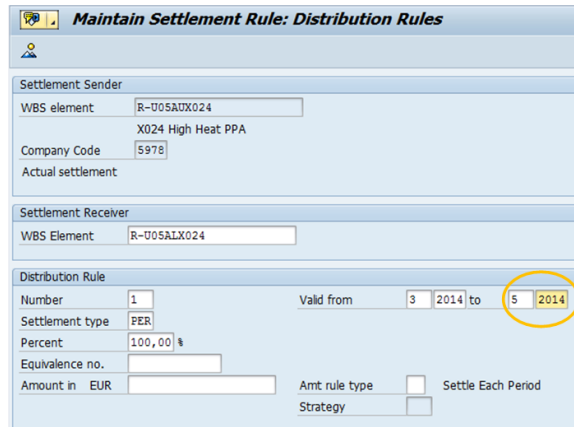
WBS element R-U05AUX024 X024 High Heat PPA

Actual settlement

Cat	Settlement Receiver	Receiver Short Text	%	Amount	Equivalence no.	A...	Se...	No.
WBS	R-U05ALX024	X024 High Heat PPA	100,00				PER	1

STEP 3

Click on "New rule (F9)"  and change the field "Valid to" to previous period.



Maintain Settlement Rule: Distribution Rules

Settlement Sender

WBS element R-U05AUX024 X024 High Heat PPA

Company Code 5978

Actual settlement

Settlement Receiver

WBS Element R-U05ALX024

Distribution Rule

Number 1 Valid from 3 2014 to 5 2014

Settlement type PER

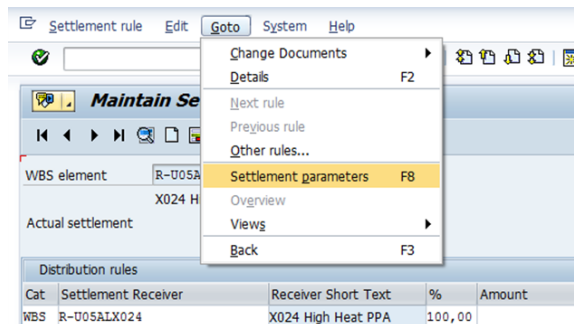
Percent 100,00 %

Equivalence no.

Amount in EUR Amt rule type Settle Each Period Strategy

STEP 4

Go back to the previous screen and click on the menu "Goto", "Settlement parameters", and insert the code "ZPS10" in the field of Settlement profile and the code "BE" in the field of Allocation structure



Maintain Settlement Rule: Distribution Rules

WBS element R-U05AUX024 X024 High Heat PPA

Actual settlement

Distribution rules

Cat	Settlement Receiver	Receiver Short Text	%	Amount
WBS	R-U05ALX024	X024 High Heat PPA	100,00	

Goto menu:

- Change Documents
- Details F2
- Next rule
- Previous rule
- Other rules...
- Settlement parameters F8**
- Overview
- Views
- Back F3

STEP 5

Change the "Settlement profile" to **ZPS10** and "Allocation structure" to **BE**.

A313 H2TRUST-FP7 N.325357

Parameters

Description

Settlement profile ZPS10 R&D - WBS -> CHEOPS Cctr

Allocation structure BE R&D - WBS->CHEOPS Cctr

PA transfer str.

Source structure

Asset Value Date

Hierarchy number 0

Strategy Sequence

STEP 6

Go back to the previous screen and click on "New rule (F9)" or go to the menu Edit, New rule.

Settlement rule Edit Goto System Help

New rule F9

Delete rule

Cancel F12

Maintain Settlement Rule: Overview

Plan settlement

WBS element R-U05AUX024

Actual settlement X024 High Heat PPA

Distribution rules

Cat	Settlement Receiver	Receiver Short Text	%	Equivalence no.
WBS	U05ALX024	X024 High Heat PPA	100,00	

STEP 7

Inform the new Cost center and the "Valid from" to the period the project should start being settled using the new settlement rule.

Number: New settlement rule number (sequential).

Settlement type: PER

Percent: if 100% or less

Maintain Settlement Rule: Distribution Rules

Settlement Sender

WBS element R-U05AUX024

Company Code 5978

Actual settlement X024 High Heat PPA

Settlement Receiver

Cost Center NDF10RBBOA

Order

Distribution Rule

Number 2

Settlement type PER

Percent 100 %

Equivalence no.

Valid from 6 2014 to

Amount in EUR

Amt rule type

Strategy

Settle Each Period

STEP 8

Go back to the previous and now, you should find the two settlement rules

Go back to the previous screen and save it

Maintain Settlement Rule: Overview

Plan settlement

WBS element R-U05AUX024

Actual settlement X024 High Heat PPA

Distribution rules

Cat	Settlement Receiver	Receiver Short Text	%	Amount	Equivalence no.	A...	Se...	No. (S...	From Pen...	From...	To ...	To Fl...	
WBS	U05ALX024	X024 High Heat PPA	100,00			PER	3	3	2014	5	2014	5	2014
CTR	NDF10RBBOA	FINAL-DEP - AIS	100,00			PER	2	6	2014				