

CJ02 - Update Settlement Rule to Order

STEP 1

To update the settlement rule of project to order, go to CJ02 and insert the code of project.

Change Project: Initial Screen

Project Def.

WBS Element

STEP 2


Select the line related to project and click on **Settlement Rule**.

Change Project: WBS Element Overview

Proj. def. X024 High Heat PPA

S. L...	WBS element	Description	Short ID	Typ	Pri	Su	PE
1	R-U05AUX024	X024 High Heat PPA	AM-938	R1			<input checked="" type="checkbox"/>

STEP 3

Then you should click on "New rule (F9)" , or click twice on the line of the settlement rule

Maintain Settlement Rule: Overview

WBS element X024 High Heat PPA

Actual settlement

Cat	Settlement Receiver	Receiver Short Text	%	Amount	Equivalence no.	A...	No.
WBS	R-U05ALX024	X024 High Heat PPA	100,00			PER	1

and change the field "Valid to" to previous period, as illustrated.

Maintain Settlement Rule: Distribution Rules

Settlement Sender

WBS element X024 High Heat PPA

Company Code

Actual settlement

Settlement Receiver

WBS Element

Distribution Rule

Number Valid from 2014 to **S 2014**

Settlement type

Percent

Equivalence no.

Amount in EUR Amt rule type Settle Each Period

Strategy

STEP 4

Go back to the previous screen and click on "Go to" and "Settlement parameters".

Maintain Settlement Rule: Distribution Rules

WBS element X024 High Heat PPA

Actual settlement

Distribution rules

Cat	Settlement Receiver	Receiver Short Text	%	Amount
WBS	R-U05ALX024	X024 High Heat PPA	100,00	

STEP 5

Change the "Settlement profile" to **ZPS10** and "Allocation structure" to **AP**.

Parameters	
Description	
Settlement profile	ZPS10 R&D - WBS -> CHEOPS Cctr
Allocation structure	AP Analyses
PA transfer str.	
Source structure	
Asset Value Date	
Hierarchy number	
Strategy Sequence	

STEP 6

Go back to the previous screen and click on "New rule".

Settlement rule Edit Goto System Help

New rule F9
Delete rule
Cancel F12

WBS element: R-U05AUX024
X024 High Heat PPA

Actual settlement

Cat	Settlement Receiver	Receiver Short Text	%	Equivalence no.
WBS	U05AUX024	X024 High Heat PPA	100,00	

STEP 7

Inform the new Cost center and the "**Valid from**" to the period the project should start being settled using the new settlement rule.

Number: New settlement rule number (sequential).

Settlement type: PER

Percent: if 100% or less

Maintain Settlement Rule: Distribution Rules

Settlement Sender
WBS element: R-U05AUX024
X024 High Heat PPA
Company Code: 5978
Actual settlement

Settlement Receiver
Cost Center
Order: 07026FA05672

Distribution Rule
Number: 2 Valid from: 6/2014 to
Settlement type: PER
Percent: 100
Equivalence no.
Amount in EUR Amt rule type: Settle Each Period
Strategy

STEP 8

Go back to the previous and now, you should find the two settlement rules

Maintain Settlement Rule: Overview

WBS element: R-U05AUX024
X024 High Heat PPA

Actual settlement

Cat	Settlement Receiver	Receiver Short Text	%	Amount	Equivalence no.	A...	No. S...	From Per...	From...	To ...	To Fl...
WBS	U05AUX024	X024 High Heat PPA	100,00			PER	3	3	2014	3	2014
DR2	07026FA05672	FAE SOLVIM 5672	100,00			PER	2	4	2014		


STEP 9


Go back to the previous screen and save it.

If the below message appears

Settlement rule: Display messages

Typ	Message text	List
✖	Receiver categ. WBS is not allowed by settlement prof. ZPS10 for this	?

Delete the old settlement rule, by clicking on "Delete rule" 

Then go back  to the previous screen and save it 