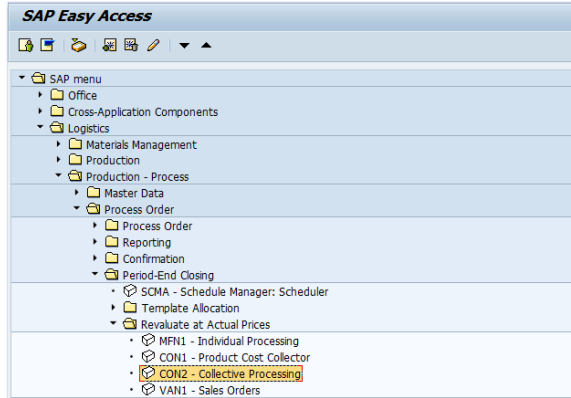
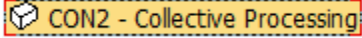


CON2 - Revaluation at Actual Prices

STEP 1

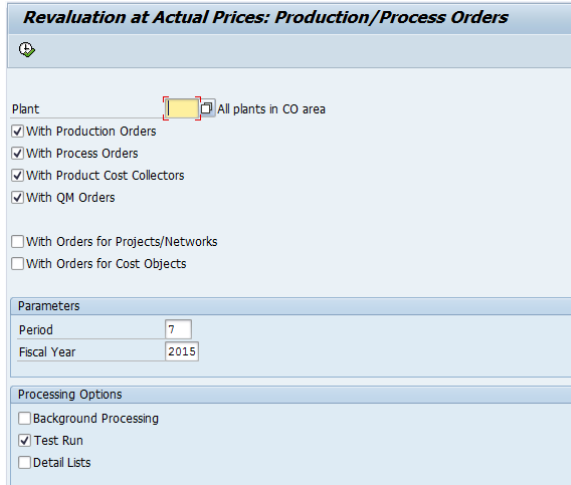
Start the transaction using the menu path or transaction code CON2

Double-click



i Revaluation at Actual Prices: Production/Process Orders

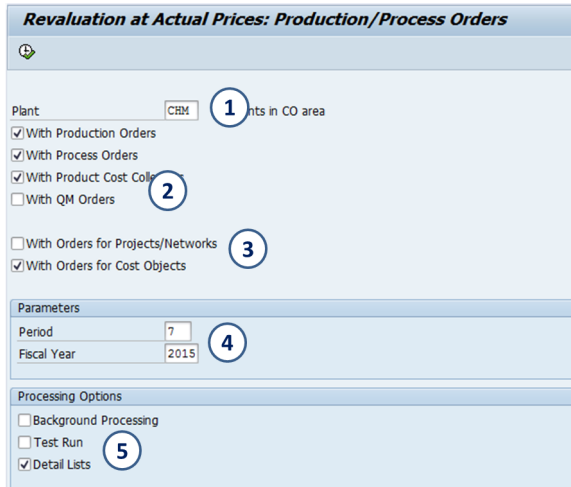
In this case, the Revaluation at Actual Prices is executed at plant level which means that all materials associated to the plant will be included in the calculation.



STEP 2

1. Enter the plant code
2. Flag "With Production Orders"
3. Flag "With Process Orders"
4. Flag "With Product Cost Collectors"
5. Unflag "With QM Orders"
6. Flag "With Orders for Cost Objects"
7. Enter the closing period and the fiscal year
8. Unflag "Test Run" and keep "Detail Lists"

Execute



STEP 3

A list is generated

The list displays messages if the processing of the transaction was completed with no errors, or with errors, or with not relevant items and you get also notes on how to correct the errors.

Revaluation at Actual Prices: Production/Process Orders Basic list

Selection

Selection Parameters	Value	Name
With Production Orders	X	
With Product Cost Collectors	X	
With Process Orders	X	
Period	007	
Fiscal Year	2015	


Processing Options

Selection Parameters	Value
Execution type	Revaluations executed
Processing mode	Update run

Processing completed with no errors

Statistics

Processing category	Number
Revaluations executed	4175
Not relevant	
Inappropriate status	17444
Error	21619

Click on  to leave the transaction