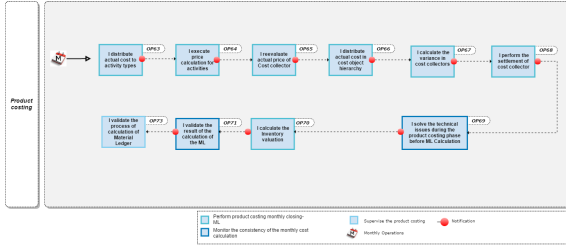


I calculate the variance in cost collectors (production orders)

Process: [Product Costing](#)

Responsibility area: [Perform product costing monthly closing](#)



Scope

PF2

WP2

Frequency

Monthly

References

- [OP.067](#)
- [OP.067](#)

Attachments

N/A

Reverse of the Product Costing

In case of the need to reverse product costing, we should start reversing the transactions from the end to the beginning.

We only need to reverse the transaction that have this option:

KK88 (For the companies using production orders, the transaction is CO88)
 KKP5
 KKPX
 KKN1 (For the companies using production or process orders, the transaction is CON2)

KSII and KKS2 is not possible to reverse.

Important:

After performing the reverse of the necessary transactions we must re-run the product costing process according with the sequence explained in **Responsibility area: [Perform product costing monthly closing](#)**

All transactions must be executed again, even the ones that haven't been reversed (KSII and KKS2). The system recalculates the related figures without having the need to reverse these steps of the process.

[OP.066](#) << I calculate the variance in cost collectors (production orders)
 >> [OP.068](#)

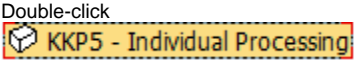
Guideline

To perform after [KKPX - Distribution for Cost Object Hierarchy](#)

i This transaction calculates the difference between the production cost at standard values and the production cost at actual values, of the amounts posted on the cost collectors.

STEP 1

Start the transaction using the menu path or transaction code **KKP5**



SAP Easy Access

- SAP menu
 - Office
 - Cross-Application Components
 - Logistics
 - Accounting
 - Financial Accounting
 - Financial Supply Chain Management
 - Controlling
 - Cost Element Accounting
 - Product Cost Controlling
 - Product Cost Planning
 - Cost Object Controlling
 - Collaboration Projects
 - Product Cost by Period
 - Master Data
 - Actual Postings
 - Period-End Closing
 - Schedule Manager
 - Single Functions: Product Cost Collector
 - Single Functions: Cost Object Hierarchy
 - Template Allocation
 - Work in Process
 - Variances
 - KKPS - Individual Processing
 - KKPT - Collective Processing

i Cost Object Hierarchy
Variance Calculation: Initial
Screen

Cost object Hierarchy Variance Calculation: Initial Screen

Cost object:

Parameters

Period:

Fiscal Year:

All target cost vsns 000

Selected Target Cost Vsns 0

Processing

Background Processing

Test Run

Detailed lists

STEP 2

1. Enter a cost object hierarchy
2. Enter the closing period and the fiscal year
3. Flag "all target cost versions"
4. Unflag "Test Run" and keep "Detailed lists".

Execute 

Cost object Hierarchy Variance Calculation: Initial Screen

Cost object: **1**

Parameters

Period: **2**

Fiscal Year: **2**

All target cost vsns 000 **3**

Selected Target Cost Vsns 0

Processing

Background Processing

Test Run **4**

Detailed lists **4**

STEP 3

Results


Variance Calculation for Cost Objects: List

Basic List: Cost Elements | Scrap | Variance Categories

Period: 3 | Fiscal year: 2014 | Messages: 201 | Currency: EUR

Version: FOCIS-Target Costs for Total Variances (0) | Company code currency

| Plant | Cost Object | Control Costs | Allocated Actl Costs | Target Costs | Scrap | Work in Process | Variance |
|-------|----------------|---------------|----------------------|--------------|-------|-----------------|-----------|
| | PCC 0000000000 | 344.217,27 | 339.577,88 | 339.577,88 | 0,00 | 0,00 | 4.639,39 |
| DO | PCC 0000000000 | 0,00 | 0,00 | 0,00 | 0,00 | 0,00 | 0,00 |
| DO | PCC 0000000000 | 598.919,16 | 545.351,27 | 545.390,42 | 0,00 | 0,00 | 53.567,89 |
| DO | PCC 0000000000 | 0,00 | 0,00 | 0,00 | 0,00 | 0,00 | 0,00 |
| DO | PCC 0000000000 | 0,00 | 0,00 | 0,00 | 0,00 | 0,00 | 0,00 |
| DO | PCC 0000000000 | 59.239,98 | 47.505,35 | 47.505,35 | 0,00 | 0,00 | 11.734,63 |
| DO | PCC 0000000000 | 0,00 | 0,00 | 0,00 | 0,00 | 0,00 | 0,00 |
| DO | PCC 0000000000 | 0,00 | 0,00 | 0,00 | 0,00 | 0,00 | 0,00 |
| DO | PCC 0000000000 | 0,00 | 0,00 | 0,00 | 0,00 | 0,00 | 0,00 |

Click on  to leave the transaction



Enter transaction KKP5

- Enter the cost object hierarchy
- Enter the closing period
- Enter the fiscal year
- Mark "All target cost vsns"
- Mark "Detailed lists"
- Click **Reverse**

Variances Edit Goto Extras System Help

Reverse

Cost Object TA3470

Parameters

Period 3

Fiscal Year 2016

All target cost vsns (000)

Selected Target Cost Vsns (000)

Processing Options

Background Processing

Test Run

Detail Lists