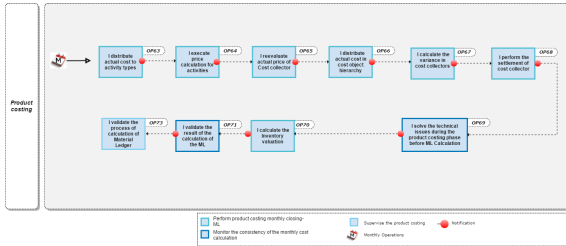


I distribute actual cost in cost object hierarchy (the material codes)

Process: [Product Costing](#)

Responsibility area: [Perform product costing monthly closing](#)



Scope

PF2

Frequency

Monthly

References

- [OP.066](#)
- [OP.066](#)

Attachments

N/A

Reverse of the Product Costing

In case of the need to reverse product costing, we should start reversing the transactions from the end to the beginning.

We only need to reverse the transaction that have this option:

KK88 (For the companies using production orders, the transaction is CO88)
 KKP5
 KKPX
 KKN1 (For the companies using production or process orders, the transaction is CON2)

KSII and KKS2 is not possible to reverse.

Important:

After performing the reverse of the necessary transactions we must re-run the product costing process according with the sequence explained in **Responsibility area: [Perform product costing monthly closing](#)**

All transactions must be executed again, even the ones that haven't been reversed (KSII and KKS2). The system recalculates the related figures without having the need to reverse these steps of the process.

[OP.065](#) << I distribute actual cost in cost object hierarchy (the material codes) >> [OP.067](#)

Guideline

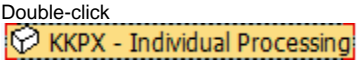
To be performed after [KKN1 - Revaluation at Actual Prices: cost object](#)

i

- In some cases, as an exception, it can be useful to post a consumption of a material or of an activity directly on a cost object.
- In such cases, the cost posted on the cost object must be allocated to the cost collectors at the end of the month.
- The allocation key is automatically generated by the SAP system, and is based on the posted values on the cost collectors.

STEP 1

Start the transaction using the menu path or transaction code **KKPX**



SAP Easy Access

- SAP menu
 - Office
 - Accounting
 - Financial Accounting
 - Financial Supply Chain Management
 - Controlling
 - Cost Element Accounting
 - Product Cost Controlling
 - Product Cost Planning
 - Cost Object Controlling
 - Collaboration Projects
 - Product Cost by Period
 - Master Data
 - Period-End Closing
 - Schedule Manager
 - Single Functions: Product Cost Collector
 - Single Functions: Cost Object Hierarchy
 - Template Allocation
 - Revaluation at Actual Prices
 - Distribution of Cost Object Hierarchy Costs
 - KKPX - Individual Processing**
 - KKPY - Collective Processing

i Distribution for Cost Object Hierarchy: Initial Screen

Distribution for Cost object Hierarchy: Initial Screen

Cost object:

Parameters

Period:
Fiscal Year:

Processing

Background Processing
 Test Run
 Detailed lists

STEP 2

1. Enter a cost object hierarchy
2. Enter the closing period and the fiscal year
3. Unflag "Test Run" and keep "Detailed lists".

Execute 

Distribution for Cost object Hierarchy: Initial Screen

Cost object: **1**

Parameters

Period: **2**
Fiscal Year:

Processing

Background Processing
 Test Run **3**
 Detailed lists

STEP 3

Result

Distribution for Cost object Hierarchy: Basic list

Selection

| Selection Parameters | Value | Name |
|------------------------------|-------|------|
| With Production Orders | X | |
| With Product Cost Collectors | X | |
| With Process Orders | X | |
| Period | 007 | |
| Fiscal Year | 2015 | |

Processing Options

| Selection Parameters | Value |
|----------------------|-----------------------|
| Execution type | Revaluations executed |
| Processing mode | Update run |


Processing completed with no errors

Statistics

| Processing category | X | Number |
|-----------------------|---|--------------|
| Revaluations executed | | 4175 |
| Not relevant | | |
| Inappropriate status | | 17444 |
| Error | | 21619 |

STEP 4

In case of no errors continue with control work:

 Totals List

Click on

A list is generated.

The list displays the distributed actual costs in the column 'actual costs' and in the column 'cost objects' the debited or credited materials assigned to the hierarchy level.

When no errors the cost objects must be balanced and completely at a zero solde.

Actual Cost Distribution Cost Object Hierarchy: List




| Print | Cost object | Target costs | Actual costs |
|-------|--------------------------------------|--------------|--------------|
| ZUS | PCC 00000000000139694/ZUS/100005797 | 0,00 | 0,00 |
| ZUS | PCC 00000000000141145/ZUS/100005799 | 0,00 | 0,00 |
| ZUSE | PCC 00000000000143095/ZUSE/100072617 | 0,00 | 0,00 |
| ZUSE | PCC 00000000000143098/ZUSE/100072618 | 0,00 | 0,00 |
| ZUS | PCC 00000000000144893/ZUS/100037695 | 0,00 | 0,00 |
| ZUS | PCC 00000000000147181/ZUS/100037696 | 0,00 | 0,00 |
| ZUS | PCC 00000000000150890/ZUS/100037697 | 0,00 | 0,00 |
| ZUS | PCC 00000000000155263/ZUS/100844672 | 1.835,52 | 1.044,61 |
| ZUS | PCC 00000000000155264/ZUS/103985116 | 1.030,14 | 604,54 |
| ZUS | PCC 00000000000155515/ZUS/103611025 | 0,00 | 0,00 |
| ZUS | PCC 00000000000155520/ZUS/103611894 | 0,00 | 0,00 |
| ZUS | PCC 00000000000155631/ZUS/100844673 | 0,00 | 0,00 |
| ZUS | PCC 00000000000155633/ZUS/100844674 | 0,00 | 0,00 |
| ZUS | PCC 00000000000155634/ZUS/100844675 | 5.781,89 | 3.290,51 |
| ZUS | PCC 00000000000155636/ZUS/100844676 | 0,00 | 0,00 |
| ZUS | PCC 00000000000155643/ZUS/100844677 | 0,00 | 0,00 |
| ZUS | PCC 00000000000155647/ZUS/100844678 | 5.862,95 | 3.339,35 |
| ZUS | PCC 00000000000161325/ZUS/103264178 | 0,00 | 0,00 |
| ZUS | PCC 00000000000163541/ZUS/103706007 | 0,00 | 0,00 |



Click on to leave the transaction

To check the balance of the cost objects enter the transaction GR55 report ZFS1

Supports de coûts: Selection




 Output parameters... Data source... Extract parameters...

Selection values
 Fiscal Year: 2005
 From period: 12
 To period: 12

Selection groups
 Cost object group:
 Or value(s): ZU32000000 to ZU32ZZZZZZ

Enter fiscal year, period and the range of cost objects.

The report displays the cost objects on which actual costs are posted.

The display is also for the debit and the credit on the selected cost objects.

As a result of the transaction KKPX the solde must be 'zero'

Suivi des SCT

23.01.2006 16:13:46 ZFS1

Cost object group ZU32000000..

From period 12 To period 12 Fiscal Year 2005

| Groupe de supports d | Chargement | Déchargement | Solde |
|----------------------------------|------------|--------------|-------|
| ZU32482510 H202 CC+DS+PURGES emb | 8.279,01 | 8.279,01- | |
| * ZU32000000..ZU32ZZZZZ | 8.279,01 | 8.279,01- | |

In case of Cost object not balanced/or solve directly if they are minor errors



Enter in transaction KKPX:

- Enter a cost object hierarchy
- Enter the closing period
- Enter the fiscal year
- Mark "Detailed lists"
- Click on **Reverse**

Distribution Edit Goto Extras System Help

Distribution for Cost Object Hierarchy: Initial Screen

Cost Object

Parameters

Period

Fiscal Year

Processing Options

Background Processing

Test Run

Detail Lists