

[Country standard internet websites] re-use an existing Corporate content

Overview

This article describes how to re-use an existing Corporate content (article / event / press release) in a "standard" country site*. * See [Tridion sites access links](#) to get the list of the Country standard sites.

Table of contents

- Overview
- Table of contents
- Step-by-step
 - Step 1: Reach the notification form
 - Step 2: Fill and submit the form
 - Step 3: Follow the received email instructions
- Related articles
- Can't find information?


Step-by-step

Step 1: Reach the notification form

1. Reach the page to re-use from the [corporate website staging](#) then activate SDL Tridion.

An error appears?

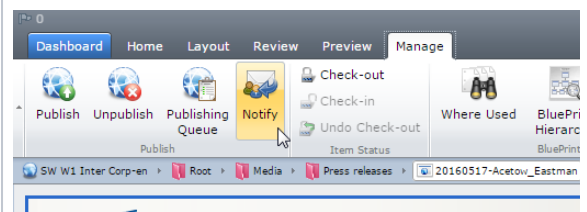
If you are not a solvay.com contributor, the following error could appear:

 15:43 You do not have permission to perform this action.

Just ignore it, this is not a problem.



2. Switch to the "Manage" toolbar tab, then press "Notify"



Step 2: Fill and submit the form

1. In the newly opened form, tick your country site, choose your content section, then enter a short message (eg. "Notification for myself")

Press ">>"

SOLVAY asking more from chemistry® Tridion notification form [Info](#)

Translate and/or publish 20160517-Acetow_Eastman to:

Brazil website China website France website Germany website Japan website US website

Please precise the France website concerned section(s):
(the suggested contacts will depend of this choice)

About Solvay Innovation
 Markets & Products Media
 Sustainability Careers

Priority:

Low Normal High

Message:
Explain in detail the context of this notification (why? what for? ...)

For myself

<<

2. Ensure your email address is ticked somewhere or enter it in the "Other contacts to notify?" field.

Press "Send notification"

SOLVAY asking more from chemistry® Tridion notification form [Info](#)

Your notification for publishing the 20160517-Acetow_Eastman page will be following contacts:

for France (Media) :
 valerie.goutherot@solvay.com

Other contacts to notify? Please list the emails here, separate each with a comma

Please also send me a copy at:




marc.clauste-exterieur@solvay.com

Send

Step 3: Follow the received email instructions

1. You should have receive an email from yourself. Open it, then follow the instructions given in this email to achieve the process.

Tridion notification - the page "20160517-Acetow_Eastman" shc be translated and/or published Inbox x

 **Marc CLAUSTRE-EXTERIEUR** <noreply@survey> 17:03 (3 minutes ago) 
to me 

For myself

Priority: Normal

How to translate and publish content/page in you website?

To translate and publish this page in your local website, please foll steps:

1. Use the 1st link given for your country to open the page in Tridion Content Manager (TCM) and publish it in Staging.
2. After some seconds, the page should be published in Stagir on the 2nd link given for your country to access it. You can localize the content/page, translate it and publish it in Live

Access links

[View "20160517-Acetow_Eastman" in solvay.com site](#)

Brazil

1. publish in Brazil Staging >> [open "20160517-Acetow_Eastman"](#)
2. once published, [access "20160517-Acetow_Eastman" in Bra](#)

China

1. publish in China Staging >> [open "20160517-Acetow_Eastman"](#)
2. once published, [access "20160517-Acetow_Eastman" in Chii](#)

Related articles

Can't find information?

Related docs

- [Web support contact](#)