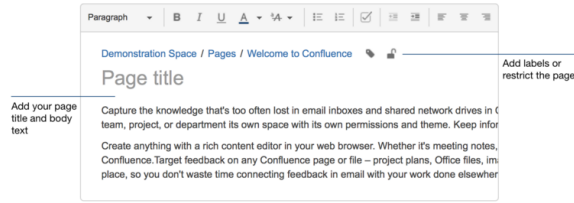


Using the editor

The editor allows you to **enter** or **change the title** of your page; **insert content** including text, images, and links; and format your content using the toolbar.



Editor toolbar

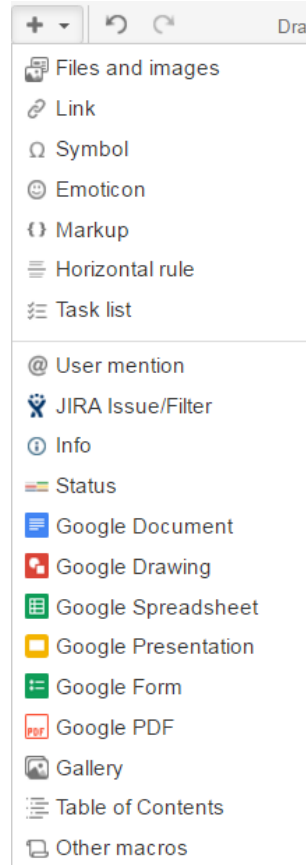
The editor toolbar is where you format your page layout and text, and add [links](#), [tables](#), [attachments](#) and macros. You can also perform a find and replace, or get help using the editor by choosing the help icon [blocked URL](#).

[blocked URL](#)



The Insert menu

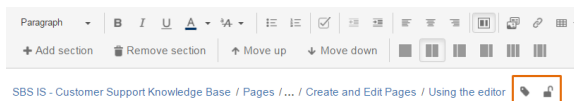
Use the **Insert** menu to include any of the following content types on your page:

- An image
- A link to another Confluence page or external URL, or a link to an attachment or image
- An emoticon or symbol, or a horizontal line
- A macro (choose a specific macro, or **Other Macros**, from the **Insert** menu)



Restrictions, labels

When editing a page, you may want to set **restrictions**  on who can view or edit the page, or add **labels**  to the page to make it easily searchable.



SBS IS - Customer Support Knowledge Base / Pages / ... / Create and Edit Pages / Using the editor