



Z1K_BATCHES_MENU5 - CO BATCHES: Menu - Submit Z1K_BATCHES5


STEP 1

Launch transaction Z1K_BATCHES_MENU5



CO BATCHES: menu - submit z1k_batch5

Company Code 

Extract data from PREVIOUS period
OR enter directly YEAR/PERIOD

Run BATCHES ? VARIANT->

Run SLOW MOVING ? VARIANT->

Run UPIS ? VARIANT->

update table now?
P_NODIS

This transaction runs for three purposes in sequence:

1 – BATCHES

2 – SLOW MOVING

3 – UPIS (Unrealized Profits in Inventory)

This is a replacement of three transactions, respectively:

1- Z1K_BATCHES5 : This program extracts the production related batches by cny ;

main input: FI Documents (BSEG), MM stocks (MBEW, EBEW, MARC, MARCH), MM batches (MCHB, MSLB, MSKU, MSKA, MCH1, MCHA)

main Output: the table Z1K_BATCH3 ;

only part of the figures are filled in, other data will be inserted by the following programs.

This program:

- calculates the Stock in transit from the FI procedure
- reads the stock values in MM.
- reads the batches master data and quantities
- calculates how old is a batch (in days) based on the Date of Manufacture (hsdat)
- in case of Specialty Polymers Italy , the program reads some more data from the batches to better determine the status of the batch (can be sold, in quality , blocked...)
- values the batches based on the article actual price
- the values are not split in Fix/Var/Dep, it's a full value, as in MM.

2- Z1K_SLOWMOVING5: This program reads the result of the previous program and updates some figures:

Slow moving amount, i.e. the value of the batch if older than a given number of days (usually a couple of years)

LCM (lower of the cost or market): it reads the sales of the last 6 months and compares the sales price with the stock price; if the sales price is lower than the stock price , the program suggests to reduce the stock price.

It converts the calculated figures to EUR to allow an easier management by the GBU

Input : Z1K_BATCH3, CO-PCA (glpca)

Output: Z1K_BATCH3

3- Z1K_UPIS_3 : This program reads the result of the previous programs and upload the Z1K_BATCH3 table.

It calculates the legal actual value of the articles with fix/var/dep split .


It calculates the conso value of the articles with fix/var/dep split .

It updates the duties and the freight costs of the articles coming from abroad, if foreseen by the GBU

Input : Z1K_BATCH3, ML tables

Output: Z1K_BATCH3

STEP 2

Click on  to select a variant for your parameters; see example "SPPOL_SPCHEM".

Make sure all your selections are correct.

- **Company Code:** Company (ies) included in the extraction

- **Extract data from PREVIOUS period:** Check this option in case information to be retrieved is for the previous month (normally closing month)

- **OR enter directly YEAR/PERIOD:** If not for previous period, specify the month to be extracted

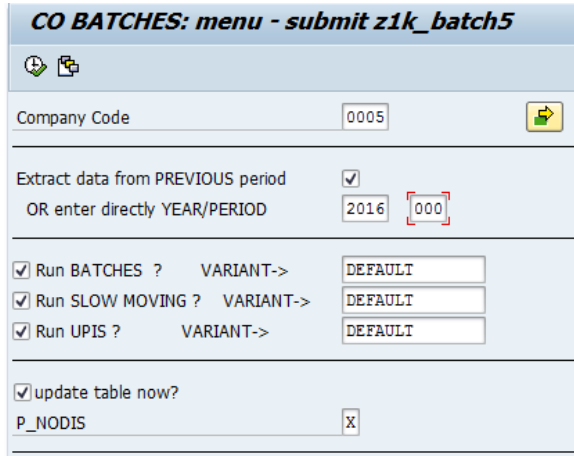
- **Run BATCHES? VARANT ->** Specify if any, otherwise can remain as "DEFAULT"

- **Run SLOW MOVING? VARANT ->** Specify if any, otherwise can remain as "DEFAULT"

- **Run UPIS? VARANT ->** Specify if any, otherwise can remain as "DEFAULT"

- Update table now? Check this option

- P_NODIS: Check this option



CO BATCHES: menu - submit z1k_batch5

Company Code: 0005


Extract data from PREVIOUS period:
OR enter directly YEAR/PERIOD: 2016 000

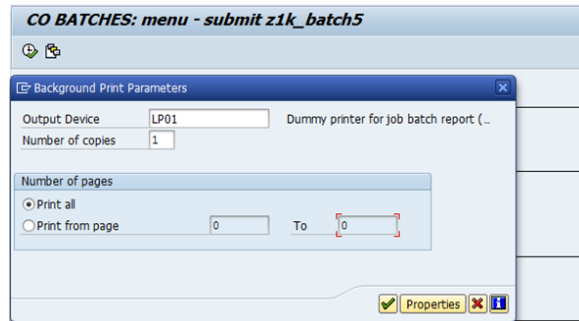
Run BATCHES ? VARIANT-> DEFAULT
 Run SLOW MOVING ? VARIANT-> DEFAULT
 Run UPIS ? VARIANT-> DEFAULT

update table now?
P_NODIS:

STEP 3

Execute the transaction, preferably in background (F9).

Confirm 



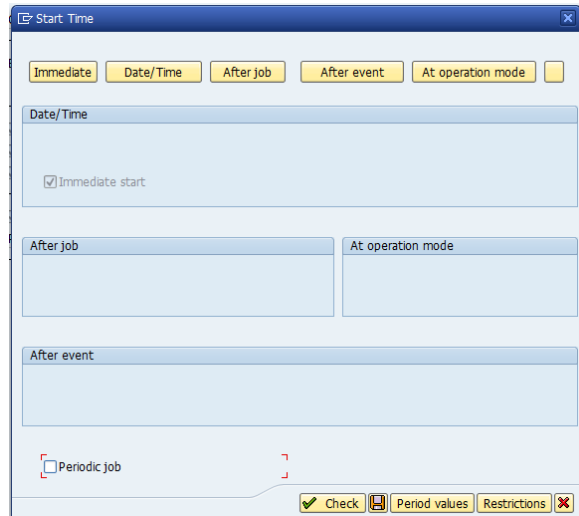
CO BATCHES: menu - submit z1k_batch5

Background Print Parameters

Output Device: LP01 Dummy printer for job batch report (...)
Number of copies: 1

Number of pages:
 Print all
 Print from page 0 To 0

Properties



Start Time

Immediate Date/Time After job After event At operation mode


Date/Time
 Immediate start

After job At operation mode

After event

Periodic job

Check Period values Restrictions

Click on "Immediate" and then save 

STEP 4

Query info set: CO-BATCH-NEW5
User Group: SXS-PRD1

BATCHES are available in SQ00 Transaction at:

User Group: SXS-PRD1

Query: Z1K_UPIS3

For batches extraction, go to transaction SQ00 and select SXS-PRD1 Group of Queries

Select the query Z1K_UPIS3 and run (F8)

Query from User Group COSTING: Initial Screen

Name	User group name
COSTING	Costing
CO_CDV	CO cheops CDV
FI_3STH_CTB	Report for 3S CTB Thailand
FI_3S_CTB	QUERIES FOR 3S CTB
IV_SMI	SD Inventory-SCI 4290+SFI 3384
SD	SD Order - SCI 4290+SFI 3384
SE	SD Order - SAPL 5782
SXS-PRD1	Solexis Products 1 (batches)
Z1_FI_3S	FI
ZM-IM	Inventory Management
ZM-PUR	Purchasing

Query from User Group SXS-PRD1: Initial Screen

Query area: Standard Area (Client-specific)

Query: Z1K_UPIS3

Buttons: Quick Viewer, Display, Description

Name	Title	InfoSet	Logical
Z1K_BATCH_FV	CO BATCHES: list Fix Var in Cny curr	CO-BATCH-NEWS	
Z1K_BATCH_NEW	CO BATCHES: list -- NEW version --	CO-BATCH-NEWS	
Z1K_PLANT	CO - plants by company code	CO_T001K	
Z1K_UPIS3	CO UPIS + SlowMoving + LCM - VERSION 2012	CO-BATCH-NEWS	
Z1K_UPISTEST	UPIS - summary - DO NOT USE	CO-BATCH-NEWS	
Z1K_UPIS_RAW	CO UPIS - VERSION 2012 - details in origin currency	CO-BATCH-NEWS	
Z1K_UPIS_SUM	UPIS - summary - DO NOT USE	CO-BATCH-NEWS	

A variant can be selected in this case, but it is important to complete the following information:

Company Code: Legal entity selected

Year: Concerned fiscal year

Period: Extracted month

Valuation Class: Materials valuation classes to be taken into account for extraction

And Run (F8)

CO UPIS + SlowMoving + LCM - VERSION 2012

Program selections

Company Code: 5782

Year: 2016

Period: S

profit ctr: [] to []

plant: [] to []

Industrial Origin: [] to []

Read UD DETAIL ?

Valuation Class: Z100 to []

Material Number: [] to []

Batch Number: [] to []

Product hierarchy: [] to []

Output format

SAP List Viewer

ABAP List

Graphic

ABC analysis

Executive Info System (EIS)

File store

Save with ID

Display as table

Word processing

Spreadsheet

Private file

For more information, please refer to [IS RTR-CO 010 CO Inventories - UPIS_PF1](#).

Workflow history

This view shows the 5 most recent entries. The complete workflow log is available from the 'Document Activity' menu item.

Jul 06, 2016	Actor	Type	Activity	Version
Published	ROLLIER, Charlotte	State	changed state to Published at 8:33 pm	v3
To be approved	ROLLIER, Charlotte	State	gave <i>Approvers</i> approval at 8:33 pm	
Jun 23, 2016				
	Filipe Ramos dos Santos	State	changed expiry date to '28 Jun, 2016 05:22 pm' at 5:22 pm	
		State	changed state to To be approved at 5:22 pm	v3
For Review	Filipe Ramos dos Santos	State	gave <i>Reviewers</i> approval at 5:22 pm	
		State	changed expiry date to '28 Jun, 2016 05:21 pm' at 5:21 pm	
		State	changed state to For Review at 5:21 pm	v3
Jun 21, 2016				
Draft	Filipe Ramos dos Santos	Edit	updated the page at 5:41 pm	