LU - Monthly VAT Postings

Tasks to be completed when documenting an operation (from creation to publication)

1. Enter the **Title of the operation / page**
2. Add the following Labels:
    - Scope of applicability: ww, country_accounting
    - Country or group of countries (if applicable): belux, china, france, italy, lam, nam,uk_ie, bulgaria, dach, netherlands, iberia, poland, l atvia, australia, india, japan, south_korea, thailand, singapore
    - Unit and Domain according to the List of labels to be used in the Finance Service Line space
        - **E.g. 1:** WW Operation in Financial Accounting under domain "Central Finance Processes & Compliance":
            - Labels to be used: ***ww, financial_accounting, central_f in_proc_compliance***
        - **E.g. 2:** France Operation in Financial Accounting:
            - Labels to be used: ***country_accounting, france, financial_accounting***

              (for country operations, the Domain is always country_accounting)
3. Fill in all fields as described above
4. Once the description of the operation is completed, ensure it is approved and published by launching the SBS-Finance approval workflow

Domain: Country Accounting	**Responsibility area:** N/A

Table of contents

- Tasks to be completed when documenting an operation (from creation to publication)
- 1. Enter the Title of the operation / page
- 2. Add the following Labels:
- Scope of applicability: ww, country_accounting
- Country or group of countries (if applicable): belux, china, france, italy, lam, nam,uk_ie, bulgaria, dach, netherlands, iberia, poland, latvia, australia, india, japan, south_korea, thailand, singapore
- Unit and Domain according to the List of labels to be used in the Finance Service Line space
- E.g. 1: WW Operation in Financial Accounting under domain "Central Finance Processes & Compliance":
- Labels to be used: ww, financial_accounting, central_fin_proc_compliance
-

- E.g. 2: France Operation in Financial Accounting:
- Labels to be used: country_accounting, france, financial_accounting
- (for country operations, the Domain is always country_accounting)
- 3. Fill in all fields as described above
- 4. Once the description of the operation is completed, ensure it is approved and published by launching the SBS-Finance approval workflow
- Table of contents
- 1. Objective and Scope
  - 1.1. Objective of this Operation
  - 1.2. Scope
- 2. Definitions
- 3. Tasks description
- 3.1. Responsibilities
- 3.2. I print the lists and perform the postings
  - 3.2.1. I run the SAP transaction S_ALR_87012284 (for companies 4233 and 6044)
  - 3.2.2. I run the SAP transaction FBL3N (for company 6294)
- 3.3. I perform the posting of monthly VAT- S_ALR_87012357
- 3.4. I check if the VAT accounts are balanced

Scope

? Unknown Attachment

ERP

PF1

Frequency

? Unknown Attachment

References

FBL3N; FS10N; FB41; F-03; SM35; SM37; S_ALR_87012284; S_ALR_87012357

Forms

6294 posting vat posting centralized vat

Attachments

Previous OP << LU - Monthly VAT Postings >> *Next OP*

1. Objective and Scope

1.1. Objective of this Operation

The objective of this document is to explain how to post the monthly VAT "centralization" for LU VAT accounts for Luxembourg companies which can recover the VAT. We have to determine if we have a payable or a receivable towards the VAT administration. The amount in VAT account should be transferred to account 2411040038 (if the balance is a debit amount to recover from the Luxembourg VAT administration) or account 245040038 (balance is a credit amount to pay to the Luxembourg VAT administration). Please pay attention for company 6294 because the currency of the company is USD (not EUR) and VAT reclassification should be done with document currency EUR and with the historical rate for USD.

Account 2411040038 - VAT/sales tax-centralization account LU
Account 2451040038 - VAT/sales tax-centralization account LU

1.2. Scope

This procedure is valid for the following companies in Luxembourg:

- 4233 - Solvay Finance S.A. (Luxembourg)
- 6044 - Solvay Hortensia
- 6294 - Solvay Luxembourg S.à r.l.

2. Definitions

See Finance Glossary:

- BFC
- CAM
- SCMA

3. Tasks description

3.1. Responsibilities

Finance Operations will perform the postings on a monthly basis according to the SCMA, after last invoices operations have been posted, accounts D (customers) and K (suppliers) have been blocked, and before data have been sent to BFC. These posting should be done on D+2. Finance operations has to inform local accounting teams when VAT is posted or contact them in case of issue when performing the procedure.

CAM must answer to the requests of Finance operations and to the updates of the procedure if needed.

3.2. I print the lists and perform the postings

3.2.1. I run the SAP transaction S_ALR_87012284 (for companies 4233 and 6044)

- Choose variant LU VAT CHECK
- Change Reporting Year to the year of the month closing
- Change the reporting periods to the month of the closing
- Change the comparison year to the year of the previous month closing
- Change the Comparison periods to the month of previous month closing
- Save the variant

Example for company 4233 – closing period 09/2015:

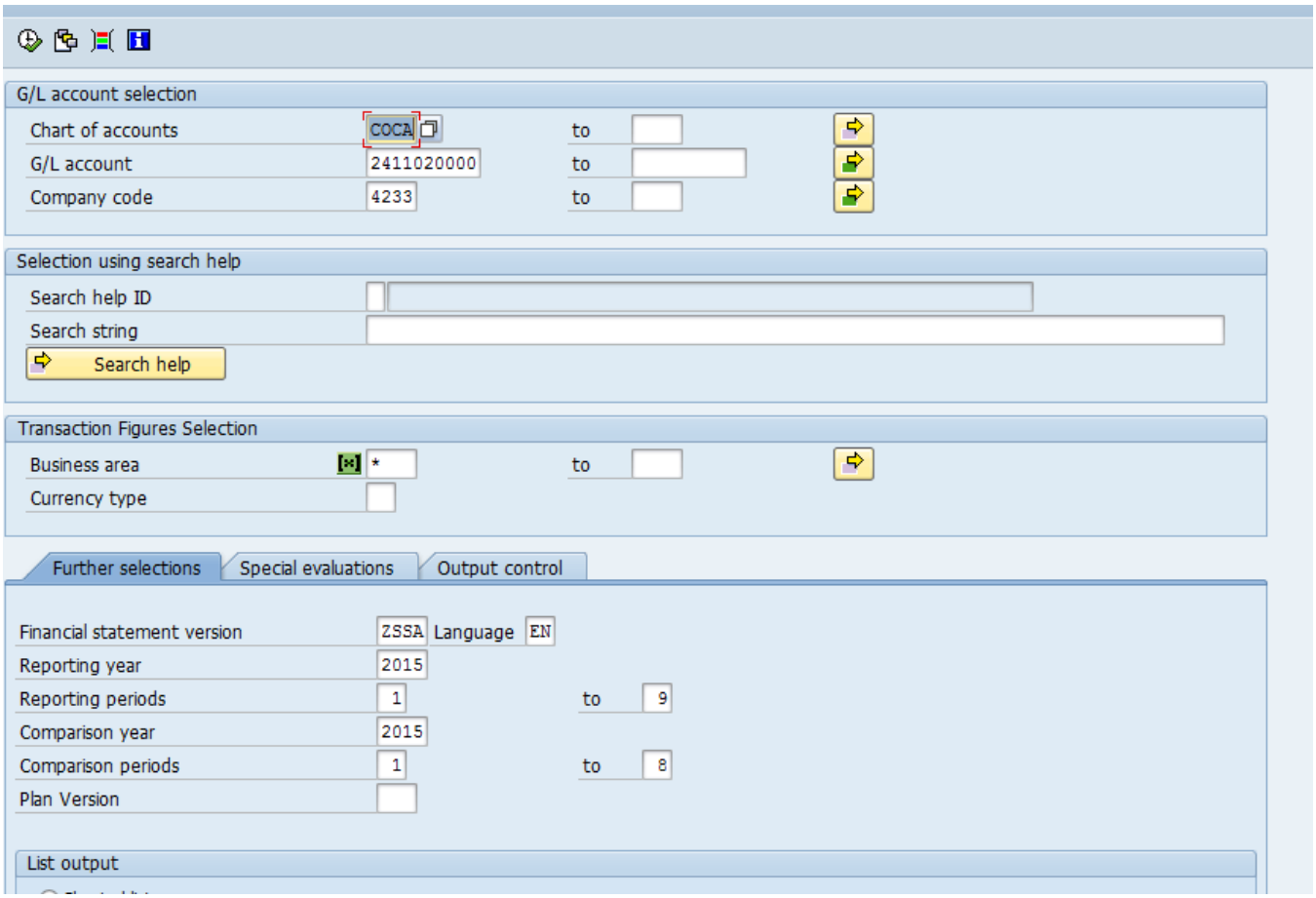

You'll obtain this list, print it:

SOLVAY FINANCE (LU) Account Structure SOLVAY SA Time 15:43:54 Date 24.09.2015
CAPELLEN RFBILA00/LU000002 Page 1

Company code 4233 Business area **** Amounts in EUR

C F	Comp code	Bus. area	Texts	Reporting period (01.2015-09.2015)	Comparison period (01.2015-08.2015)	Absolute difference	Rel dif	Sumtn level
			Assets					
			Current Assets					
			VII. Amounts Receivable Within One Year					
			B. Other Receivables					
	4233	****	2411020000 VAT/TAX receivable-intracommunities	2.513,36	0,00	2.513,36		
	4233	****	2411030038 VAT receivable-LU	5.631,96	0,00	5.631,96		
	4233	****	2411040038 VAT/sales tax-centralization account-LU	77.574,38	78.234,18	659,80-	0,8-	
			B. Other Receivables	85.719,70	78.234,18	7.485,52	9,6	*4*
			VII. Amounts Receivable Within One Year	85.719,70	78.234,18	7.485,52	9,6	*3*
			Current Assets	85.719,70	78.234,18	7.485,52	9,6	*2*
			Assets	85.719,70	78.234,18	7.485,52	9,6	*1*

SOLVAY FINANCE (LU) Account Structure SOLVAY SA Time 15:43:54 Date 24.09.2015
CAPELLEN RFBILA00/LU000002 Page 2

Company code 4233 Business area **** Amounts in EUR

C F	Comp code	Bus. area	Texts	Reporting period (01.2015-09.2015)	Comparison period (01.2015-08.2015)	Absolute difference	Rel dif	Sumtn level
			Liabilities and Equity					
			Debt					
			IX. Amounts Payable Within One Year					
			E. Taxes, Payroll, and Social Security					
			1. Taxes					
			A. Taxes Not Yet Due					
	4233	****	2451020000 VAT/TAX payable-intracommunities	2.513,36-	0,00	2.513,36-		
	4233	****	2451030038 VAT payable-LU	3.376,42-	0,00	3.376,42-		
			A. Taxes Not Yet Due	5.889,78-	0,00	5.889,78-		*6*
			1. Taxes	5.889,78-	0,00	5.889,78-		*5*
			E. Taxes, Payroll and Social Security	5.889,78-	0,00	5.889,78-		*4*
			IX. Amounts Payable Within One Year	5.889,78-	0,00	5.889,78-		*3*
			Debt	5.889,78-	0,00	5.889,78-		*2*

Print this list and attach it to the posting.

3.2.2. I run the SAP transaction FBL3N (for company 6294)

Select these 4 accounts:

- 2411030038
- 2411020000
- 2451030038
- 2451020000

Although the currency of this company is USD, we have to issue the VAT declaration in currency EUR. So we need to clear the 4 VAT accounts in USD and EUR (with the historical amounts in USD and in EUR).

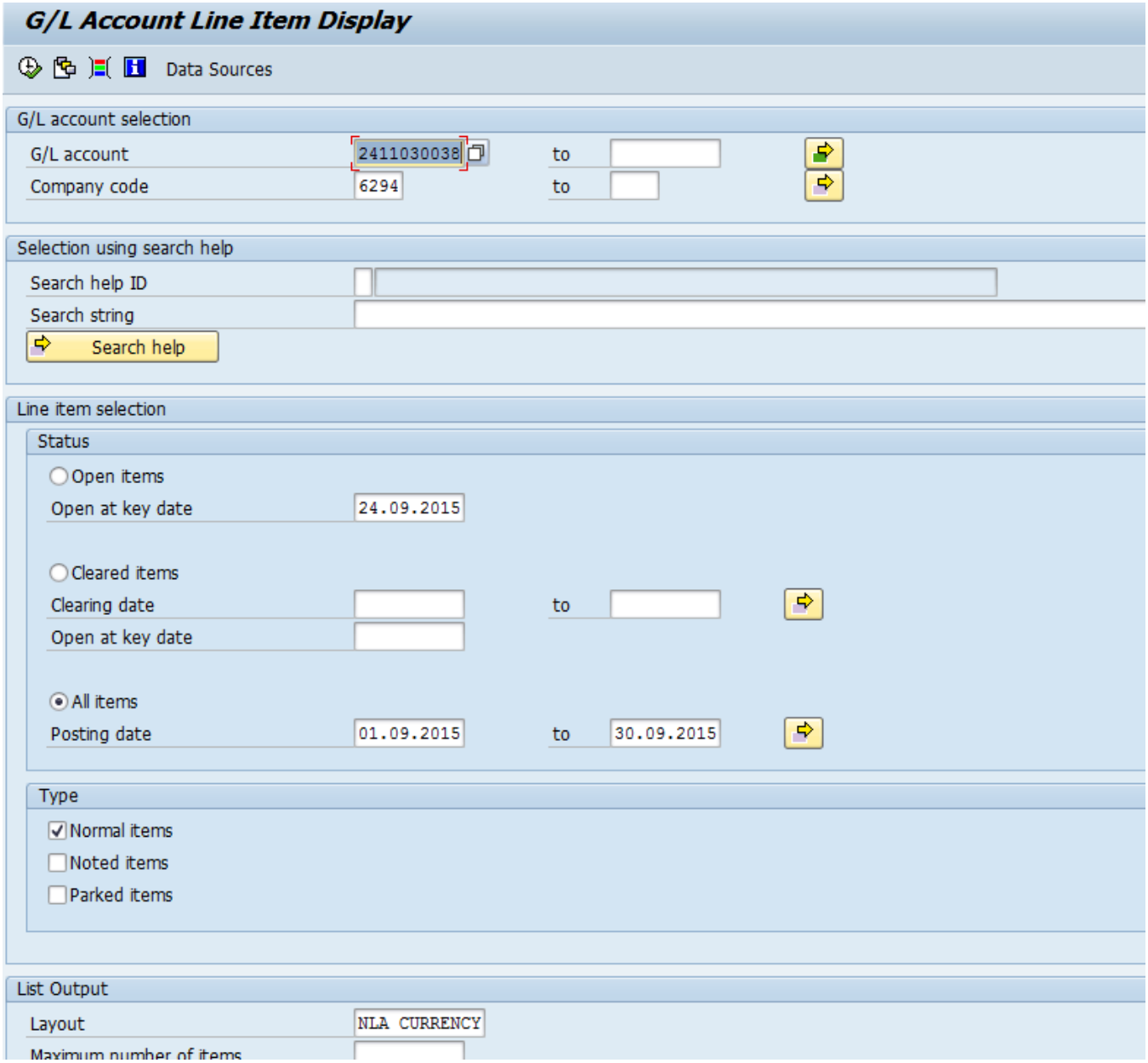

You'll obtain this list, print it:

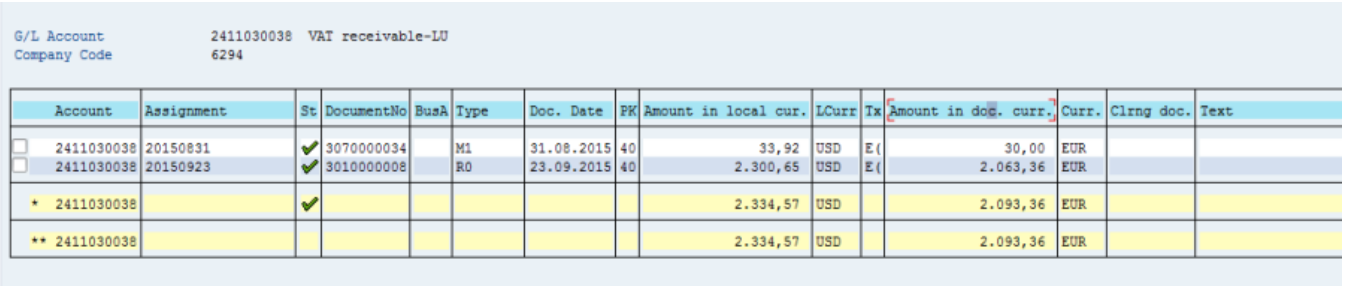

G/L Account 2411030038 VAT receivable-LU
Company Code 6294

	Account	Assignment	St	DocumentNo	BusA	Type	Doc. Date	PK	Amount in local cur.	LCurr	Tx	Amount in doc. curr.	Curr.	Clrng doc.	Text
	2411030038	20150831	✔	3070000034		M1	31.08.2015	40	33,92	USD	E(	30,00	EUR		
	2411030038	20150923	✔	3010000008		R0	23.09.2015	40	2.300,65	USD	E(	2.063,36	EUR		
*	2411030038		✔						2.334,57	USD		2.093,36	EUR		
**	2411030038								2.334,57	USD		2.093,36	EUR		

3.3. I perform the posting of monthly VAT- S_ALR_87012357

1) Determination of the Alternative Tax Payable Account

Run following transaction - **S_ALR_87012357** - Advance Return for Tax on Sales/Pur.
Choose variant - **LU-VATAUT**

A – Select the company that you want to perform the VAT calculation.
B – Very important the fiscal year must be aligned with the posting date.
C – General selection – Posting date choose the first day until the last day of the month that you are calculating.
D – Tax payable posting – The posting date must be the last day of the month of calculation.
E – Due date of the tax table – Leave by default the 20TH of the following month.

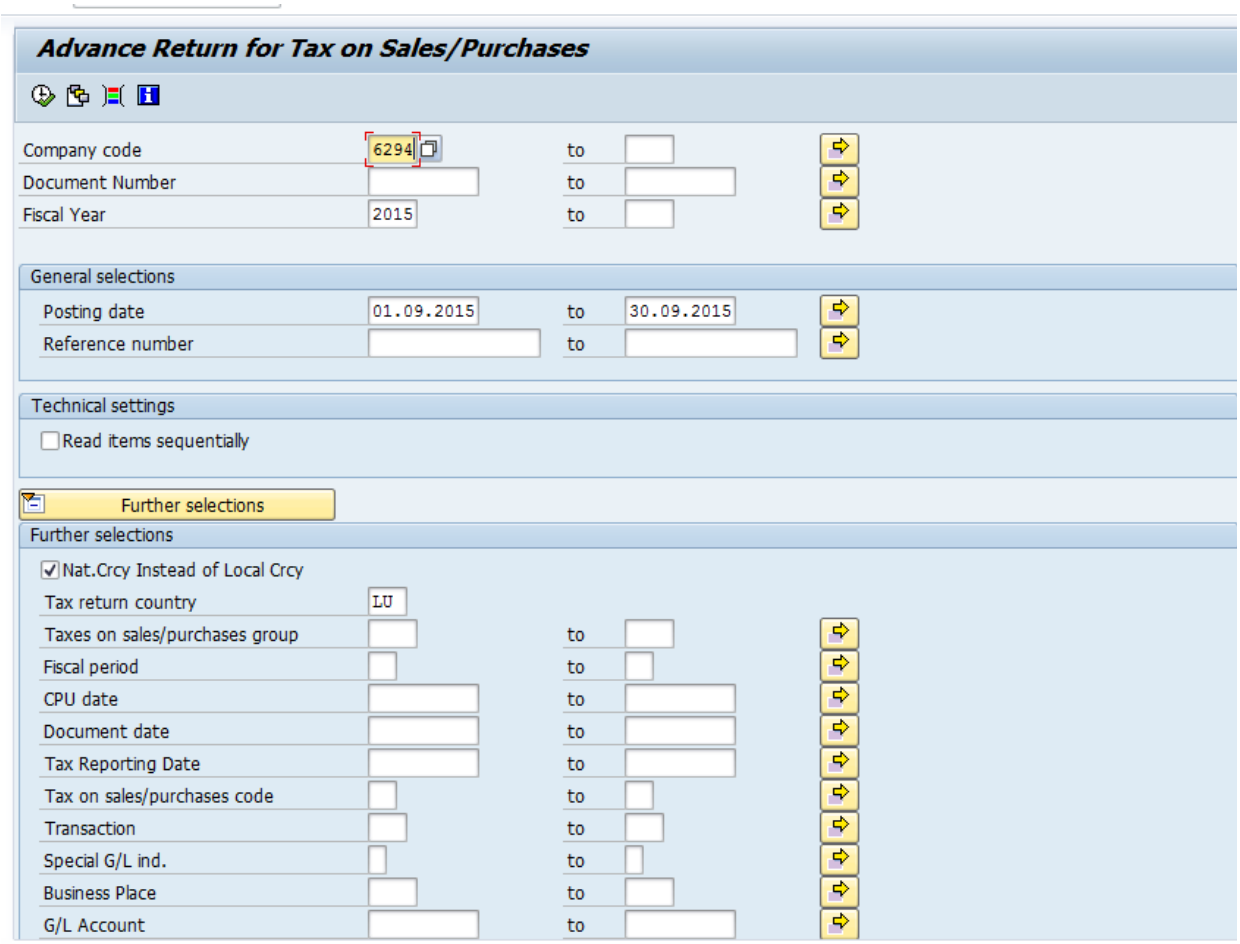

After the selections press execute .
Wait a few moments then you will retrieve the following message by the system

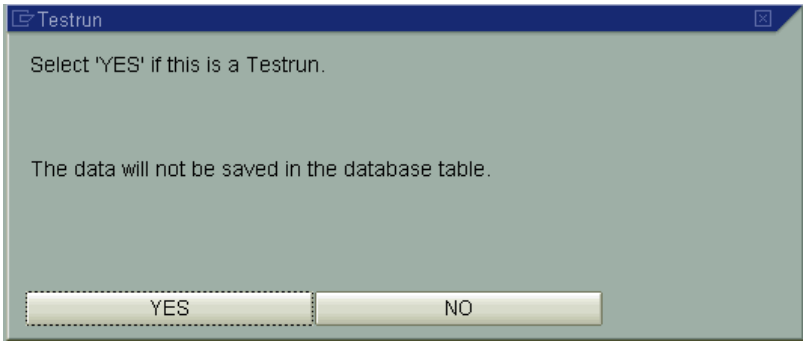

Choose 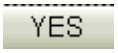 and the following report will appear and go down until you reach the last line.

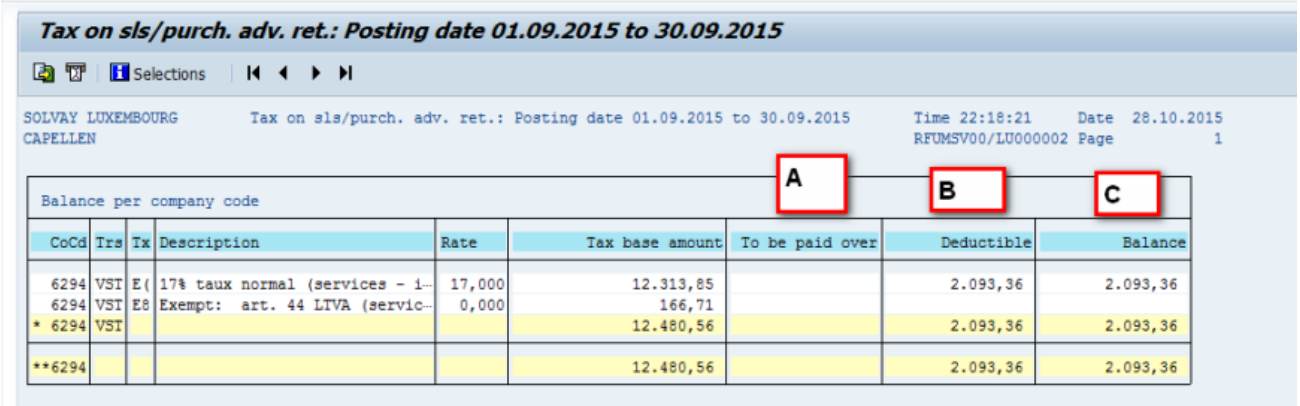

Tax on sls/purch. adv. ret.: Posting date 01.09.2015 to 30.09.2015

Selections

SOLVAY LUXEMBOURG Tax on sls/purch. adv. ret.: Posting date 01.09.2015 to 30.09.2015 Time 22:18:21 Date 28.10.2015
CAPELLEN RFUMSV00/LU000002 Page 1

Balance per company code

CoCd	Trs	Tx	Description	Rate	Tax base amount	To be paid over	Deductible	Balance
6294	VST	E(	17% taux normal (services - i…	17,000	12.313,85		2.093,36	2.093,36
6294	VST	E8	Exempt: art. 44 LTVA (servic…	0,000	166,71			
* 6294	VST				12.480,56		2.093,36	2.093,36
**6294					12.480,56		2.093,36	2.093,36

The VAT calculation is made in the last line of **column C**.

- If the total in **column C** is positive it means that you have a receivable we must choose account **2411040038.**
- If the total in **column C** is negative it means that you have a debt we must choose account **2451040038**.

In the example above the amount is positive 2093,34 it means that you have a receivable you must choose account **2411040038**.

2) Process the posting (for companies 4233 and 6044)

Return to transaction S_ALR_87012357 by choosing .

Leave the selections already performed in Step 1 and go to the tab Tax payable posting and perform the following selections:

A – Batch input session must be flag in order to create a posting session;
B – Alternative Tax Payable Account you must use the one that you found in Step 1. (In the example above the account was **2411040038**).
C – Session name we must use the last 4 digits to identify the company that we are performing the posting.

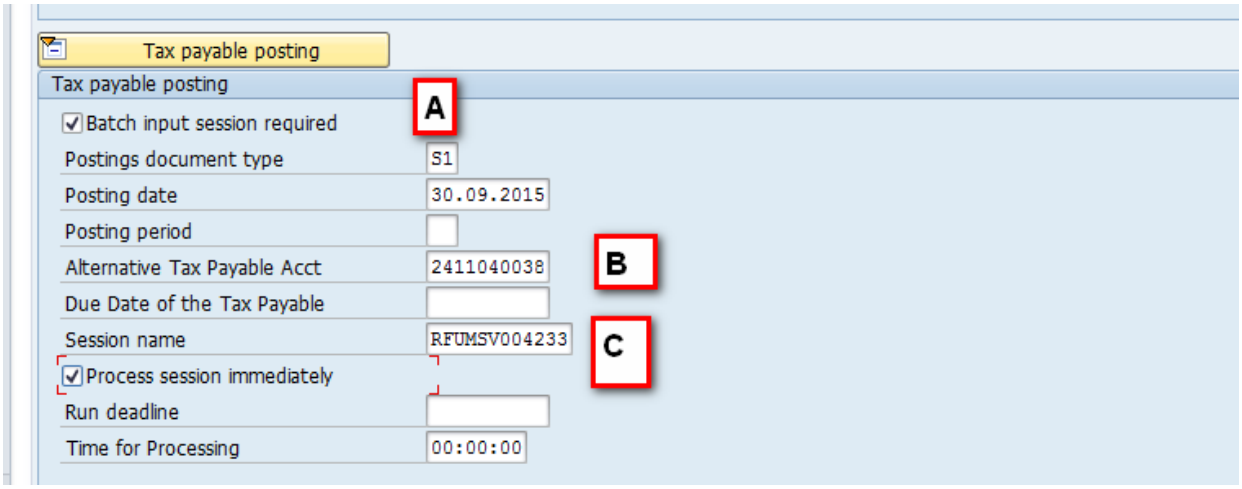

Tax payable posting

Tax payable posting

☑ Batch input session required	
Postings document type	S1
Posting date	30.09.2015
Posting period	
Alternative Tax Payable Acct	2411040038
Due Date of the Tax Payable	
Session name	RFUMSV004233
☑ Process session immediately	
Run deadline	
Time for Processing	00:00:00

After the selections press execute .
Wait a few moments then you will retrieve the following message by the system:

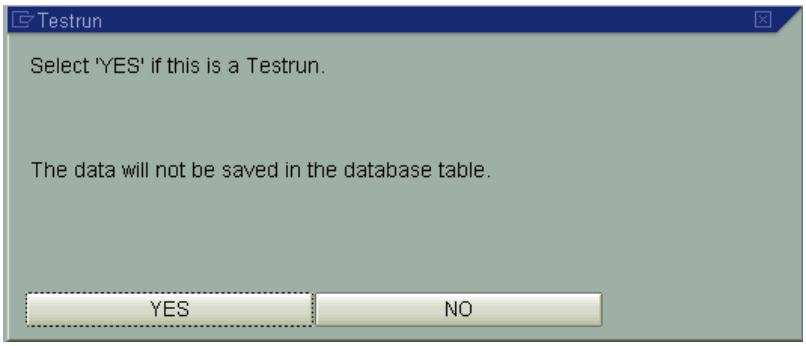

Choose NO and the system will process automatically the batch input session if the VAT accounts are open to.
Check the job in transaction SM37 for the batch input.

Job		Ln	Job CreatedBy	Status	Start date	Start time
RFUMSV000001			PT63001747	Finished	15.04.2010	15:57:02
RSBDCSUB-FIPI	19622719		PT63001747	Finished	15.04.2010	15:57:02
*Summary						

3) Process the posting (for company 6294)

Posting scheme:

					2411040038				
	2411030038								
(0)	5631,36	5631,36	(1)	(1)	5631,36	3376,42	(1)		
				(1)	2513,36	2513,36	(1)		
							balance	2254,94	
		should be the amount to recover on vat declaration see lop DRTR-06-007							
	2451030038								
(1)	3376,42	3376,42	(0)						
					because + balance with these 4 accounts				
	241102000								
(0)	2513,36	2513,36	(1)						
	2451020000								
(1)	2513,36	2513,36	(0)						
(0)	situation on report 30/9/2014 when you run it on 2/10 (d+2)								
(1)	centralized posting to do								

The posting should be performed **manually in FB41**, in order to input both currency amounts (in EUR and USD).
Reference document from 10/2015: **5010000161**

4) Identify the posting number and attach the print list
In order to see the posting created by the transaction go to SM35 and check the batch input log under you user. In company 6294, retrieve the document number that was manually posted.

We must attach the report retrieved in point 3.2. to the posting.

STEP 1

Use transaction code: *SM35*

SM35 - Batch Input: Initial Screen

Batch input is a SAP interface that allows you to transfer large amounts of data to an SAP system. You can use batch input to transfer legacy data and perform periodic imports of external data.

A batch input session is a sequence of transactions supplied with user data by a program. SAP stores these transactions on a stack until you decide to process them online. No database updates are performed until the session has been processed. Using this technique, you can transfer large amounts of data to SAP in a short time.

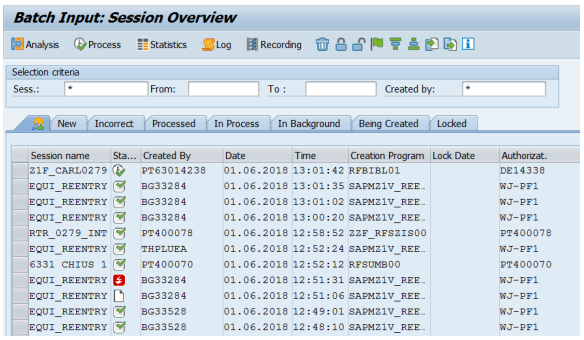

STEP 2

Look for the batch input session to be processed

Selection by

- *Session*: where you can insert the session name you are looking for

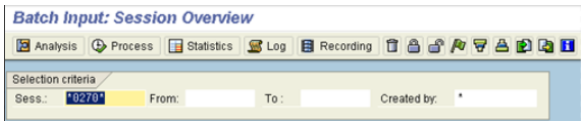

- *Period*: where you can insert the period for which the batch was created

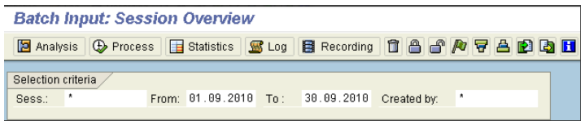

- *Created By*: where you can insert the user who created the batch input session

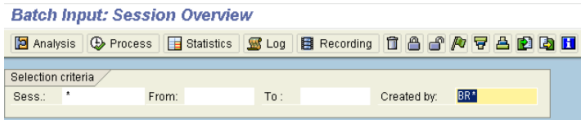

A batch input session is a sequence of transactions supplied with user data by a program. SAP stores these transactions on a stack until you decide to process them online. No database updates are performed until the session has been processed. Using this technique, you can transfer large amounts of data to SAP in a short time.

If you don't know the session name you can run this transaction using the "Selection criteria" in the top of the screen.

These selection criteria can be combined in order to strengthen the list of batch input sessions.

STEP 3

Select the batch input session to be processed

After you find the session, select the line with the batch input that you want to run:

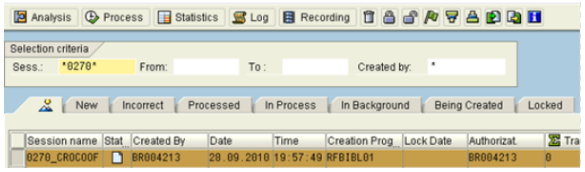

STEP 4

Start processing by clicking on

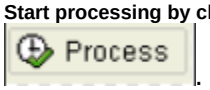

STEP 5

Double click over the session.

Check the status of the batch input session

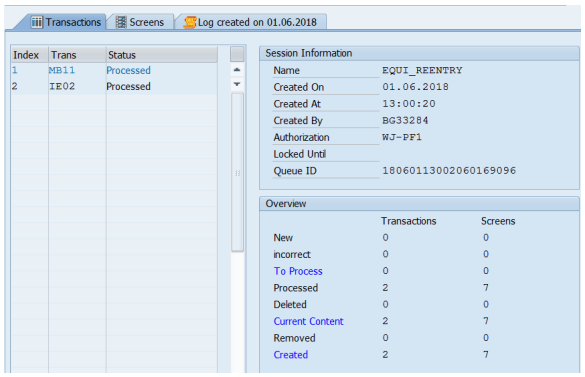

To see detailed information (e.g. document numbers generated), click on "Log created on dd.mm. yyyy":

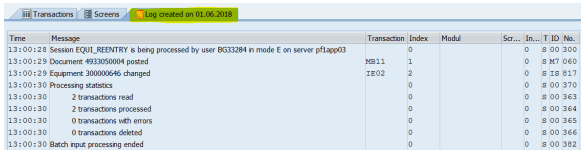

STEP 6

Check batch input session via *SM37* transaction

3.4. I check if the VAT accounts are balanced

After having performed transaction S_ALR_87012357 and FB41, check if the balance of accounts **2411020000, 2411030038, 2451020000, 2451030038** for the closing month is zero on transaction **FS10N**.
For 6294 check in company currency and in document currency.
We need to clear accounts 2411020000 and 2451020000 with transaction **F-03**.

Account number	*		
Company code	6294	SOLVAY LUXEMBOURG	
Business area			
Fiscal year	2015		
All documents in currency	*	Display currency	USD

Period	Debit	Credit	Balance	Cum. balance
Balance Ca...				
1	804,05	804,05		
2	376,78	376,78		
3	4.218,80	4.218,80		
4	554,26	554,26		
5	1.844,96	1.844,96		
6	8.048,19	8.014,35	33,84	33,84
7	9.050,14	9.083,98	33,84-	
8	2.407,28	2.407,28		
9	7.024,95	7.024,95		
10	16.108,32		16.108,32	16.108,32
11				16.108,32
12				16.108,32
13				16.108,32
14				16.108,32
15				16.108,32
16				16.108,32
Total	50.437,73	34.329,41	16.108,32	16.108,32

End of document.

Workflow history

This view shows the 5 most recent entries. The complete workflow log is available from the 'Document Activity' menu item.

Mar 13, 2026	Actor	Type	Activity	Version
Published	LI, Qiaosi (Joice)	Edit	updated the page at 4:18 am Other contributors:	
		State	changed state to Published at 3:18 am	v22
Draft	LI, Qiaosi (Joice)	State	gave *Approvers* approval at 3:18 am	
		State	changed state to Draft at 3:18 am	v22
Sept 13, 2019				
Published	Gomes, Susana	State	changed state to Published at 9:55 am	v21
Draft	Gomes, Susana	State	unassigned Hugues Frisque from approval *Approvers* at 9:55 am	
Sept 10, 2019				

Nathalie Larrieu	State	gave *Approvers* approval at 9:15 am