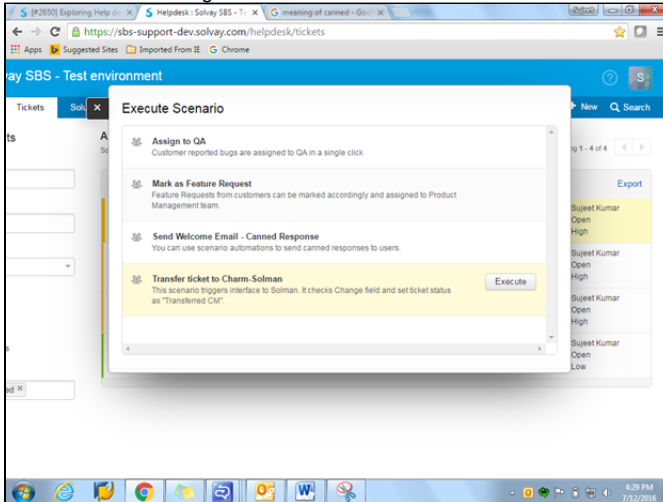


# How to Perform Scenarios in FreshDesk

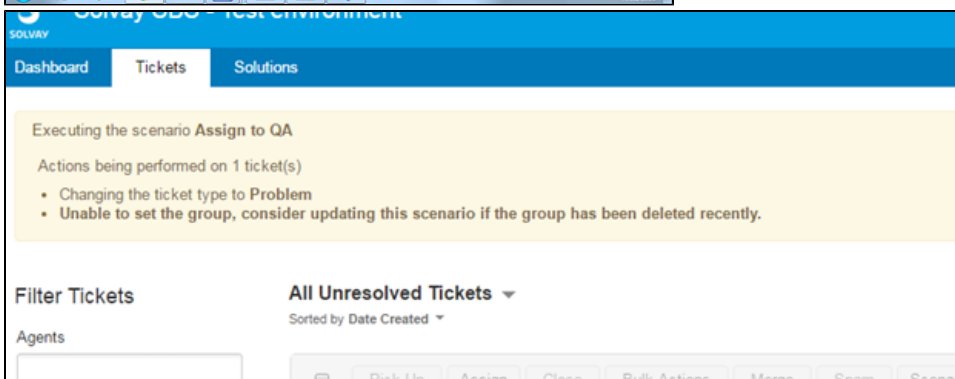
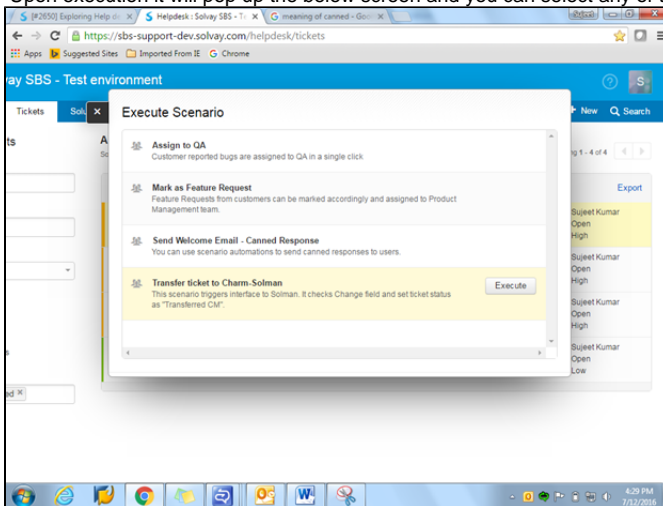
**i** Scenarios let you carry out bunch of updates to the ticket with a single click. It helps you quickly handle recurring scenarios.

## Step-by-step guide

1. Select the ticket through checkbox and click on scenarios



2. Upon execution it will pop up the below screen and you can select any of the row and execute.



## Related articles

- [L1 Agent](#)
- [How to create a ticket for Freshdesk admin team](#)
- [Stellar-OB-007-Freshdesk status](#)
- [What are the types of Freshdesk Statuses](#)
- [Setup a Canned Response in Freshdesk](#)