

# IAC 01.02 - Report ZZM\_MAT\_VAL\_COMP

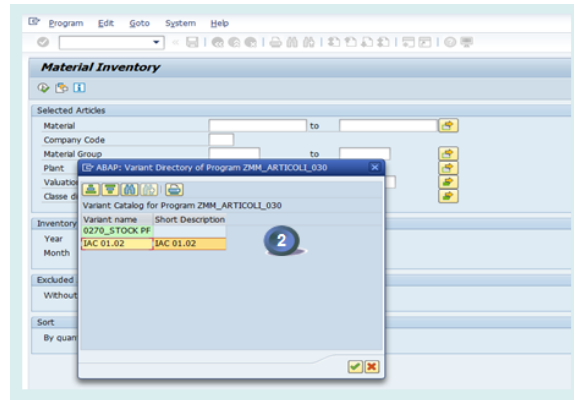
## STEP 1

Start the transaction **ZZM\_MAT\_VAL\_COMP** and select the layout

1. Select layout by clicking on

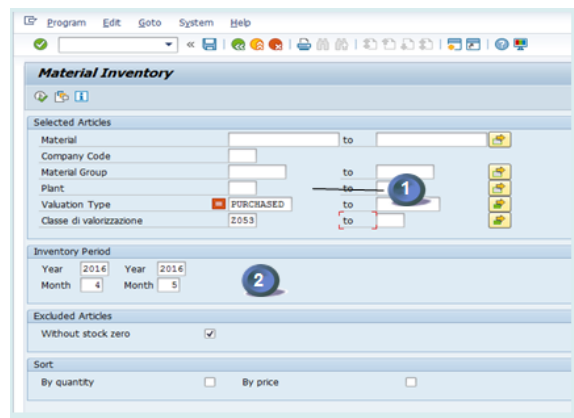


2. Click on **IAC 01.02**



## STEP 2

1. Enter a plant or a list of plants
2. Enter the periods (N-1 and N)

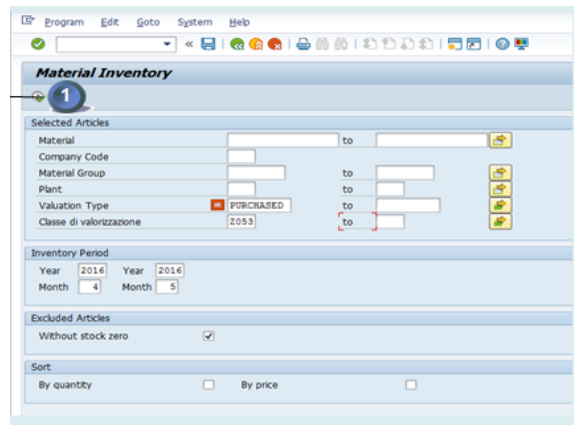


## STEP 3

Execute



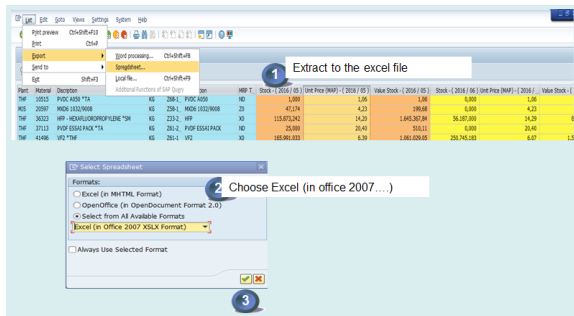
**i** It may result in a long run time.



## STEP 4

Download the file to excel

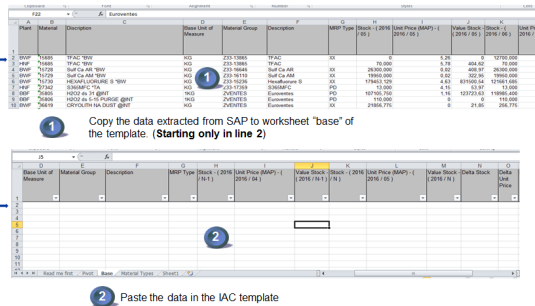
1. Extract the file through "export -> Spreadsheet"
2. Choose Excel (in office 2007...)
3. Execute



**STEP 5**

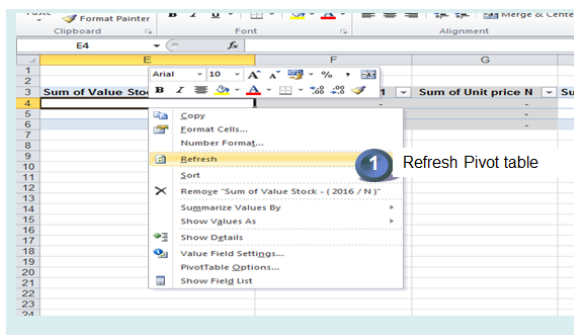
Update the template with the data retrieved in **STEP 4**

1. Open excel file created in **STEP 4** and copy all data starting **"line 2"**
2. Paste the data in the template of IAC 01.02 PF2



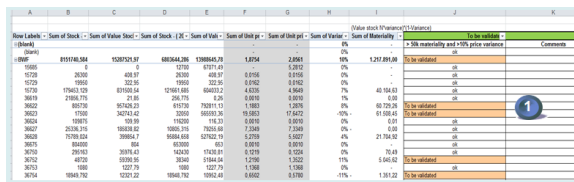
**STEP 6**

The Pivot table in the template is refreshed



**STEP 7**

Comment all the materials lines marked as **"To be validated"**



## Workflow history

This view shows the 5 most recent entries. The complete workflow log is available from the 'Document Activity' menu item.

Nov 30, 2025	Actor	Type	Activity	Version
Published	TORNPETCH, Ubonrat	State	changed state to <b>Published</b> at 5:34 am	v8
Draft	TORNPETCH, Ubonrat	State	gave <i>Approvers</i> approval at 5:34 am	
Oct 08, 2025				



WIROONSRI, Phattarapha

Edit updated the page at 5:20 am

State changed state to **Draft** at 3:20 am [v8](#)

Oct 12, 2016

**Published**

[Marielle MOINET](#)

Edit updated the page at 8:17 am

[Marielle MOINET](#)

State changed state to **Published** at 6:24 am [v7](#)