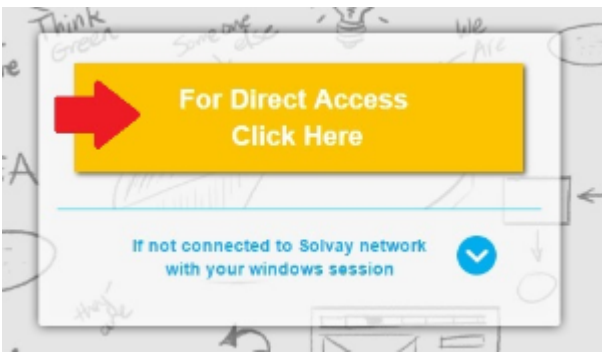
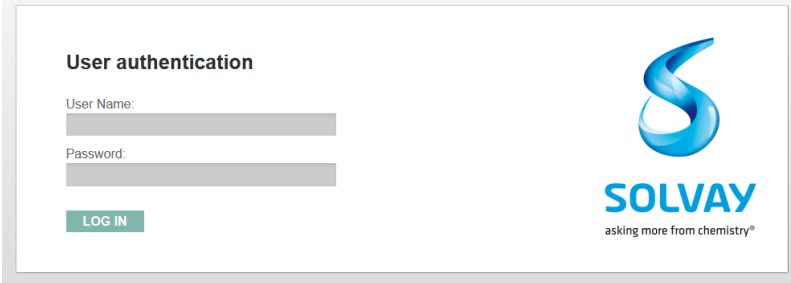
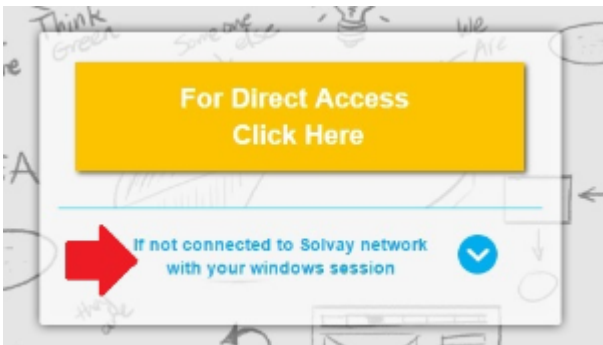


# Get access via personal/ home network

- [For employees with Windows login:](#)

Procedure	Screenshot
1. At the login page, click on the "For Direct Access".	
2. You will be redirected to the Solvay SSO page. Enter your windows login credential and click on the "LOG IN".	
3. Click on the "For Direct Access" again, if you are redirect to Got it login page.	

- [For employees without Windows login:](#)

Procedure	Screenshot
1. Click on the "If not connected to Solvay network with your windows session".	

2. Key in Got it! account's "Username" and "Password". Click on "Log in".

**For Direct Access  
Click Here**

[If not connected to Solvay network  
with your windows session](#)

**Username :** \*  
Enter your Solvay-Got it username.

**Password :** \*  
Enter the password

[Request new password](#) **Log in**