

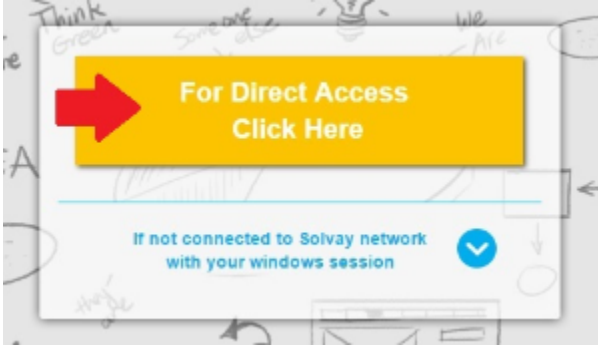
Log in

- **As Solvay Employee with Windows account**


Account is automatically created in Got it! for employees with Windows account.

Login to your computer with your Windows account, go to <https://gotit.solvay.com> and

Click on Yellow button

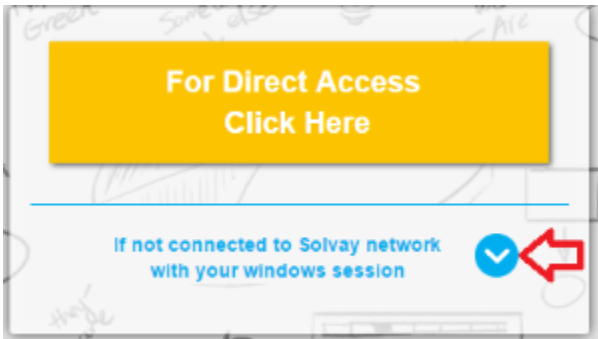


- **With GotIt! application account**

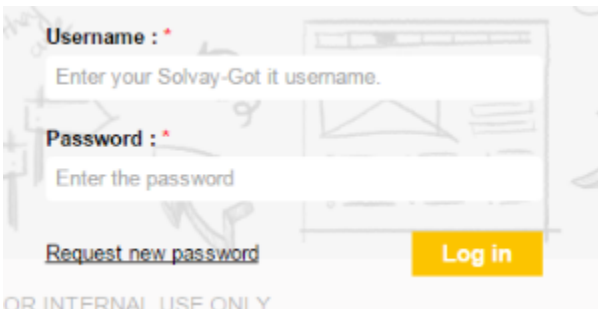
 To request an account, please email your request to the local admin of your site or contact [SBS Support](#) with the approval of the admin

Got it! application account can be created upon request for employees without Solvay Windows account or business partners.

1. Click on the blue arrow button



2. Key in user name and password, click on Log in



Username : *
Enter your Solvay-Got it username.

Password : *
Enter the password

[Request new password](#) **Log in**

OR INTERNAL USE ONLY