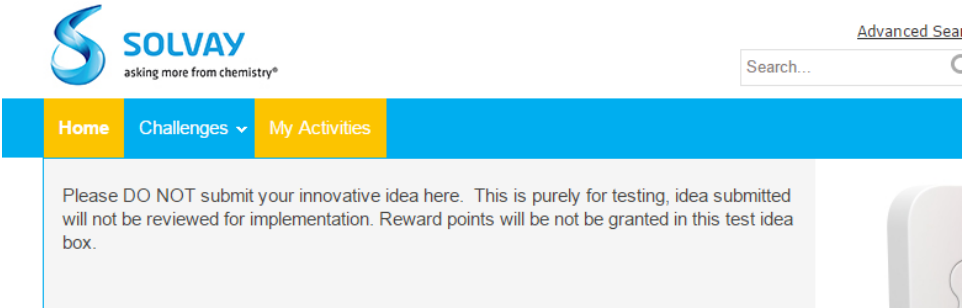
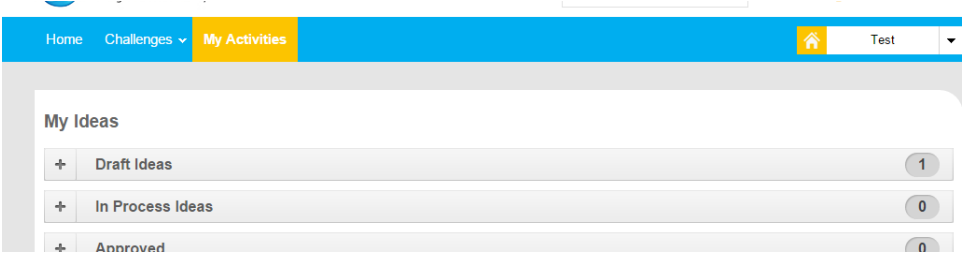
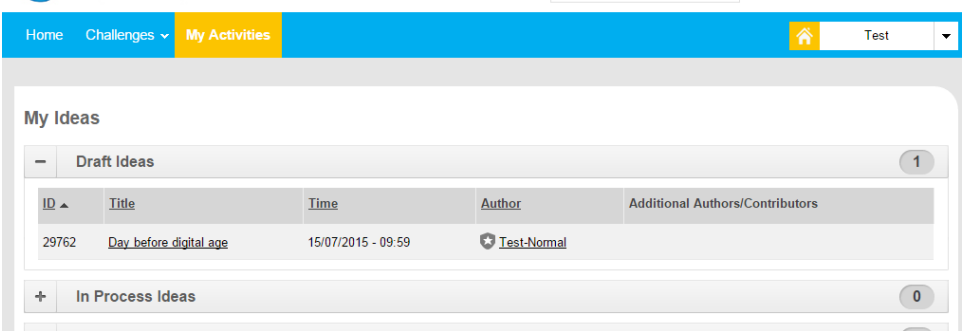


How to edit my draft idea?

Procedure	Screenshot										
<p>1. Click on "My Activities" on the top left hand corner of the page, just below the Solvay's logo.</p>											
<p>2. You will see a page with your activities. Click on the grey bar to expand the section on "Draft Ideas".</p>											
<p>3. You will be able to find all your draft ideas here. Click on the title of the idea to edit it.</p>	 <table border="1" data-bbox="310 1146 1203 1226"><thead><tr><th>ID</th><th>Title</th><th>Time</th><th>Author</th><th>Additional Authors/Contributors</th></tr></thead><tbody><tr><td>29762</td><td>Day_before.digital_age</td><td>15/07/2015 - 09:59</td><td>Test-Normal</td><td></td></tr></tbody></table>	ID	Title	Time	Author	Additional Authors/Contributors	29762	Day_before.digital_age	15/07/2015 - 09:59	Test-Normal	
ID	Title	Time	Author	Additional Authors/Contributors							
29762	Day_before.digital_age	15/07/2015 - 09:59	Test-Normal								