


Macro - Google



Macro - Google

Displays Google Drive content on a Confluence page.

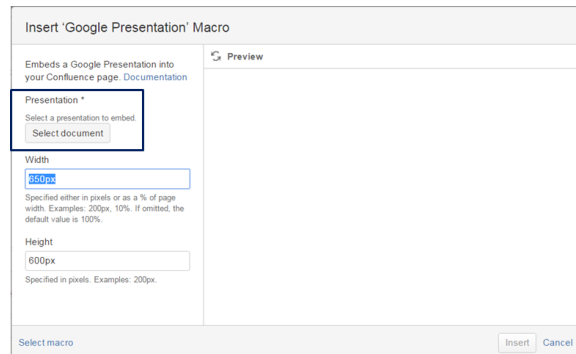
1. In the Confluence page edit mode, select a **Google Drive** macro.



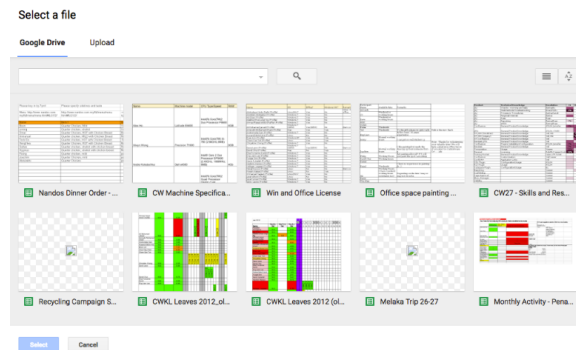
2. When the **Insert 'Drive' Macro window** appears, click on the box

Select document

You may be asked to log in to your Google account. After logging in, the Google file selection dialog window will appear.



3. Browse for the files in your Google Drive click **Select** on the file you want to embed in the Confluence page.



4. After you have saved the page, you should have the Google file embedded, like this:



Troubleshooting

I am [Unable to access Google Drive](#)