






Macro - Highlights

 The Info, Tip, Note, and Warning macros allow you to highlight information on a Confluence page. They create a colored box surrounding your text.

 **Info**
Highlights content as an informational note with a blue background.


 **Note**
Highlights content as a note with a yellow background.


 **Tip**
Highlights content as a helpful tip with a green background.

 **Warning**
Highlights content as a warning note with a red background.

This is the Highlights macro

 Macro info

 Macro Warning

 Macro Tip

 Macro Note

Parameters

1. **Optional Title:** The title of the box. If specified, the title text will be displayed in bold next to the icon.
2. **Show Exclamation Mark Icon:** If untick, the icon will not be displayed.

Insert 'Note' Macro

Highlights content as a note with a yellow background.

Optional Title

Show Exclamation Mark Icon