

# How to login

Concerned profiles

"ALL"

## Table of content

---

- [How to login ?](#)
- [Related articles](#)
- [Need help?](#)

[How to login ?](#)

When starting the App for the first time, you will be prompted to login.

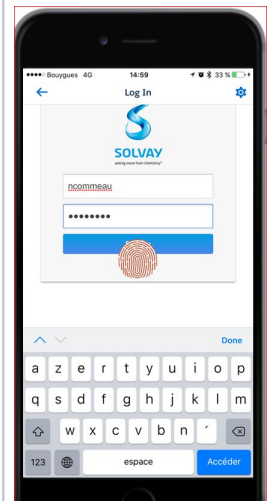
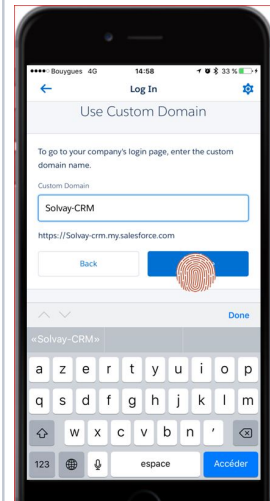
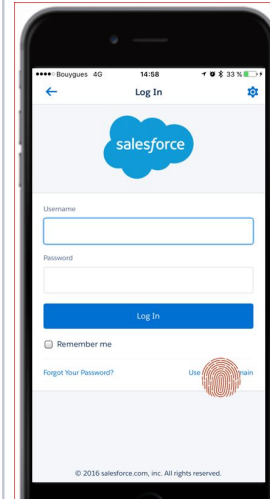
Click on **Use a Custom Domain**

Type **solvay-crm** as the Custom Domain and click Continue.

Enter your Salesforce **username** and **Password** \* is as same as your **windows login** and click **Sign in**.

Click **Allow** to give the App access to your Salesforce data.

\* You forgot your password ? Try to reset, you will receive an email to enter a new one.



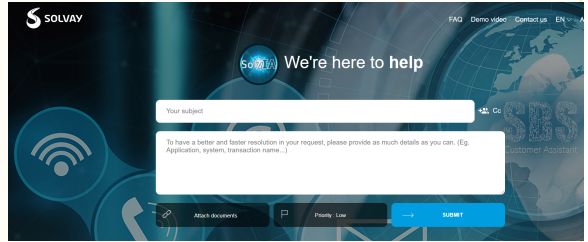
Related articles

Need help?



### Need Help?

To request any support or if you have identified a bug or incident , please create a Freshdesk ticket using Solvia platform : <https://solvia.solvay.com/>



*you can copy users with email address , default priority is Low , then Submit . We advise you to put keywords in subject to ease dispatching to correct Agent : CRM - Complaint for example*