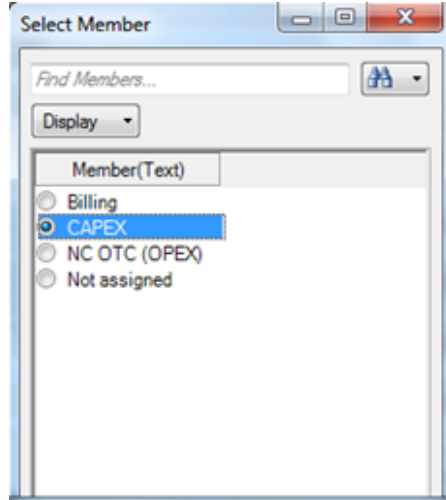
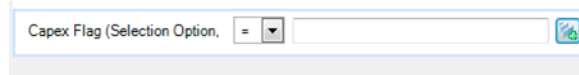


A1230 - CAPEX flag

STEP 1

If you want to analyze only CAPEX spend : please select CAPEX in the CAPEX flag field available in the prompt :



STEP 2

If you want to analyze the split between CAPEX and OPEX, please let the field blank in the prompt and launch the query with the different criteria needed.

In the query :

Drag and drop the CAPEX flag available as a dimension:

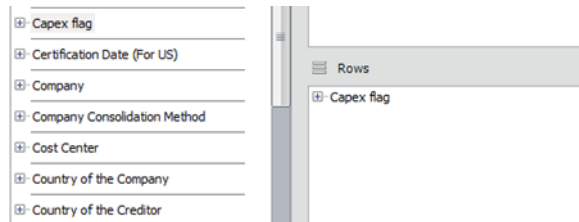
STEP 3

How to read the results ?

CAPEX comes always from the WBS element and here is equal to 49 263 136€

Billing concerns only purchase to sell and has to be considered as CAPEX : 1 741 933€

OPEX comes from both the OPEX related to projects (10 757 346€) and the OPEX without project s(3 221 303 162€) = 3 232 060 508€



Capex flag	(+) Total Invoiced Value (F1) (EUR)
BL Billing	1 741 933
IM CAPEX	49 263 136
NC NC. OTC (OPEX)	10 757 346
# Not assigned	3 221 303 162

The 3 fields come from the WBS elements (projects)
Not assigned : is the spend without WBS elements (without project)

To summarize:

For CAPEX Spend : use IM – CAPEX and BL-BILLING
For OPEX Spend : use NC- OTC (OPEX) and # not assigned