

I update a profit center

Domain: Finance Data & Reporting

Responsibility area: Maintain Costing Master Data

Table of contents

- [Table of contents](#)
- [1. Objective and Scope](#)
 - [1.1. Objective of this Operation](#)
 - [1.2. Scope](#)
- [2. Definitions](#)
- [3. Tasks description](#)
 - [3.1. I receive the request to update a profit center](#)
 - [3.2. I confirm that the request is made by an authorized requester](#)
 - [3.3. I analyze and validate the information provided in the request](#)
 - [3.4. I perform the profit center changes](#)
 - [3.5. I communicate that a profit center has been changed](#)

Scope



ERP



Frequency



References

[KE52 - Change profit center](#)

Forms

Attachments

[Profit Center - Master Data](#)

I update a profit center

1. Objective and Scope

1.1. Objective of this Operation

The purpose of this document is to describe the process of updating a profit center.

1.2. Scope

This document applies to all the processes of updating a profit center.

2. Definitions

See [Finance - Glossary](#)

3. Tasks description

3.1. I receive the request to update a profit center

I receive a request to update a profit center.

3.2. I confirm that the request is made by an authorized requester

Only authorized requesters should be able to ask for data.

In the case of Costing master data, which is the case of the profit center, usually it's a GBU/Function Controller.

Check that the requester is an "authorized requester" in document

This list is maintained by the Process Expert Costing.

3.3. I analyze and validate the information provided in the request

I check that the profit center that needs to be updated follows these rules:

There are 2 types of profit centers in PF2:

1. Reporting profit centers

In PF2, the determination of the [business structure](#) is done in the P&L using a [reporting profit center](#) that is in the COPA posting. To make this everything works (through interfaces):

- All [material codes](#) should be assigned to a reporting profit center (in the view "costing 1")
- All objects in CO should be assessed to a profit center in COPA

2. Organizational profit centers

All CO objects (cost centers, orders, WBS) are assigned to a non reporting profit center
In WP2 the profit center is used to:

Assign the following variances to the P&L (COPA)

- Variances on purchase
- Inventory differences
- Variances on transfer
- Variances on process order
- Revaluation variances

Split the [Working Capital](#) by enterprise


- Split the accounts payable and the stocks by CGU (Cash Generating Unit)

Calculate some indicators of the industrial dashboard and identify by Value Stream

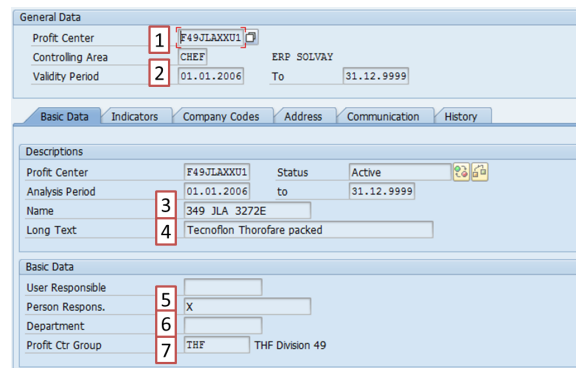
- Inventories
- Variable costs (the actual ones posted through process order)
- Fixed costs (from the direct production costs center)
- Freight on sales costs (from the P&L and freight on sales cost centers)
- Accounts payable

Note

In WP2, since we can not restrict the usage of the profit center to a certain controlling area, it is recommended that whenever creating a new profit center in a certain controlling area, it's also extended to the VPART nodes in the other active controlling areas.

 Profit center master data are displayed with [KE53 - Display Profit Center](#)

PF2



The screenshot shows the SAP PF2 Profit Center Master Data screen. The 'General Data' section includes fields for Profit Center (F49JLAXXU1), Controlling Area (CHEF), ERP SOLVAY, and Validity Period (01.01.2006 to 31.12.9999). The 'Descriptions' section shows Profit Center (F49JLAXXU1), Status (Active), Analysis Period (01.01.2006 to 31.12.9999), Name (349 JLA 3272E), and Long Text (Tecnoflon Thorofare packed). The 'Basic Data' section includes User Responsible, Person Respons. (X), Department, and Profit Ctr Group (THF THF Division 49). Red boxes with numbers 1 through 7 highlight specific fields: 1 (Profit Center), 2 (Validity Period), 3 (Name), 4 (Long Text), 5 (Person Respons.), 6 (Department), and 7 (Profit Ctr Group).

PIF level

Standard codification

The codification of a reporting profit center used at PIF level:

- **Letter F**
- **Activity 1 code** - 2 characters of the Reporting Division from SM30 table V_134G, Division code (check in Material Master Data (MM03), tab Basic Data 1, the field Division) + Plant code, to get the correct Business Area.
- **PIF code** - Use the first 5 characters of the PIF code (complete with "X" to reach 5 characters). To identify the correct code, go to **T-code MM03 Basic Data 1** tab, check the **Prod. Hierarchy** field. In **SM30 table ZZRT179 V**, confirm that the **Prod. Hierarchy** code is marked with an "X" in the **Flag PIF** column.
- **Country of origin** - 1 character for the country code of the industrial origin, i.e. where the goods are manufactured - see appendix for the codes.
- A - Austria

B - Belgium

C - Switzerland

D - Germany

E - Spain

F - France

G - Great Britain - UK

H - China

I - Italy

J - Japan

K - Korea

L - India

M - Mexico

N - Netherlands

O - Russia (possible extension to other countries)

P - Portugal

Q - Not used

R - Brazil

S - Finland (possible extension to other countries)

T - Thailand

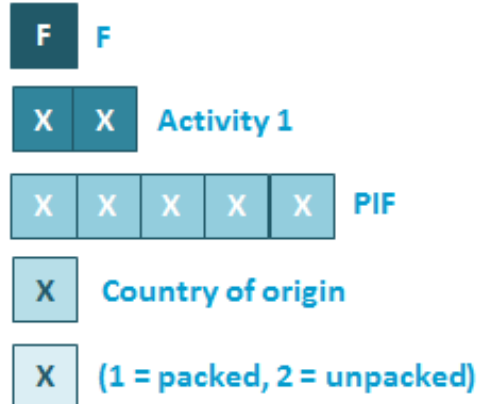
U - USA

V - Argentina

W - Not used

X - Improperly used for some "3rd parties" and some other strange ones

Y - Egypt, Saudi Arabia, Chile and other miscellaneous countries



Z - Inovyn Martorell - other / future use to determine

1 - Rhodia EMEA region (only for "green" GBU - when production center is not specifically known) - corresponding to industrial origin 9991

2 - Rhodia NAM region (only for "green" GBU - idem) - corresponding to industrial origin 9992

3 - Rhodia LATAM region (only for "green" GBU - idem) - corresponding to industrial origin 9993

4 - Rhodia APAC region (only for "green" GBU - idem) - corresponding to industrial origin 9994

9 - Third parties - corresponding to industrial origin 9997

- **Code packaging** - 1 character (normally a digit) to differentiate - normally odd for packed and even for bulk.

These profit centers are used for postings at the lower level of detail : PIF + industrial origin.

Activity 1 level

Standard codification

The codification of a reporting profit center used at Activity 1 level

- **D + Business Area**
 - Letter **D**
 - **Business Area**
 - Sector code
 - Activity 1 code
 - Free

These profit centers are used for posting at "company code" + "BFC Activity 1" level. Should wait until the Business Area has been created by APDM and is available in PF2_020 before creating the D* profit center.



Profit centers at company & company/object levels should not be used anymore

Before the project SPS (COPA in PF2) there were 2 other types of reporting profit centers:

At company level

They were used for posting at "company code" level for which there was no subdivision between GBU or BFC Activities.

The codification of a reporting profit center used at Company code level was:

- Letter E
- Company code

At company & object level

These profit centers represent the shares of the company hold by other Solvay companies. Can be created for any Solvay companies, operating in the ERP Solvay or not.

The codification of a reporting profit center used at Company code and object level was:

- Letters SCHEF
- Company code

Reporting profit centers at company & company/object levels should not be used anymore

Standard codification

The codification of an organizational profit center

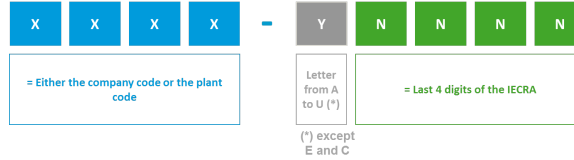
- Letter C
- Plant code



Codification - Standard codification

The codification of a profit center is

- Company code or plant code
- Letter
- Last 4 digits of the IECRA



i The recommended practice is to put a Profit Center with "plant" codification in the Master Data of a "plant" Cost Center

Example

Codification of a profit center for Novacare in the plant 8091
Zhuhai



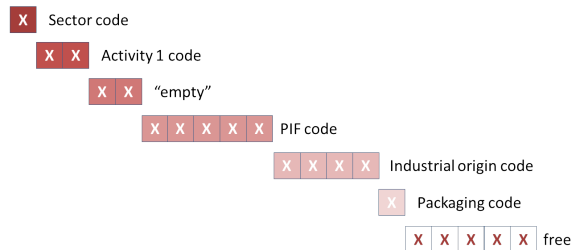
Usually it is created from the 1st day of the current year to 31.12.9999

i In PF2, the name of a profit center is critical for the reporting, the rules must be strictly followed.

PIF level

The name of a reporting profit center used at PIF level (F)

- **position 1-3** = first 3 characters of the Business Area (Sector code + Activity 1 code)
- **positions 4-5** = Spaces
- **positions 6-10** = PIF code (always in **Caps Lock**) + spaces to make it 5 chars
- **positions 11-14** = industrial origin code - see transaction ZPRI - in case of tolling in an external plant, use the one of the Syensqo plant responsible for the tolling
 - 9997 for product bought outside the group from third parties
 - 9991 - 9994 for Rhodia GBU for which we do not know the specific industrial origin
- **position 15** = E (packed) or V (bulk) if a differentiation is made at that level.
- **positions 16-20** = free (not relevant for BFC)

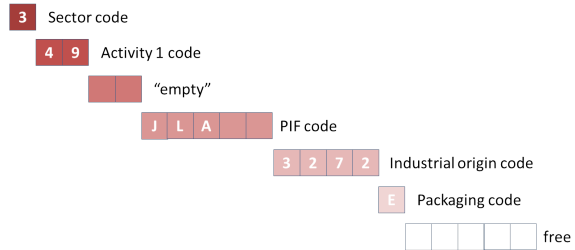


Example

The name of the profit center F49JLAXXU1 is **349 JLA 3272E**

- Sector code = **3** PLASTICS
- Reporting Activity 1 code = **49** FLUOR MATERIALS
- "empty"

- PIF code = JLA Tecnoflon
- Industrial origin code = 3272 SOLVAY SPOL US
- Packaging code = E Packed
- "empty"



The long text of a reporting profit center used at PIF level (F)

- Description of the PIF from table view ZZRT179V
- Space - hyphen - space
- City name of the establishment (EMEA... for 9991 - 9994 - and "3RD PARTIES" for industrial origin 9997)
- Space - hyphen - space
- "PACK" or "PACKED" // "BULK"

Descriptions			
Profit Center	F49JLAXXU1	Status	Inactive: Change
Analysis Period	01.01.2006	to	31.12.9999
Name	349 JLA 3272E		
Long Text	Tecnoflon - W DEPTFORD - PACK		

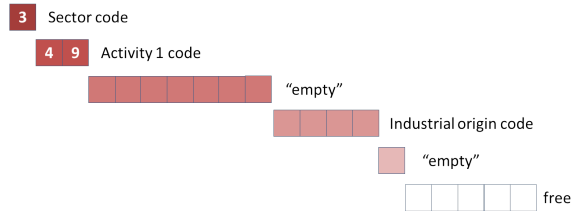
Note: If over the SAP 40-chars limit, abbreviate the names according to SLV traditions.

Activity 1 level

Example

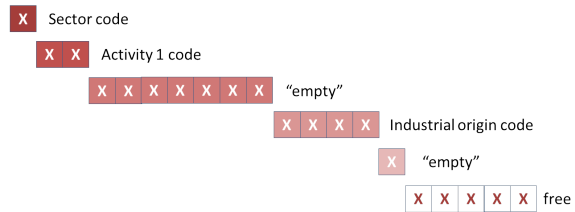
The name of the profit center D3490 is 349

- Sector code = 3 PLASTICS
- Reporting Activity 1 code = 49 FLUOR MATERIALS
- "empty"
- not applicable
- "empty"



The name of a reporting profit center used at PIF level (D)

- position 1-3 = first 3 characters of the Business Area (Sector code + Activity 1 code) - essential as used by COPA / BW for automatic determination
- positions 4-10 = Spaces
- positions 11-14 = Industrial origin code (only for specifics cheops value item like "ARRET")
- position 15 = Spaces
- positions 16-20 = Free (not relevant for BFC)



The long text of a reporting profit center used at PIF level (D)

- Description from table ZZR_REPO_DIV taking the middle 2 characters from the Business Area (ex. profit center D9TN0 - search for "TN").

Descriptions			
Profit Center	D9TN0	Status	Active
Analysis Period	01.01.2016	to	31.12.9999
Name	9TN		
Long Text	TSNR - TECHNO SOLUTIONS UNALL		

Company level

The name of a reporting profit center used at company level (E)

- positions 1-4 = Reporting company code
- positions 5 = Space
- positions 6 -20 = Company "Enterprise abbreviation" from transaction ZPRI
- last 3 positions = "hyphen"+"Country code" (from transaction ZPRI)

Example

The name of the profit center E6288 is **6288 SFLX-DE**

- Reporting company code = **6288**
- "empty"
- Enterprise abbreviation = **SFLX**
- "Hyphen"
- County = **DE**

The long text of a reporting profit center used at company level (E)

- **positions 1-4** = Reporting company code
- **positions 5** = Space
- **positions 6-20** = Company "Enterprise medium name" from transaction [ZPRI](#)

Descriptions			
Profit Center	E6288	Status	Active
Analysis Period	01.01.2016	to	31.12.9999
Name	6288 SFLX-DE		
Long Text	6288 SOLVAY FLUX		

Company and object level

The name of a reporting profit center used at Company and object level (S)

- **positions 1-4** = Object company code
- **positions 5** = Space
- **positions 6-20** = Company "Enterprise abbreviation" from transaction [ZPRI](#) in PRS
- **last 3 positions** = "hyphen"+"Country code" (from transaction [ZPRI](#))

Example

The name of the profit center SCHEF6329 is **6579 FIOP-BR**

- Object company code = **6579**
- "empty"
- Enterprise abbreviation = **FIOP**
- "Hyphen"
- County = **BR**

The long text of a reporting profit center used at Company and object level (S)

- **positions 1-13** = PARTICIPATION
- **position 14** = Space
- **position 15-18** = Object company code
- **positions 19** = Space
- **last positions** = Company "Enterprise medium name" from transaction [ZPRI](#)

Descriptions			
Profit Center	SCHEF6579	Status	Active
Analysis Period	01.01.2017	to	31.12.9999
Name	6579 FIOP-BR		
Long Text	PARTICIPATION 6579 FIOPART PART SER COM		



Unlike reporting profit centers, the description of organizational profit center doesn't matter.

- **Short name** - company code + space + plant "establishment abbreviation" from [PF2 - ZPRI Display table ETAB](#) (using the first 3 chars of the plant)
- **Long text** - plant NAME1 from view V_T001W (if needed using standard SLV abbreviation for the site) + abbreviated NAME2 from V_T001W if making it clearer.

General Data			
Profit Center	CBUB		
Controlling Area	CHEF	ERP	SOLVAY
Validity Period	01.01.2023	To	31.12.9999

Basic Data Indicators Company Codes Address Communication History

Descriptions			
Profit Center	CBUB	Status	Active
Analysis Period	01.01.2023	to	31.12.9999
Name	6445 BUB BUENOS AIRE		
Long Text	QEAR-AR /BUENOS AIRES (ADMIN) QUIMICOS		

Basic Data	
User Responsible	
Person Respons.	X
Department	BUB
Profit Ctr Group	CHEF_CNTRL Non Cheops Profit centers



In WP2, the name of a profit center does not matter as it is not used in reporting.

Plant level

The name of profit center created at plant level:

- PPPP = plant code
- name of the profit center
- VVVVV = value stream code

Example: 7666 divers Diphénols MEL - VZS05

General Data			
Profit Center	7666-I1046		
Controlling Area	2006	Solvay	Europe
Validity Period	01.01.2007	To	31.12.9999

Basic Data Indicators Company Codes Address Communication History

Descriptions			
Profit Center	7666-I1046	Status	Active
Analysis Period	01.01.2007	to	31.12.9999
Name	7666 divers Diphénol		
Long Text	7666 divers Diphénols MEL - VZS05		

Basic Data	
User Responsible	
Person Respons.	Organics
Department	7666
Profit Ctr Group	ZFR3-VZS05 MELZS005 divers Silcea MEL Melle

Company code level

The name of profit center created at company level:

- PPPP = Generic plant code (=BFC GBU code + 00)
- name of the profit center (by default the GBU name)
- VVVVV = value stream code

Example: SI00 Silca - VSL01

General Data			
Profit Center	ZFR3-I0534		
Controlling Area	2006	Solvay	Europe
Validity Period	01.01.2007	To	31.12.9999

Basic Data Indicators Company Codes Address Communication History

Descriptions			
Profit Center	ZFR3-I0534	Status	Active
Analysis Period	01.01.2007	to	31.12.9999
Name	SI00 Silca		
Long Text	SI00 Silca - VSL01		

Basic Data	
User Responsible	
Person Respons.	Silca
Department	SI00
Profit Ctr Group	ZFR3-VSL01 COLSL001 Silca Collonges

PIF level

The Person responsible of a reporting profit center used at PIF level (F) is

- position 1-4 = "X "
- positions 5-20 = free (not relevant for BFC)

Example

The person responsible of the profit center F49JLAXXU1 is X

- position 1-4 = X
- positions 5-20 = "empty"

Descriptions			
Profit Center	F49JLAXXU1	Status	Active
Analysis Period	01.01.2006	to	31.12.9999
Name	349 JLA 3272E		
Long Text	Tecnofon Thorofare packed		
Basic Data			
User Responsible			
Person Respons.	X		
Department			
Profit Ctr Group	TRF	THF Division 49	

=> In case of inter-company sales, the person responsible is

- position 1-4 = partner company code
- positions 5 = partner sector
- positions 6-7 = division partner
- positions 8-20 = free (not relevant for BFC)

Example

The person responsible of the profit center F27UYXXFB is 3490727

- žpartner company code = 3
490 SOLVAY SPECIALIT
FR
- partner sector = 7 CH
EMICALS
- activity 1 partner = 27
PCC
- "empty"

Descriptions			
Profit Center	F27UYXXFB	Status	Active
Analysis Period	01.01.2014	to	31.12.9999
Name	727 UY 2130V		
Long Text	Sces Administratifs pour div. 27		
Basic Data			
User Responsible			
Person Respons.	3490727		
Department			
Profit Ctr Group	D7270	Div.27 AFM Functional additives	

Activity 1 level

The Person responsible of a reporting profit center used at Activity 1 level (D) is

- position 1-4 = "X "
- positions 5-20 = free (not relevant for BFC)

Example

The person responsible of the profit center D3490 is X

- žposition 1-4 = X
- positions 5-20 = "empty"

Descriptions			
Profit Center	D3490	Status	Active
Analysis Period	01.01.2003	to	31.12.9999
Name	349		
Long Text	D3490		
Basic Data			
User Responsible			
Person Respons.	X		
Department			
Profit Ctr Group	D3490	FLUOR MATERIALS	

Company level

The Person responsible of a reporting profit center used at company level (E) is

- position 1-4 = Company code
- positions 5-20 = free (not relevant for BFC)

Example

The person responsible of the profit center E0001 is 0001

- žposition 1-4 = 0001
- positions 5-20 = "empty"

Descriptions	
Profit Center	E0001 Status Active
Analysis Period	01.01.2003 to 31.12.9999
Name	0001
Long Text	
Basic Data	
User Responsible	
Person Respons.	0001
Department	
Profit Ctr Group	CHEFCHEOPS

Company and object level

The person responsible of a reporting profit center used at Company and object level (S)

- positions 1-4 = "X "
- positions 5-20 = free (not relevant for BFC)

Example

The person responsible of the profit center SCHEF0001 is X

- position 1-4 = X
- positions 5-20 = "empty"

Descriptions	
Profit Center	SCHEF0001 Status Active
Analysis Period	01.01.2003 to 31.12.9999
Name	0001
Long Text	OBJET PARTENAIRE 0001
Basic Data	
User Responsible	
Person Respons.	X
Department	X
Profit Ctr Group	CHEFCHEOPS



The only reporting profit centers impacted by the change of the Person Responsible field are the ones started by D* and F*

The field is not used but since it's a mandatory field put a X.
The field is not used



The field "Department" of the profit center is a critical field that is used in BW to assign a cost center to a plant and then to a site.

ex:

- The cost center 7512-1022 is assigned to the profit center 7512-10449
- The department of the profit center 7512-10449 is 7512

=> The cost center is assigned to the plant 7512

Depending on the type of profit center the department code can be:

- a plant code = a code maintained in table T001W in WP1 or PF1 (1)

K503 - Cost center		K553 - Profit center	
Cost Center	7512-1022 View	Profit Center	7512-10449
Controlling Area	2006 Solway Europe	Controlling Area	2006 Solway Europe
Valid From	01.04.2006 to 31.12.9999	Valid From	01.01.2006 To 31.12.9999
Basic Data		Basic Data	
Name	Vapeur	Descriptions	Profit Center 7512-10449 Status Active
Description	Vapeur	Analysis Period	01.01.2006 to 31.12.9999
Basic data		Name	7512 Divers Nav Euro
User Responsible	50003024	Long Text	7512 Divers Nav Europe - V2001
Person Responsible		Basic Data	
Department		User Responsible	A. Emmanzon
Cost Center Category	F Production	Person Respons.	7512
Hierarchy area	7512-09	Department	7512
Company Code	2E93 RHODIA OPERATIONS	Profit Ctr Group	2E93-V2001 COU20001 H5C NOV EUROPE COU
Business Area			
Autonomy	001		
Profit Center	7512-10449 7512 Divers Nav Euro		

- a generic plant code (only in WP1) created by GBU (2). This code doesn't exist in the table T001W.

KES3 - Profit center

General Data

Profit Center: 7512-02449
 Controlling Area: Z006 Solvay Europe
 Validity Period: 01.01.2006 To 31.12.9999

Basic Data

Profit Center: 7512-02449 Status: Active
 Analysis Period: 01.01.2006 to 31.12.9999
 Name: 7512 down New Euro
 Long Text: 7512 down New Europe - VZ001

Basic Data

User Responsible: A. Pascaon
 Person Respons.: A. Pascaon
 Department: 7512
 Profit Ctr Group: ZFR3-VZIN92 CGUZN092 Nov Non Allo function CGU

Table T001W - Plants/Branches

T001W: Display of Entries Found

Search in Table: 7512W Plants/Branches
 Number of hits: 5
 Runtime: 0 Maximum no. of hits: 999

7512	ZFR3 Germany	7512	70079	71660	LO	REXODIA OPERATIONS QUAS SA
------	--------------	------	-------	-------	----	----------------------------

General Data

Profit Center: ZFR3-I1149
 Controlling Area: Z006 Solvay Europe
 Validity Period: 01.01.2006 To 31.12.9999

Basic Data

Profit Center: ZFR3-I1149 Status: Active
 Analysis Period: 01.01.2006 to 31.12.9999
 Name: CS00 Nov Functions
 Long Text: CS00 Novecare Functions

Basic Data

User Responsible: [redacted]
 Person Respons.: F.Guittot
 Department: CS00
 Profit Ctr Group: ZFR3-VZIN92 CGUZN092 Nov Non Allo function CGU

Rule by ERP + type of profit center

ERP	Type of profit center	Department	Example
PF1	Reporting profit center	= "blank"	<p>General Data</p> <p>Profit Center: F3FQRAAX91 Controlling Area: CHEF ERP SOLVAY Validity Period: 01.01.2016 To 31.12.9999</p> <p>Basic Data</p> <p>Profit Center: F3FQRAAX91 Status: Active Analysis Period: 01.01.2016 to 31.12.9999 Name: 73F QRAA 9997E Long Text: NA2S FLAKES - THIRD PARTIES - PACKED</p> <p>Basic Data</p> <p>User Responsible: [redacted] Person Respons.: X Department: [redacted] Profit Ctr Group: D73F0 CH3F - Blanc Fxe</p>

Organizational profit center

= plant code

By default the department code = profit center code without the letter C

However the rule is to have one department code by site even if for historical reasons there can be several profit centers in the same site.

ex: in Tavaux, all profit centers are assigned to the department TAU:

Profit center	Department
CTAH Slvfr-Fr /Tavaux (Spc)	TAU Tavaux
CTAU Slvfr-Fr /Tavaux (Pvdc)	

There is one exception when there are several management units / GBU in the site (only in GBU Soda Ash).

In the GBU Soda Ash, there should be one dedicated department for Soda Ash another one for Bicar.

ex: in Torrelavega

Profit center	Department
CTOS Slvq-Es /Torrelavega (Su)	TOSA (management unit Soda Ash)
CTOSA Slvq-Es /Torrelavega (Sod)	
CTOSB Slvq-Es /Torrelavega (Bir)	TOSB (management unit Bicar)

General Data

Profit Center	CRBAA	
Controlling Area	CHEF	ERP SOLVAY
Validity Period	01.01.1997	To 31.12.9999

Basic Data Indicators Company Codes Address Communication History

Descriptions

Profit Center	CRBAA	Status	Active
Analysis Period	01.01.1997	to	31.12.9999
Name	4056 SSD-DE/RB (SODA)		
Long Text	SSD-DE /RHEINBERG (SODA)		

Basic Data

User Responsible	
Person Respons	CONTABILIDAD
Department	RBAA
Profit Ctr Group	CHEF_CNTRL Non Cheops Profit centers

WP1

Profit center used in the master data of production cost centers (the codification of the cost center starts with the plant code ★)

= plant code

= first digits of the profit center code ★

ex: department of profit center 7512 -I0449 = 7512

General Data

Profit Center	7512-I0449	
Controlling Area	2006	Solvay Europe
Validity Period	01.01.2006	To 31.12.9999

Basic Data Indicators Company Codes Address Communication History

Descriptions

Profit Center	7512-I0449	Status	Active
Analysis Period	01.01.2006	to	31.12.9999
Name	7512 divers Nov Euro		
Long Text	7512 divers Nov Europe - VZN01		

Basic Data

User Responsible	
Person Respons	A Freycenon
Department	7512
Profit Ctr Group	ZFR3-VZN01 CGUZN001 MISC NOV EUROPE CGU

Profit center used in the master data of SG&A / CBS / Financial cost centers (the codification of the cost center starts with the company code ★)



These profit centers are used in cost center that could be shared between several plants /sites.

Ex: in Rhodia Operation, there can be people working in the same team located in Paris or Lyon. Then the cost center is allocated neither to the Paris site nor to the Lyon site but to a generic site.

By default this rule applies to all cost centers that are not used on production plants.

The only exception is the facilities cost centers in CBS.

= **generic GBU code**

= **BFC GBU code** + 00

ex: *Novecare* = CS00

Last update: 13 Oct 2021

Generic code	
CB00	CB Corporate Business Services
CH00	CH Special Chem
CM00	CM Composite Materials
CS00	CS Novecare
CT00	CT Coatis
GY00	GY Energy Services
NB00	NB New Business Development
OG00	OG Oil & Gas
PA00	PA Aroma
PE00	PE Peroxides
SD00	SD Soda Ash
SI00	SI Silica
SP00	SP Specialty Polymers
TS00	TS Technology Solution

General Data

Profit Center	ZFR3-I1149		
Controlling Area	Z006	Solvay Europe	
Validity Period	01.01.2006	To	31.12.9999

Basic Data Indicators Company Codes Address Communication History

Descriptions

Profit Center	ZFR3-I1149	Status	Active
Analysis Period	01.01.2006	to	31.12.9999
Name	CS00 Nov Functions		
Long Text	CS00 Novecare Functions		

Basic Data

User Responsible	
Person Respons.	F.Guittot
Department	CS00
Profit Ctr Group	ZFR3-V2N92 CGUZN092 Nov Non Allo function CGU

Exception: Facilities cost centers included in the group ZCBS-FFAC of the ZCBS hierarchy

= plant code

= first digits of the profit center code ★

ex: department of profit center 7
925 -10569 = 7925

General Data			
Profit Center	7925-I0569		
Controlling Area	2006	Solvay Europe	
Validity Period	01.01.2021	To	31.12.9999

Basic Data	Indicators	Company Codes	Address	Communication	History
Descriptions					
Profit Center	7925-I0569	Status	Active		
Analysis Period	01.01.2021	to	31.12.9999		
Name	7925 Corp Busin Serv				
Long Text	7925 Corporate Business Services - VZR91				
Basic Data					
User Responsible					
Person Respons.	CBS				
Department	7925				
Profit Ctr Group	ZFR3-VZR91	CGUZR091 MISC RHODIA NA CGU			

★ For historical reasons, there may be exceptions to the codification

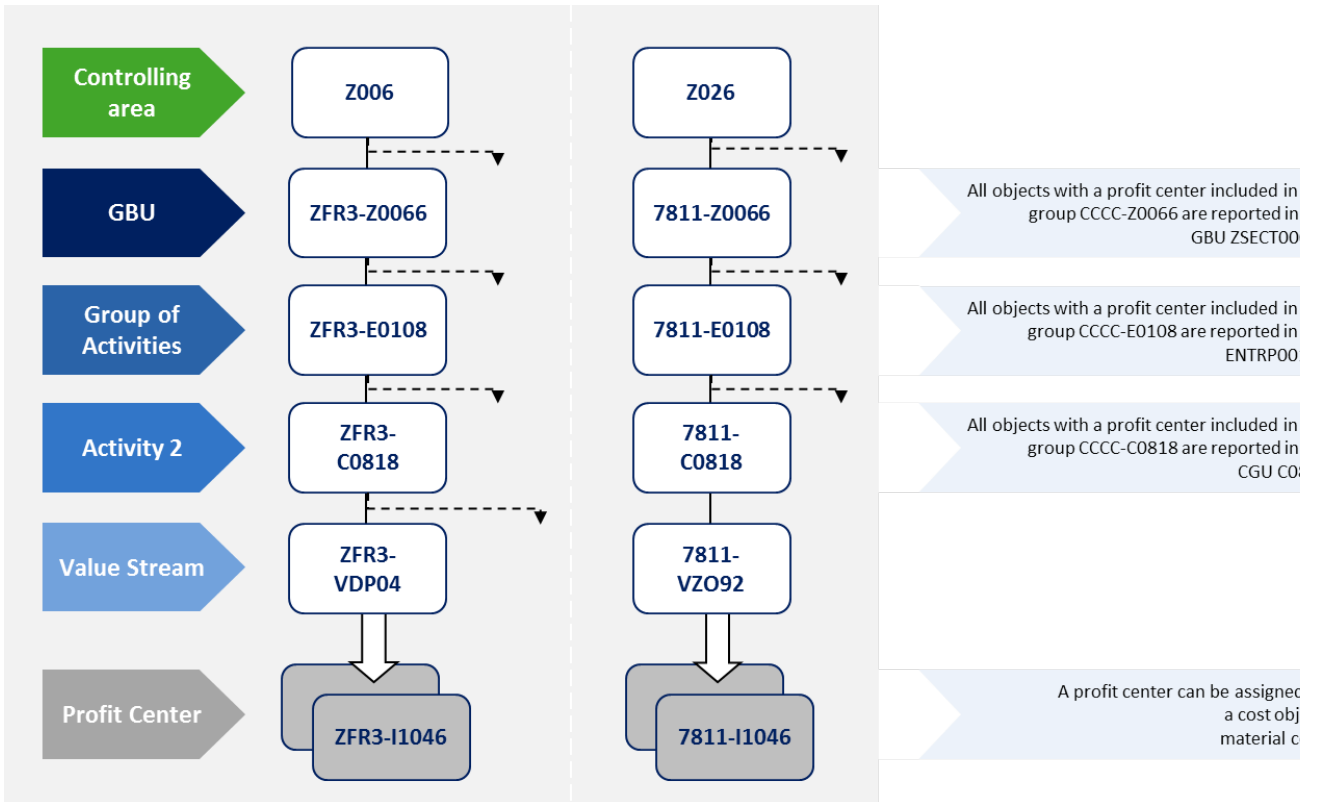
i The code of the standard hierarchy in PF2 is KCHEF_HIER and it is structured in 2 main sub-groups:

- CHEFCHEOPS for reporting profit centers
- CHEF_CNTRL for non reporting Profit Center

GB = GBU code
 GAA = Group Activity 1 code
 S = Sector code
 AA = Activity code
 PPP = Plant code

KCHEF_HIER	HIERARCHIE DE CENTRES DE PROFIT
CHEF_CNTRL	Non Cheops Profit centers
	Cxxx Organizational profit centers
	...
CHEFCHEOPS	
	Exxxx Reporting profit centers - Company code
	...
BDGB	GBU name
BDGBGAA	GBU name - Group Activity 1 name
DsAAO	Activity 1 name
	Dxxxx Reporting profit centers - Activity 1
	...
PPP	Plant name
	Fxxxxxxxx Reporting profit centers - PIF
	...

i All profit centers must be attached to a node in the standard hierarchy
 In WP2, there is one standard hierarchy per Controlling Area. Its structure must follow the standard rule



i The profit center hierarchy can be displayed in SAP with:

- [KCH3 - Display profit center hierarchy](#)
- [WP2 - ZWFAL052 - Display profit centers](#)
- table ZWFAT186

i **Value stream**

The value stream (VS) is the lower level of the profit center hierarchy in WP1 system, where the profit centers are assigned through the "Profit Ctr Group".

Historically, the value stream nodes in the profit center hierarchy were used for some Industrial reporting on specific production lines but currently this reporting level is no longer used, unless there's a justified request for it. Nevertheless, we need to maintain the value stream node at a standard level.

Most of the value stream codes are already defined for a certain GBU and geographical zone and just need to be extended to a particular company code. It has to be always checked before creating a new code.

VALUE STREAM CODIFICATION in the profit center hierarchy:

X	X	X	X	-	V	Z	Y	M	N
---	---	---	---	---	---	---	---	---	---

XXXX - Stands for the company code

V - Standard for all the VS codes

ZY - Is used to define a specific GBU code as follows (the currently active GBU's are the ones highlighted):

•ZA for a VS under GBU ACETOW
•ZB for a VS under GBU PEROXIDES
•ZC for a VS under GBU COATIS
•ZD for a VS under GBU SODA ASH
•ZE for a VS under GBU ECO SERVICES
•ZF for a VS under GBU FIBRAS
•ZG for a VS under GBU ENG PLASTICS
•ZH for a VS under GBU SPECIAL CHEM
•ZI for a VS under GBU EMERGING BIOCHEMICALS
•ZJ for a VS under GBU TECHNOLOGY SOLUTIONS
•ZK for a VS under GBU COMPOSITES MATERIALS
•ZL for a VS under GBU SOLD ACTIVITIES (2003-2010)
•ZM for a VS under GBU SPECIALTY POLYMERS
•ZN for a VS under GBU NOVECARE
•ZO for a VS under GBU AROMA PERFORMANCE
•ZP for a VS under GBU POLYAMIDE & INTERMEDIATES
•ZQ for a VS under GBU Oil & Gas
•ZR for a VS under GBU CBS (former NON REPARTI RHODIA)
•ZS for a VS under GBU SILICA
•ZT for a VS under GBU RARE EARTH SYSTEMS
•ZY for a VS under GBU ENERGY

M - stands for the geographical zones, as follows:

EU: 0, 1, 2
NA: 3, 4
LA: 5, 6
AP: 7, 8
WW: 9

N - it's a serial number

Note: The value stream codes have to be included in table [ZWFAT187](#) to be able to define the related descriptions in several standard languages.

For this, the codification has to be converted to an 8 digit code as follows (some of the digits are already defined when establishing the VS node in the profit center hierarchy):

C	G	U	Z	Y	0	M	N
---	---	---	---	---	---	---	---

CGU - Standard for all the standard VS codes

ZY - Is used to define a specific GBU code, as per list above

0 - Always zero

M - stands for the geographical zones, as per list above

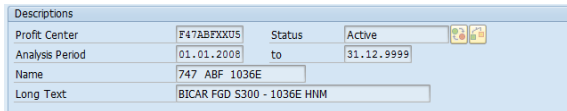
N - it's a serial number

[Link to the old WP2 Codification Value Streams Master \(OBSOLETE\).](#)

Consistency checks to be made before validating a "PIF level" profit center : if one of these conditions is not met, we need to challenge / reject the request

STEP 1

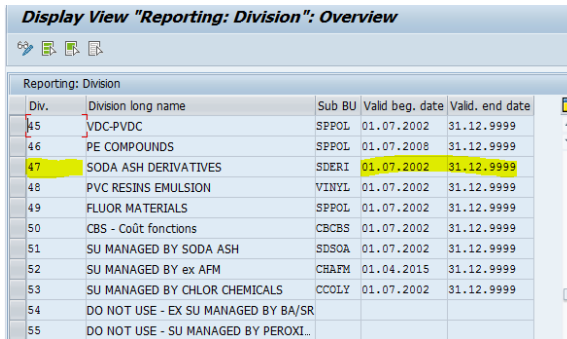
Check the consistency between the data present in the code, in the short name and in the long description



Descriptions	
Profit Center	F47ABFXUX Status Active
Analysis Period	01.01.2008 to 31.12.9999
Name	747 ABF 1036E
Long Text	BICAR FGD 5300 - 1036E HNM

STEP 2

Check that the Reporting Division is within the validity dates in table **ZZR_REPO_DIV**

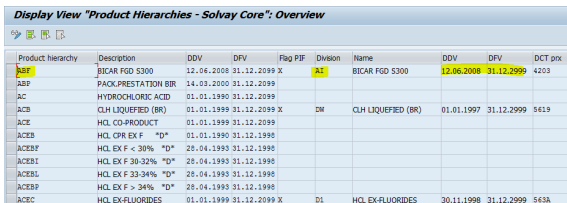


Display View "Reporting: Division": Overview					
Reporting: Division					
Div.	Division long name	Sub BU	Valid beg. date	Valid. end date	
45	VDC-PVDC	SFPOL	01.07.2002	31.12.9999	
46	PE COMPOUNDS	SFPOL	01.07.2008	31.12.9999	
47	SODA ASH DERIVATIVES	SDERI	01.07.2002	31.12.9999	
48	PVC RESINS EMULSION	VINYL	01.07.2002	31.12.9999	
49	FLUOR MATERIALS	SFPOL	01.07.2002	31.12.9999	
50	CBS - Coût fonctions	CBCBS	01.07.2002	31.12.9999	
51	SU MANAGED BY SODA ASH	SDSOA	01.07.2002	31.12.9999	
52	SU MANAGED BY ex AFM	CHAEM	01.04.2015	31.12.9999	
53	SU MANAGED BY CHLOR CHEMICALS	CCOLY	01.07.2002	31.12.9999	
54	DO NOT USE - EX SU MANAGED BY BA/SR				
55	DO NOT USE - SU MANAGED BY PEROXI...				

STEP 3

In the table view **ZZRT179V** control that:

- The "Flag PIF" is ticked,
- The PIF is not deleted - The description of Product hierarchy can't contain *D*,
- The validity period - We cannot have profit centers at higher / lower levels of the hierarchy than the PIF



Display View "Product Hierarchies - Solvay Core": Overview										
Product hierarchy	Description	DDV	DFV	Flag PIF	Division	Name	DDV	DFV	DCT prn	
ABF	BICAR FGD 5300		12.06.2008	31.12.2099	X	BICAR FGD 5300	12.06.2008	31.12.2099	4203	
ABP	PACKPRESTATION BR		14.03.2000	31.12.2099	X					
AC	HYDROCHLORIC ACID		01.01.1990	31.12.2099	X					
ACB	CLH LIQUEFIED (BR)		01.01.1999	31.12.2099	X	DW	CLH LIQUEFIED (BR)	01.01.1997	31.12.2999	5419
ACE	HCL CO-PRODUCT		01.01.1999	31.12.2099	X					
ACB	HCL COPR EX F *D*		01.01.1990	31.12.1990	X					
ACB	HCL EX F < 30% *D*		25.04.1993	31.12.1990	X					
ACB	HCL EX F 30-32% *D*		25.04.1993	31.12.1990	X					
ACB	HCL EX F 33-34% *D*		25.04.1993	31.12.1990	X					
ACB	HCL EX F > 34% *D*		25.04.1993	31.12.1990	X					
ACB	HCL EX-FLUORIDES		01.01.1999	31.12.2099	X	DI	HCL EX-FLUORIDES	30.11.1998	31.12.2999	565A

STEP 4

Check the Business area assignment in the production plant is consistent with the Reporting division present in the profit center, in table view **V_134G** :

- Plant = plant code where the material is going to be extended. If it's a production

plant you can check its validity via transaction ZPRI,

- Product division = the one corresponding to the PIF, in table view ZZRT179V,
- The Business area indicated in view V_134G must be consistent with the Reporting division of the profit center.

Display View "Org. Unit: Business Area Determination": Overview

Org. Unit: Business Area Determination

View: V_134G
Client: 020

16.04.2018

Plnt	Dv	Name	BusA	Business area
50QB	AI	BICAR FGD S300	7470	SODA ASH DERIVATIVES
50RB	AI	BICAR FGD S300	7470	SODA ASH DERIVATIVES
50SB	AI	BICAR FGD S300	7470	SODA ASH DERIVATIVES
50TB	AI	BICAR FGD S300	7470	SODA ASH DERIVATIVES
50UB	AI	BICAR FGD S300	7470	SODA ASH DERIVATIVES
50VB	AI	BICAR FGD S300	7470	SODA ASH DERIVATIVES
50WB	AI	BICAR FGD S300	7470	SODA ASH DERIVATIVES
50XB	AI	BICAR FGD S300	7470	SODA ASH DERIVATIVES
50YB	AI	BICAR FGD S300	7470	SODA ASH DERIVATIVES
50ZB	AI	BICAR FGD S300	7470	SODA ASH DERIVATIVES
51AB	AI	BICAR FGD S300	7470	SODA ASH DERIVATIVES

STEP 5

Check that the other profit centers for the same PIF are linked to the same or other Reporting divisions.

Taking into account that they are exceptions, such as for PIF U* for utilities which can be assigned to several reporting divisions, as well as some product lines for which there are several Reporting divisions (e.g. chlorovinyls Russia <-> Thailand <-> Mercosur)

When a profit center becomes obsolete, we need to lock it :

- Set the "lock indicator" in "indicators" tab.
- Insert ZZ at the end of the short description.
- Insert ZZZZ at the beginning of the long description.

As the BFC Act1 or the plant is part of the code, we cannot change their meaning, retaining the code.

The only case where we can update profit center short description is when a production facility changes of "ETAB" code, still representing the same reality. This can occur usually in a Legal Entity Reduction or Carve Out project.

3.4. I perform the profit center changes

STEP 1

Log is in English to start with the creation of the profit center in English.



✓

Mandant

Utilisateur

Langue de travail

Start the transaction using the menu path or transaction code

 KE52 - Change

- ✓ SAP Menu
 - > Office
 - > Cross-Application Components
 - > Logistics
 - ✓ Accounting
 - > Financial Accounting
 - > Financial Supply Chain Management
 - ✓ Controlling
 - > Cost Element Accounting
 - > Cost Center Accounting
 - > Internal Orders
 - > Activity-Based Costing
 - > Product Cost Controlling
 - > Profitability Analysis
 - ✓ Profit Center Accounting
 - ✓ Master Data
 - ✓ Profit Center
 - ✓ Individual Processing
 - KE51 - Create
 - KE52 - Change
 - KE53 - Display
 - KE54 - Delete
 - 6KEA - Display Changes

STEP 2

Start the update of the profit center

1. Enter the code of the profit center to be updated

✓ Master Data Cancel

Profit Center

CO Area

STEP 3

Update the profit center

1. Name
2. Long text
3. Person responsible
4. Department
5. Profit Center Group

Display Profit Center

Drilldown Analysis Period

General Data

Profit Center: F49JLXXXU1
 Controlling Area: CHEF ERP SOLVAY
 Validity Period: 01.01.2006 To 31.12.9999

Basic Data Indicators Company Codes Address Communication History

Descriptions

Profit Center: F49JLXXXU1 Status: Active
 Analysis Period: 01.01.2006 to 31.12.9999
 Name: 349 JLA 2546E
 Long Text: Tecnofon Thorofare packed

Basic Data

User Responsible:
 Person Respons.: X
 Department:
 Profit Ctr Group: THF THF Division 49

STEP 4

Go to the next tab "indicators" to lock or unlock the profit center

Display Profit Center

Drilldown Analysis Period

General Data

Profit Center: F49JLXXXU1
 Controlling Area: CHEF ERP SOLVAY
 Validity Period: 01.01.2006 To 31.12.9999

Basic Data Indicators Company Codes Address Communication History

Indicator

Dummy Profit Ctr
 Lock Indicator

Formula Planning

Form. Planning Temp.:

STEP 5

Go to the next tab "Company Codes"

The system assigns by default the profit center to all company codes within the controlling area.

i If for some reason, all the company codes are not automatically assigned, it has to be done manually.

Display Profit Center

Drilldown Analysis Period

General Data

Profit Center: F49JLXXXU1
 Controlling Area: CHEF ERP SOLVAY
 Validity Period: 01.01.2006 To 31.12.9999

Basic Data Indicators Company Codes Address Communication History

Company Code Assignment for Profit Center

CoCd	Company Name	Assigned
0001	SOLVAY (SCH)	✓
0003	SOLVAY PARTICIP. BE	✓
0005	SOLVAY CHEM INT	✓
0007	HESTIA	✓
0012	SOLVAY HOLDING (NL)	✓
0013	POLVOM *D*	✓
0014	TERLIN *D*	✓
0016	SOVILLER	✓

STEP 6

Tabs "Address" & "Communication" are not used in WP2 & PF2

The History tab is generated by the system to facilitate the identification of the user and the respective changes made by him in the master data of the Profit Center.

Save the profit center by clicking

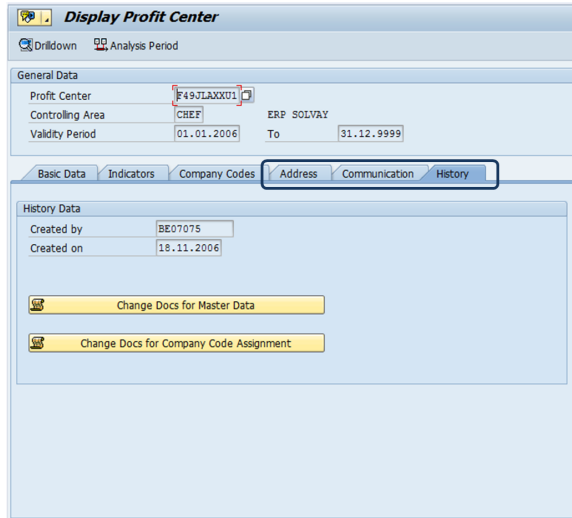


The user will be automatically out of the profit center master data. It is required to enter again and click on

the activation button



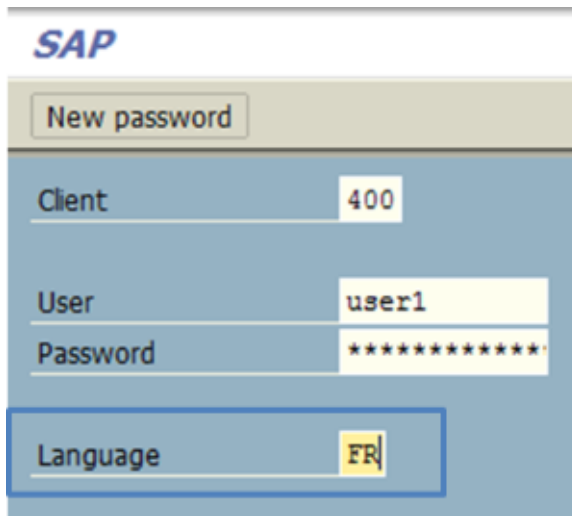
Note: in profit centers usually it is not recommended to manage periods.



The screenshot shows the 'Display Profit Center' SAP interface. At the top, there are tabs for 'Drilldown' and 'Analysis Period'. Below this is the 'General Data' section with fields for 'Profit Center' (F49-TLXXX01), 'Controlling Area' (CHEF), 'Validity Period' (01.01.2006 to 31.12.9999), and 'ERP SOLVAY'. A navigation bar includes 'Basic Data', 'Indicators', 'Company Codes', 'Address', 'Communication', and 'History'. The 'History Data' section shows 'Created by' (BE07075) and 'Created on' (18.11.2006). At the bottom, there are two yellow buttons: 'Change Docs for Master Data' and 'Change Docs for Company Code Assignment'.

STEP 7

If you want to update the description in another language, you must log in the language requested



The screenshot shows the SAP login screen. At the top is the SAP logo. Below it is a 'New password' button. The login fields are: 'Client' (400), 'User' (user1), 'Password' (masked with asterisks), and 'Language' (FR). The 'Language' field is highlighted with a blue border.

3.5. I communicate that a profit center has been changed

I notify the requester.