

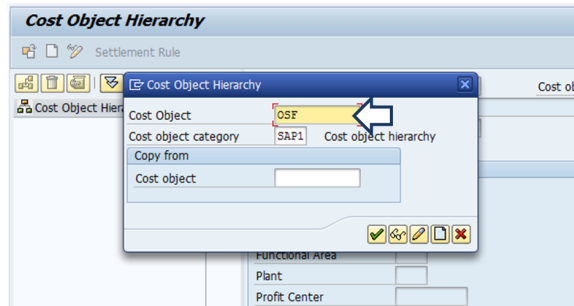
KKPHIE - Cost Object Hierarchy

See different possibilities for this transaction:

STEP 1

Go to transaction code **KKPHIE** and enter the cost object (usually the plant code)

Enter ↵

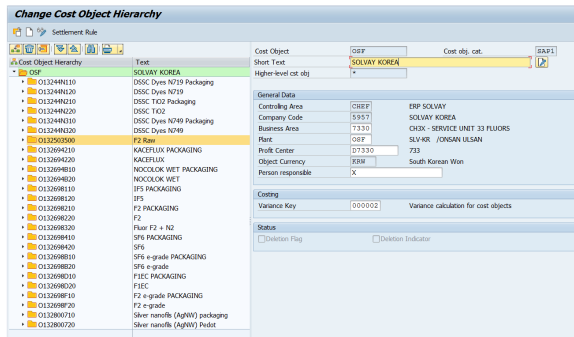


STEP 2

Double click on the cost object group in which you want to assign the material,



Then click on



STEP 3

Click on



New Entries

to be able to add new materials. Add the respective material and then

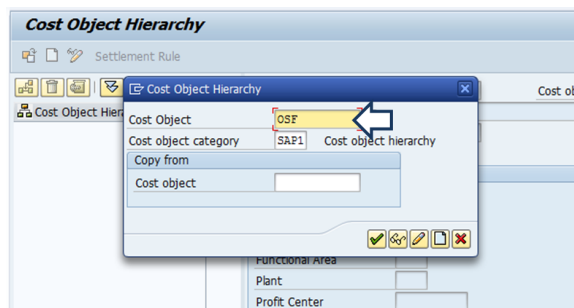
go back ↶ and click save 💾.

No.	Plant	Material	Procurement Alternative/Process
1	OSF	36621	assignment
2	OSF		No assignment
3	OSF		No assignment
4	OSF		No assignment



STEP 1

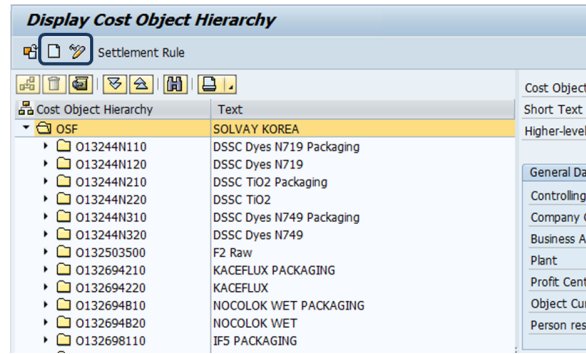
Go to transaction code **KKPHIE** and enter the cost object (usually the plant code)

Enter ↵



STEP 2

- Click  to update the cost object hierarchy
- Click  to create a new cost object hierarchy.




Display Cost Object Hierarchy

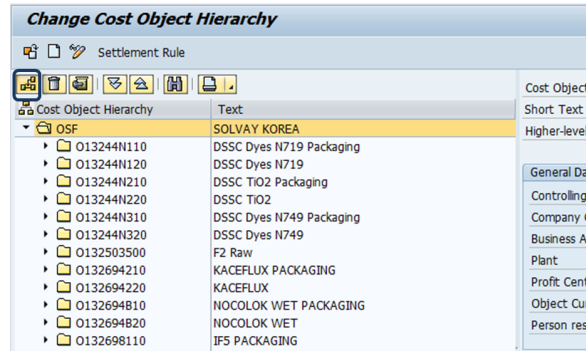
Settlement Rule

Cost Object Hierarchy	Text	Cost Object	Short Text	Higher-level
OSF	SOLVAY KOREA			
O13244N110	DSSC Dyes N719 Packaging			
O13244N120	DSSC Dyes N719			
O13244N210	DSSC TIO2 Packaging			
O13244N220	DSSC TIO2			
O13244N310	DSSC Dyes N749 Packaging			
O13244N320	DSSC Dyes N749			
O132503500	F2 Raw			
O132694210	KACEFLUX PACKAGING			
O132694220	KACEFLUX			
O132694810	NOCOLOK WET PACKAGING			
O132694820	NOCOLOK WET			
O132698110	IFS PACKAGING			

STEP 3

Place the mouse cursor in the level above of where you want to insert the new object, and click  to insert a new object in the cost object hierarchy.

Save 



Change Cost Object Hierarchy

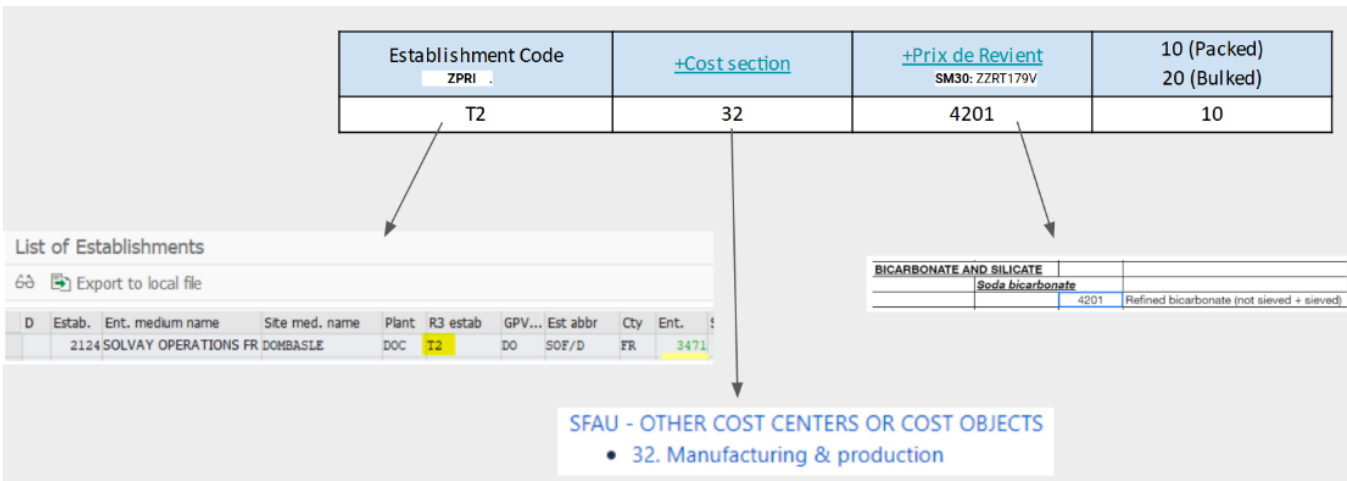
Settlement Rule

Cost Object Hierarchy	Text	Cost Object	Short Text	Higher-level
OSF	SOLVAY KOREA			
O13244N110	DSSC Dyes N719 Packaging			
O13244N120	DSSC Dyes N719			
O13244N210	DSSC TIO2 Packaging			
O13244N220	DSSC TIO2			
O13244N310	DSSC Dyes N749 Packaging			
O13244N320	DSSC Dyes N749			
O132503500	F2 Raw			
O132694210	KACEFLUX PACKAGING			
O132694220	KACEFLUX			
O132694810	NOCOLOK WET PACKAGING			
O132694820	NOCOLOK WET			
O132698110	IFS PACKAGING			

The recommended codification of the cost object, must be defined following the **Production Cost Centers** Codification (*only the last two digits are different*):

XX	XX	XXXX	XX
Establishment Code	+Cost section	+Prix de Revient	10 (Packed) 20 (Bulked)

Example: T232420110



Establishment Code	+Cost section	+Prix de Revient	10 (Packed) 20 (Bulked)
ZPRI		SM30: ZZRT179V	
T2	32	4201	10

List of Establishments

D	Estab.	Ent. medium name	Site med. name	Plant	R3 estab	GPV...	Est abbr	Cty	Ent.
	2124	SOLVAY OPERATIONS FR DOMBASLE		DOC	T2	DO	SOF/D	FR	3471

BICARBONATE AND SILICATE	
Soda bicarbonate	4201 Refined bicarbonate (not sieved + sieved)

SFAU - OTHER COST CENTERS OR COST OBJECTS

- 32. Manufacturing & production

- It should be aligned with the remaining cost objects of the CY/ Plant:

- If it is a new high-level hierarchy, we need to inform the person who is closing the company to include it in the **Product costing**, otherwise the production costs will remain at the cost object
- The information in the Material Routing - costing parameters can be used as a reference: