



KAH3 - Cost Element Group display

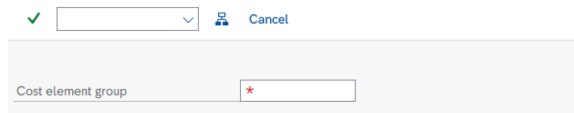
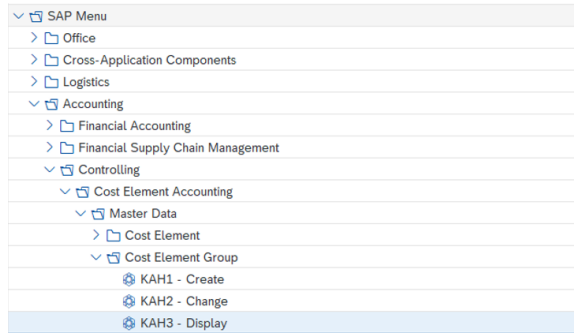
See different possibilities for this transaction:

STEP 1

Start the transaction using the menu path or transaction code


 KAH3 - Display

 Display cost element group: Initial Screen

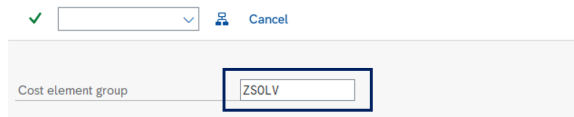


STEP 2

Enter the name of the cost elements hierarchy and

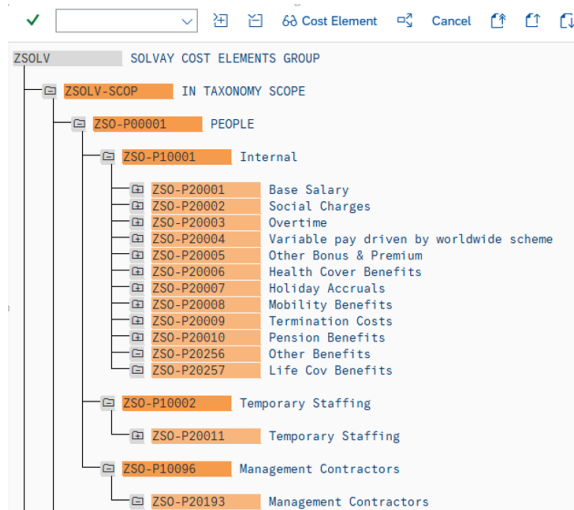
 There are 2 standard cost elements hierarchy

- ZSOLV: Rules - Cost element Group ZSOLV
- XCS-ALL: Rules - Cost element Group XCS-ALL



STEP 3

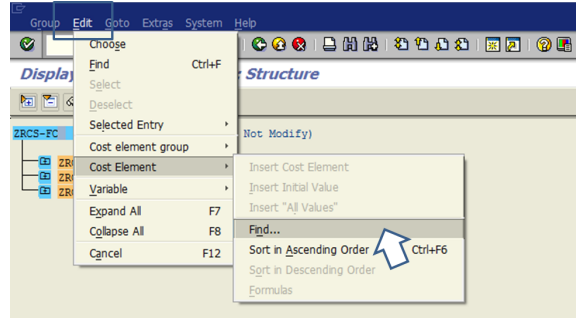
The cost element group is displayed



STEP 1

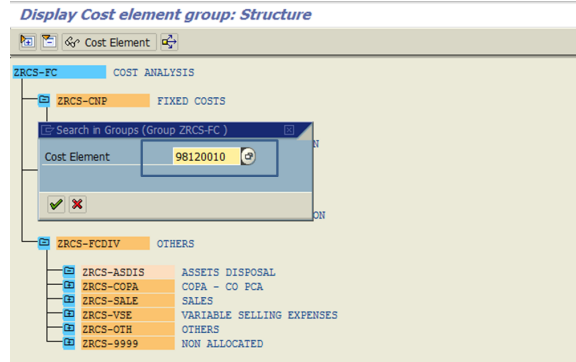
To find a cost element in a hierarchy with the transaction KAH3.

Click Edit in the header. Choose "Cost element" and "Find"




STEP 2

Enter the cost element you are looking for and click 



STEP 3

The cost element is highlighted in red

 => the cost element 98120010 is included in the group ZRC5-VVC22

