

# MM02 - Change Material

See different possibilities for this transaction:

---


STEP 1

Start the transaction using transaction code KAH2

Double-click

? Unknown Attachment

? Unknown Attachment

 Change cost element group : Initial Screen

? Unknown Attachment

---

STEP 2

Enter the group in which the cost element must be included

and

? Unknown Attachment

? Unknown Attachment

---

STEP 3

Click the group in which you want to include a new cost element

and then click

? Unknown Attachment

? Unknown Attachment

you can click several times if you want to include more than 5 cost elements

---

STEP 4

Enter the code of the cost element you want to include

? Unknown Attachment

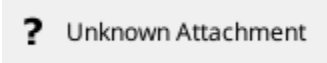
then



There is a message at the bottom of the page



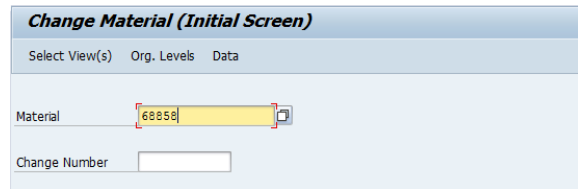
You can leave the transaction



**STEP 1**

- Use transaction **MM02**
- Enter the material code and

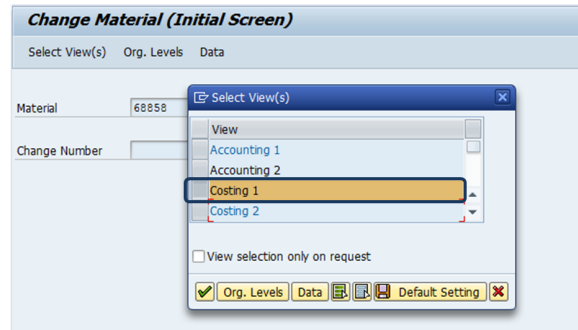
**Enter ↵**



**STEP 2**

- Select the view "**Costing 1**"

and **Enter ↵**



**STEP 3**

- Enter the plant code and **Enter ↵**
- If there is a warning message "Deletion flag is set at client level" you can skip it and click **Enter ↵**



**STEP 4**

- Enter the status **Z0** in the field Plant-sp.matl status and save



- A message confirms the change

**Material 68858 changed**

**Change Material 68858 (/ Finished pdt & RM & SF)**

Additional Data Org. Levels Check Screen Data

Accounting 2 Costing 1 Costing 2

Material: 68858 \*OBS\*INDUSTRIAL SALICYLIC ACID BB 325KG  
 Plant: 7714 7418 / Nippon Express - AOMI

General data

Base Unit of Measure: ZG kg  
 Do Not Cost  With Qty Structure  
 Origin group:   Material origin  
 Overhead Group:  Variance Key: 2\_Z001  
 Plant-sp.matl status: **Z0** Profit Center: 7418-II050  
 Valid from:

Quantity structure data

Alternative BOM:  BOM Usage:   
 Group:  Group Counter:   
 Task List Type:  Costing Lot Size: 1,000  
 SpecProcurem Costing  Co-product  Fxd Price  Version Indicator  
 Version Indicator  Production Version

**STEP 1**

- Use transaction **MM02**
- Enter the material code and

**Enter ↵**

**Change Material (Initial Screen)**

Select View(s) Org. Levels Data

Material: 97861  
 Change Number:

**STEP 2**

- Select the view **"Costing 1"**

and **Enter ↵**

**Change Material (Initial Screen)**

Select View(s) Org. Levels Data

Material: 97861  
 Change Number:

Select View(s) dialog:

- View
- Accounting 1
- Accounting 2
- Costing 1**
- Costing 2

View selection only on request

Org. Levels  Data  Default Setting

**STEP 3**

- Enter the plant code and

**Enter ↵**

**Change Material (Initial Screen)**

Select View(s) Org. Levels Data

Material: 97861  
 Change Number:

Organizational Levels dialog:

Plant: 7991 ZFR3 St. Fons

Org. levels/profiles only on request

Select View(s)  Default Setting

**STEP 4**

- Enter the status **Z1** in the field Plant-sp.matl status and save



- A message confirms the change

**Material 97861 changed**

**Change Material 97861 (/Finished pdt & RM & SF)**

Additional Data | Org. Levels | Check Screen Data

Accounting 2 | Costing 1 | Costing 2

Material: 97861 SILICATE 3.2 SS 1000 KG BB PL1.07X1.10 M  
 Plant: 7991 ZVE1 Barquisimeto

**General data**

Base Unit of Measure: KG kg  
 Do Not Cost  
 With Qty Structure  
 Origin group:   
 Material origin  
 Overhead Group:   
 Variance Key: Z\_2001  
 Plant-sp.matl status: Z1  
 Valid from:   
 Profit Center: ZVE1-I0422

**Quantity structure data**

Alternative BOM:   
 BOM Usage:   
 Group:   
 Group Counter:   
 Task List Type:   
 Costing Lot Size: 1,000  
 Co-product  Fxd Price  
 Version Indicator  
 Production Version:

**STEP 1**

- Use transaction **MM02**
- Enter the material code and

Enter ↵

**Change Material (Initial Screen)**

Select View(s) | Org. Levels | Data

Material: 97861  
 Change Number:

**STEP 2**

- Select the view **"Costing 1"**

and Enter ↵

**Change Material (Initial Screen)**

Select View(s) | Org. Levels | Data

Material: 97861  
 Change Number:

**Select View(s) Dialog:**

- View
- Accounting 1
- Accounting 2
- Costing 1**
- Costing 2

View selection only on request

Org. Levels | Data | Default Setting

**STEP 3**

- Enter the plant code and

Enter ↵

**Change Material (Initial Screen)**

Select View(s) | Org. Levels | Data

Material: 97861  
 Change Number:


**Organizational Levels Dialog:**


Plant: 7991 | ZFR3 St. Fons

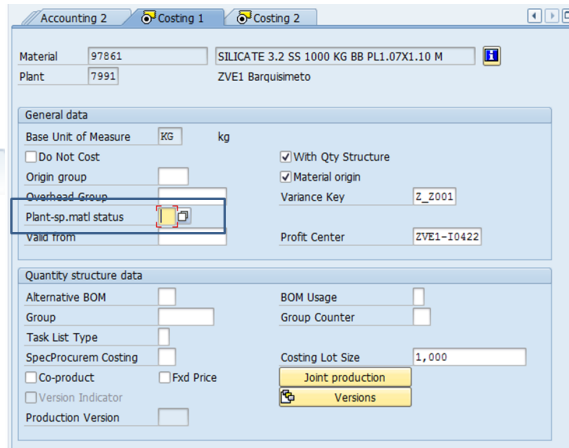
Org. levels/profiles only on request

Select View(s) | Default Setting

**STEP 4**

- Remove the status **Z1** in the field Plant-sp.matl status and save 
- A message confirms the change

 **Material 97861 changed**



The screenshot shows the SAP Costing 2 interface for material 97861. The material name is SILICATE 3.2 SS 1000 KG BB PL1.07X1.10 M and the plant is ZVE1 Barquisimeto. The 'General data' section includes fields for 'Base Unit of Measure' (kg), 'Do Not Cost' (unchecked), 'Origin group', 'Overhead Group', 'Plant-sp.matl status' (highlighted with a red box), 'Valid from', 'With Qty Structure' (checked), 'Material origin' (checked), 'Variance Key' (Z\_2001), and 'Profit Center' (ZVE1-I0422). The 'Quantity structure data' section includes 'Alternative BOM', 'Group', 'Task List Type', 'SpecProcurem Costing', 'Co-product', 'Fxd Price', 'Version Indicator', 'Production Version', 'BOM Usage', 'Group Counter', 'Costing Lot Size' (1,000), 'Joint production', and 'Versions'.