


How to add Videos and Social Media posts




 **Videos should NOT be uploaded directly on Drupal.**

All videos must be hosted on the SolvayGroup's YouTube channel.

All videos should be uploaded to YouTube from Sprinklr.

To be published and appear on the Solvay Group channel, videos must meet these [Requirements](#) for our audiences (slides 11-14). Otherwise the video will be hosted, but unlisted.

How does it look?

Twitter embed	Instagram embed	YouTube embed
 <p>The Twitter embed shows a tweet from Solvay (@SolvayGroup) dated Feb 7, 2019. The tweet text reads: "We've joined the fight against hospital-acquired infections with our disinfectant-resistant polymers. Learn more at @MDM_Events booth 2414 #MDMWest #healthcare". The image in the tweet shows a person in pink gloves holding a white spray bottle. The Solvay logo is visible in the bottom right of the image.</p>	 <p>The Instagram embed shows a post from the account 'solvaygroup' (288 followers). The image is a statue of Ernest Solvay on a pedestal. The text on the pedestal reads "ERNEST SOLVAY 1838 - 1922". The post has 279 likes and a caption that says "How old was Ernest #Solvay when he founded the Group? #Sculpture".</p>	 <p>The YouTube embed shows a video player with a dark background. The title of the video is "Who is Pushing th". The Solvay logo is visible in the top left corner of the video player.</p>

How to add?

To embed videos from **YouTube**, **Tweets**, and **Instagram posts**, start by adding a WYSIWYG paragraph. Then click on the "Insert media embed" icon and just enter the URL of the media in the text box.

Title *
Title

Content
No Paragraph added yet.

Add WYSIWYG to Content

Sidebar
No Paragraph added yet.

Add Content to Sidebar

CONTENT

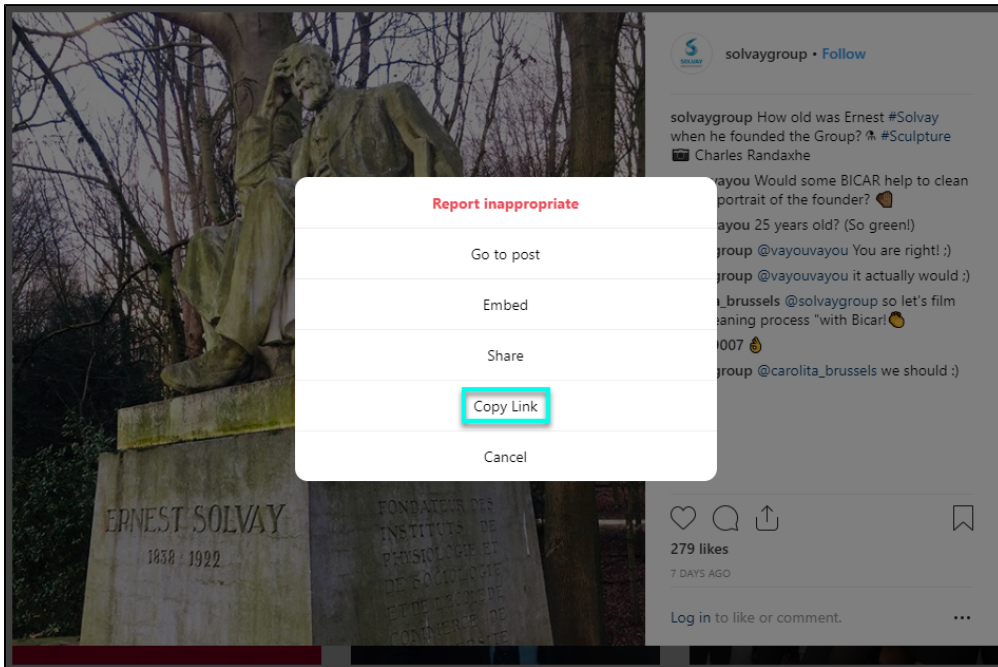
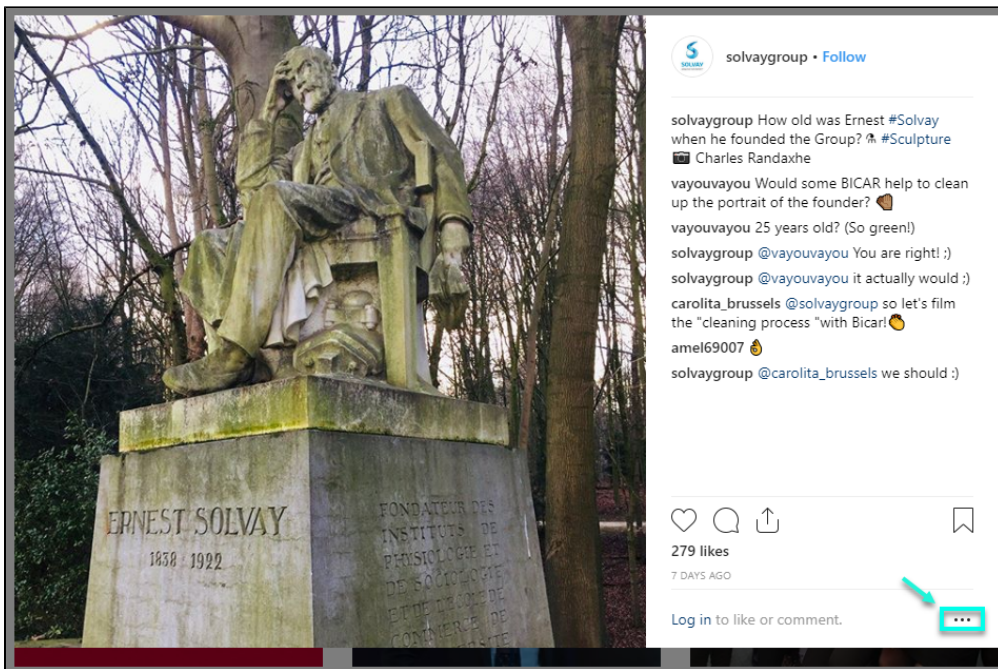
+ WYSIWYG

Body

Source | ← | → | **B** | *I* | ~~S~~ | x² | I |  |  |  |  |  |  | **E**

How to obtain Instagram's link?

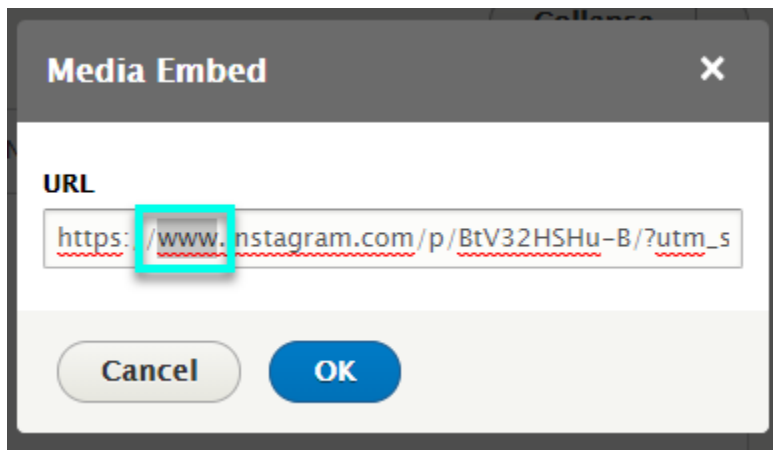
The link to be used from Instagram is obtained the following way:



Once you have the link, you need to delete "www." and then click OK.

Works - <https://instagram.com/p/Bg9CelHDS2C/?hl=es&taken-by=solvaygroup>

Doesn't - <https://www.instagram.com/p/Bg9CelHDS2C/?hl=es&taken-by=solvaygroup>



How to add a Facebook post?

To embed a **Facebook post**, the process is a bit different from other social media channels:

First click the "Media browser" icon then, on the "Create embed" tab, enter the URL in the text box and select display as "embedded".


[blocked URL](#)

Select media to embed

Library Keeppeek Upload **Create embed**

<https://www.facebook.com/solvaygroup/photos/a.669624046383167/2370000023012219/?type=3&theater>

Name*
Test Facebook post



Our future CEO, Ilham Kadri, continued her introductory tour by heading to

Embed media

Selected entity
Test Facebook post

Display as*
Embedded

Align
 None Left Center Right

Caption



Don't write any caption, it could disable the embed.